STOREY COUNTY BOARD OF COUNTY COMMISSIONERS MEETING

MONDAY, MAY 18TH, 2015 10:00 A.M.

DISTRICT COURTROOM

26 SOUTH B STREET, VIRGINIA CITY, NEVADA

AGENDA

MARSHALL MCBRIDE
CHAIRMAN

ANNE LANGER
DISTRICT ATTORNEY

LANCE GILMAN
VICE-CHAIRMAN

JACK MCGUFFEY
COMMISSIONER

VANESSA STEPHENS
CLERK-TREASURER

Members of the Board of County Commissioners also serve as the Board of Fire Commissioners for the Storey County Fire Protection District, Storey County Brothel License Board, Storey County Water and Sewer System Board and the Storey County Liquor and Gaming Board and during this meeting may convene as any of those boards as indicated on this or a separately posted agenda.

All items include discussion and possible action to approve, modify, deny, or continue unless marked otherwise.

1. **CALL TO ORDER AT 10:00 A.M.**

2. **PLEDGE OF ALLEGIANCE**

3. **DISCUSSION/POSSIBLE ACTION:** Approval of Agenda for May 18, 2015

4. **DISCUSSION/POSSIBLE ACTION:** Approval of Minutes for April 21, 2015

CONSENT AGENDA

(All matters listed under the consent agenda are considered routine, and may be acted upon by the Board of County Commissioners with one action, and without an extensive hearing. Any member of the Board or any citizen may request that an item be taken from the consent agenda, discussed, and acted upon separately during this meeting. The Commission Chair reserves the right to limit the time allotted for each individual to speak.)

5. For possible action approval of Payroll Checks date 05/08/15 $405,278.82 and $35,552.85. Accounts payable checks date 05/01/15 for $405,709.42 and $5,933.42

6. For possible action approval of Treasurer's Affidavit of Mailing Past Due Notice For All Delinquent Parcels

7. For possible action approval of Treasurer Report for April 2015

8. For possible action approval of 2015 BLM and Storey County Fire Protection Annual Operating Plan approval.

9. For possible action approval of Business Licenses First Readings:
   a. WORLD SOURCE INTEGRATION, INC - Contractor / 1201 North Raddant Rd ~ Batavia, IL (equipment supply)
   b. PEDRO & MARIA BECERRA TORRES - General / 26 E Prater ~ Sparks (handyman & cleaning)
   c. GERHARDT & BERRY CONSTRUCTION - Contractor / 2134 Kleppe Lane ~ Sparks (engineering)
   d. STEPHON'S MOBILE BISTRO - General / 1810 Andesite Avenue ~ Reno (food truck)
   e. SIERRA CATERING CO., LLC - General / 840 Washington Street ~ Reno (food truck)
   f. LEE JOSEPH, INC. - Contractor / 864 South Wells Avenue ~ Reno (pool repairs)
   g. PWS CONSTRUCTION - Contractor / 5290 Orcutt Rd ~ San Luis Obispo, CA (contractor)

END OF CONSENT AGENDA

10. **DISCUSSION/POSSIBLE ACTION:** Approve the Governmental Services Agreement for Storey County Economic Diversification District No. 1 between Storey County, Storey County Fire Protection District and Tesla.

11. **DISCUSSION/POSSIBLE ACTION:** Approve second reading of Ordinance 15-263 adding section 3.50.200 to the Storey County Code providing for a pilot project for granting partial abatements of permitting fees to participants in a qualified project in Economic Diversification District No. 1 and providing for other properly related matters.

12. **DISCUSSION ONLY (No Action - No Public Comment):** Committee/Staff Reports

13. **BOARD COMMENT (No Action - No Public Comment)**

14. **DISCUSSION ONLY (No Action - No Public Comment):** Discussion and direction to staff regarding legislation or legislative issues proposed by legislators or by other entities permitted by the Nevada State Legislature to submit bill draft requests, or such legislative issues as may be deemed by the Chairman or the Board to be of critical significance to Storey County.

15. **DISCUSSION/POSSIBLE ACTION:** Approve an Interlocal Agreement with Washoe County Senior Services for senior meals at the Lockwood Community/Senior Center.

16. **DISCUSSION/POSSIBLE ACTION:** Final Budget Hearings for FYE 2015/16

17. **RECESS TO CONVENE AS STOREY COUNTY WATER AND SEWER BOARD**

18. **DISCUSSION/POSSIBLE ACTION:** Final Budget Hearings for FYE 2015/16 for the Water and Sewer services in Virginia City, Gold Hill and Silver City.

19. **ADJOURN TO RECONVENE AS THE STOREY COUNTY BOARD OF COMMISSIONERS**

20. **DISCUSSION/POSSIBLE ACTION:** Final Budget Hearings for FYE 2015/16

21. **ADJOURN TO CONVENE AS THE 474 FIRE PROTECTION DISTRICT BOARD**

22. **DISCUSSION/POSSIBLE ACTION:** Final Budget Hearings for FYE 2015/16 for the NRS 474 Fire Protection District.

23. **ADJOURN TO RECONVENE AS STOREY COUNTY BOARD OF COMMISSIONERS**

24. **DISCUSSION/POSSIBLE ACTION:** Final Budget Hearings for FYE 2015/16

25. **DISCUSSION/POSSIBLE ACTION:** Final Budget Hearings for FYE 2015/16 for the Town of Gold Hill

26. **DISCUSSION/POSSIBLE ACTION:** Final Budget Hearings for FYE 2015/16 for the Town of Virginia

27. **DISCUSSION/POSSIBLE ACTION:** Approval of Liquor/General License for Robert and Nicole Wilkinson, Three GGG Inc., Gold Hill Hotel located at 1540 Main Street, Gold Hill, NV 89440.

28. **DISCUSSION/POSSIBLE ACTION:** Approval of Liquor/General/Gaming License for Vincent Malfitano, Bonanza Casino and Saloon located at 27 C Street, Virginia City, NV 89440.

29. **DISCUSSION/POSSIBLE ACTION:** Approval of Liquor/General/Gaming License for Vincent Malfitano, Delta Saloon and Casino located at 18 South C Street, Virginia City, NV 89440.

30. **DISCUSSION/POSSIBLE ACTION:** Approval of Liquor/Business License for Virginia City Brewery & Taphouse LLC located at 62 North C Street, Virginia City, NV 89440.

COMMUNITY DEVELOPMENT AND PLANNING

31. **FOR POSSIBLE ACTION, LICENSING BOARD SECOND READINGS:**
    a. SOUTHWEST STEEL, LLC - Contractor / 280 Sunpac Ave ~ Henderson (steel erector)
    b. LEGACY SPECIALTIES, INC. - Contractor / 2567 Nowlin Road #104 ~ Minden (drywall contractor)
    c. ASPEN DEVELOPMENTS CORP - Contractor / 2340 East Fifth Street ~ Reno (excavation contractor)
    d. COMSTOCK CHRONICLE OF VIRGINIA CITY - HB / 2187 Main Street ~ Gold Hill (newspaper)
    e. NOTHING BUT SKULLS VIRGINIA CITY NV - General / 11 North C Street (Retail Sales) VC

f. REDTALON ENTERPRISES, LLC - HB / 21540 Sazarac Rd (FFL Type 7, Firearms R&D) VCH
g. ARNOLD MACHINERY COMPANY - Contractor / 2975 West 2100 South ~ Salt Lake City
h. IONIX, LLC - General / 3033 Waltham Way, Unit 5 (metal fabrication) location change TRI
i. RICH DOSS, INC. - General / 201 Wild Horse Canyon Drive (transportation) MCC

32. **PUBLIC COMMENT (No Action)**

33. **ADJOURNMENT**

NOTICE:

- Anyone interested may request personal notice of the meetings.
- Agenda items must be received in writing by 12:00 noon on the Monday of the week preceding the regular meeting. For information call (775) 847-0969.
- Items may not necessarily be heard in the order that they appear.
- Public Comment will be allowed at the end of each meeting (this comment should be limited to matters not on the agenda). Public Comment will also be allowed during each item upon which action will be taken on the agenda (this comment should be limited to the item on the agenda). Time limits on Public Comment will be at the discretion of the Chairman of the Board. Please limit your comments to three minutes.
- Storey County recognizes the needs and civil rights of all persons regardless of race, color, religion, gender, disability, family status, or nation origin.

Notice to persons with disabilities: Members of the public who are disabled and require special assistance or accommodations at the meeting are requested to notify the Commissioners' Office in writing at PO Box 176, Virginia City, Nevada 89440.

In accordance with Federal law and U.S. Department of agriculture policy, this institution is prohibited from discriminating on the basis of race, color, national origin, sex, religion, age, disability (Not all prohibited bases apply to all programs.) To file a complaint of discrimination write to USDA, Director, Office of civil rights, 1400 Independence avenue, S.W., Washington, D.C. 20250-9410 or call (800) 795-3272 (voice) or 202-6382 (TDD). USDA is an equal opportunity provider, employer, and lender. The TTY, VCO voice carry over) or HCO hearing carry over) number is 800-326-6868; voice only 800-326-6868. Check the customer Guide section of your telephone book under Services for Individuals with a Hearing or Speech Disability.

CERTIFICATION OF POSTING

I, Vanessa Stephens , Clerk to the Board of Commissioners, do hereby certify that I posted, or caused to be posted, a copy of this agenda at the following locations on or before May 12, 2015; Virginia City Post Office, Storey County Courthouse, Virginia City Fire Department, Virginia City Highlands Fire Department and Lockwood Fire Department.

By Vanessa Stephens
Vanessa Stephens Clerk-Treasurer

Storey County Board of County Commissioners
Agenda Action Report

Meeting date: May 18, 2015 **Estimate of time required:** 5 min.

Agenda: Consent [ ] Regular agenda [X] Public hearing required [ ]

---

1. **Title:** Approval of minutes for April 21, 2015

2. **Recommended motion:** Approve minutes as submitted.

3. **Prepared by: Vanessa Stephens**

   Department: Clerk & Treasurer **Telephone: 775 847-0969**

4. **Staff summary:** Minutes are attached.

5. **Supporting materials:** Attached.

6. **Fiscal impact: N/A**

   Funds Available: Fund: ____ Comptroller

7. **Legal review required: N/A**

   ____ District Attorney

8. **Reviewed by:**

   VS Department Head Department Name: Clerk & Treasurer

   ____ County Manager Other agency review: _____

9. **Board action:**

   [ ] Approved [ ] Approved with Modifications
   [ ] Denied [ ] Continued

Agenda Item No.

STOREY COUNTY BOARD OF COUNTY COMMISSIONERS MEETING

TUESDAY, APRIL 21ST, 2015 10:00 A.M.

DISTRICT COURTROOM

26 SOUTH B STREET, VIRGINIA CITY, NEVADA

MINUTES

MARSHALL MCBRIDE
CHAIRMAN

ANNE LANGER
DISTRICT ATTORNEY

LANCE GILMAN
VICE-CHAIRMAN

JACK MCGUFFEY
COMMISSIONER

VANESSA STEPHENS
CLERK-TREASURER

Roll Call: Chairman McBride, Vice-Chairman Gilman, Commissioner McGuffey, County Manager Pat Whitten, Comptroller Hugh Gallagher, Sheriff Gerald Antinoro, IT Director James Dean, Public Works Director Mike Nevin, Community Services Director Cherie Nevin, Communications Director Dave Ballard, Recorder Jen Chapman, Assessor Jana Seddon, Fire Chief Gary Hames, Community Development Dean Haymore, District Attorney Anne Langer, Administrative Officer/Senior Planner Austin Osborne and Clerk/Treasurer Vanessa Stephens.

1. **CALL TO ORDER AT 10:00 A.M.**
   The meeting was called to order by the Chair at 9:58am

2. **PLEDGE OF ALLEGIANCE**
   The Chair led those present in the Pledge of Allegiance

3. **DISCUSSION/POSSIBLE ACTION:** Approval of Agenda for April 21, 2015

   County Manager Pat Whitten requested continuance of Item 14 to an indefinite date.

   Motion: Approve Agenda with continuation of Item 14 , **Action:** Approve, **Moved by:** Vice Chair Gilman, **Seconded by:** Commissioner McGuffey **Vote:** Motion carried by unanimous vote **(summary:** Yes=3)

CONSENT AGENDA

4. For possible action approval of Payroll Checks date 04/03/15 $105,603.79 and $50,352.46 and date 04/10/15 for $401,493.03.

5. For possible action approval of Justice Court Quarterly Report

6. For possible action approval of the Treasurer Report for March 2015

7. For possible action approval of Business Licenses First Readings:
   a. SIGNS ON SIGNS - Contractor / 960 Matley #22 ~ Reno (sign installation)
   b. KONE, INC. - Contractor / 3727 Bradview Drive #200 ~ Sacramento (elevator contractor)
   c. SHORE MANAGEMENT & DEV NV, INC. - General / 222 East Sydney Ste. B (const. mgmt.) TRI
   d. ELECTRO SPECTRA, INC. - Contractor / 5490 Wildwood Drive ~ Reno (low voltage contractor)
   e. GREAT WEST ASPHALT PAVING - Contractor / 133 East Warm Springs ~ Las Vegas (paving cont.)
   f. HARRIS & HART, INC. - Contractor / 1759 West 1200 South ~ Ogden, UT (hvac contractor)
   g. ALLIED SANITATION SERVICES - Contractor / 830 West Bridge St. ~ Yerington (vacuum truck)

END OF CONSENT AGENDA

Motion: Approve Consent Agenda , **Action:** Approve, **Moved by:** Vice Chair Gilman, **Seconded by:** Commissioner McGuffey **Vote:** Motion carried by unanimous vote **(summary:** Yes=3)

8. **DISCUSSION/POSSIBLE ACTION:** Approval of Resolution 15-420 approving Notice of Completion and acceptance of the Virginia City Sewer Improvement Project - Phase 1

Cherie Nevin, Community Services Director and Lucas Tipton of Farr West Engineering presented this item. Mr. Tipton:

- Wastewater treatment plant project was substantially completed March 16th
- Various walk-throughs have been conducted with County and USDA staff;
- NDEP approval of the project has been received;
- Farr West had an on-site inspector throughout the duration of the project;
- All inspection records, operation and maintenance manuals are being delivered to the County;
- The plant has been in service since March 11th and is working very well.

Pat Whitten said this project went very smoothly. Mr. Whitten acknowledged Cherie Nevin, Farr West Engineering, and Q & D Construction for outstanding work on the project.

Motion: Approve Resolution 15-420 approving Notice of Completion and acceptance of the Virginia City Sewer Improvement Project - Phase 1 , **Action:** Approve, **Moved by:** Vice Chair Gilman, **Seconded by:** Commissioner McGuffey **Vote:** Motion carried by unanimous vote **(summary:** Yes=3)

9. **DISCUSSION/POSSIBLE ACTION:** Approval of an ordinance authorizing the issuance of the Storey County, Nevada, Sewer Revenue Bond Series 2015 in the principal amount of $3,002,000.00 to pay, in part, the cost of refinancing an obligation issued to finance The Virginia City Sewer Improvement Project.

Cherie Nevin, presented this item.

- Pursuant to USDA requirements, the County obtained financing for construction of this project through Wells Fargo.
- Construction is complete and the County is now ready to move forward with the loan through USDA.

Kendra Follett of Sherman & Howard stated this Ordinance authorizes the revenue bond, secured by sewer revenues. The terms from USDA are 40 years at 2 1/2%, with monthly payments beginning June 12th.

Commissioner McGuffey:

- What is the amount of the payment?

Ms. Nevin:

- There is an amortization schedule which was presented in the tentative sewer budget. The schedule can be provided.

Mike Nevin:

- The payment is approximately $9,700 month; annually $118,000.
- There will be a monthly increase of $1.93 residential and $3.17 commercial. Those figures will be adjusted to reflect the amount needed to retire the debt.

Vice Chair Gilman thanked everyone for their help on this project.

Chair McBride commented Farr West and the USDA, World Development, is a great engineering team. USDA representatives from Washington D.C. recently toured the facility. This agency does whatever deemed necessary to help and improve communities.

Pat Whitten thanked Kendra Follett and the firm of Sherman & Howard for their work on the project.

Virginia City Resident, Mark Joseph Phillips: Asked whether or not there was proper notification of the Ordinance.

Kendra Follett answered that NRS Chapter 350 permits ordinances for bonds to be adopted as if an emergency exists. This is a procedural method, no emergency has to be declared. If adopted, the Ordinance is published twice by title thereafter.

District Attorney Anne Langer agreed. Based on research, this is her understanding relating to bonds.

Motion: Approve an ordinance authorizing the issues of the Storey County, Nevada, Sewer Revenue Bond Series 2015 in the principal amount of $3,002,000.00 to pay, in part, the cost of refinancing an obligation issued to finance the Virginia City Sewer Improvement Project,
Action: Approve, **Moved by:** Vice Chair Gilman, **Seconded by:** Commissioner McGuffey
Vote: Motion carried by unanimous vote **(summary:** Yes=3)

Mr. Whitten recommended that items 10 and 11 be combined. The Board agreed to combine the items.

10. **DISCUSSION ONLY (No Action – No Public Comment):** Committee/Staff Reports
11. **DISCUSSION ONLY (No Action – No Public Comment):** Quarterly financial updates for fiscal year 2014/2015

Hugh Gallagher, Comptroller, reviewed the 3rd quarter financial reports. There were no significant deviations from the budget that were not able to be explained by each Department. Staff reports were also provided during each department's review of the quarterly report.

Mr. Gallagher reported:

- Basic CCRT is up, reflecting that retail sales in TRI and Virginia City have gone up considerably.
- Based on the County's decision to go off Guaranteed Share, the County will receive revenue in September.

Pat Whitten, County Manager:

- There has been a change of ownership and management of the Comstock Chronicle. Zack Spencer is the editor and is in attendance at this meeting.

Merilee Miller, River District:

- Presented a note from the Lockwood-Rainbow Senior Center thanking the Commissioners for their attendance at the recent Open House hosted by the Senior Center. Positive changes showcased are directly due to the Commissioners' support and generosity. Citizens came out in numbers to take part in the celebration. Thanks to Mustang Ranch Steakhouse & Hunter's Lodge for the catered food. Thank you to Maggie Lowther and Cherie Nevin for their support.

Sheriff Antinoro:

- In response to a question regarding Highway Patrol coverage of USA Parkway, Sheriff Antinoro will be meeting with the Highway Patrol regarding an agreement clarifying who is doing what in relation to USA Parkway.

Chair McBride congratulated Sheriff Antinoro for his participation in the Polar Plunge raising funds for Special Olympics.

Dean Haymore:

- Vice Chair Gilman acknowledged and thanked Mr. Haymore for his hard work in the success of TRI.
- People are coming from all over the world to see how the County does business - thanks to the County's team.
- 2 ½ million square feet of new buildings are being finished, with a couple of million square feet more starting.

- A new process is being implemented in the Community Development office to insure all pertinent sales tax is being correctly reported in Storey County. This will apply to every permit issued.

Austin Osborne:

- Work on SR342 is continuing. NDOT has indicated that plans submitted by CMI will be approved. CMI will move forward going out to bid for the design and build of the road. The cap has been placed over the shaft and the hole is being filled. Pictures are available on Storey County's facebook page. The project is on target for a June opening.
- The Reno-Tahoe Odyssey runners will be able to go through SR342 prior to completion of the roadway. Chase vehicles will use the truck route.
- Master Plan and Zoning Update Workshops were recently held. An "out of box" approach is being taken to determine how Virginia City and other communities should look. Setbacks have been discussed, as well as increases in hotel and transient lodging capacity, along with parking requirements.

Cherie Nevin:

- Residential dump days will be held in Virginia City May 1st and 2nd, and Lockwood Landfill April 23rd and 25th.
- A grant application will be submitted to State Parks for funds to replace playground equipment at Miners Park.
- Storey County has been asked to host the Governor's Office of Economic Development Community Development Block Grant Forum September 15th and 16, at Piper's Opera House.
- The annual Health Fair will be held Saturday, November 7th, at Piper's.
- The Courthouse roof project is moving along with just a few items left to be completed.
- Ms. Nevin, on behalf of Storey County, participated in the USDA's Earth Days celebration in Dayton. Thank you to USDA for their support.

Chair McBride called for a recess at 11:17am. Meeting reconvened at 11:28am.

Shaun Griffin:

- Thank you to the Commissioners for their support of the Night to Imagine event. It was the most successful ever and it really helped the community.

Mike Nevin:

- Joe Curtis recently held a seminar at the County's new facility in TRI.
- Re-striping of the front park lot at the TRI facility has been completed.
- Public Works is considering a chip/seal process on several roadways within four areas of the County. This process can add up to 10 years of extra life to the paved surfaces. Work is currently being done on Waltham Way in TRI. Chip/seal is anticipated for Lousetown Road and the first mile of Cartwright in the Highlands, all of Sam Clemens in Mark Twain, and on many roads in Virginia City.
- USDA Rural Development representatives and the USDA Director of Waters Program Division from Washington DC recently toured the new sewer treatment plant and the Five-Mile Reservoir.

- Marlette Lake Coordinating Committee met last week. The lake water is not what is should be however pumping will move forward. Catchments will be improved this year. Residents are urged to consider voluntary conservation efforts.

County Manager Pat Whitten requested the Chair to pause discussion on Items 10 and 11 to hear Item 15.

15. **DISCUSSION/POSSIBLE ACTION:** Approval of accounts payable dated April 3, 2015 in the amount of $473,689.26 and $7,007.62.

Chairman McBride abstained from the item.

Virginia City Resident, Mark Joseph Phillips: Questioned holdings of Chair McBride and the reporting of interest in the Bucket of Blood on his Financial Disclosure Statement.

Motion: Approval of accounts payable dated April 3, 2015 in the amount of $473,689.26 and $7,007.62, **Action:** Approve, **Moved by:** Vice Chair Gilman, **Seconded by:** Commissioner McGuffey **Vote:** Motion carried by unanimous vote **(summary:** Yes=2)

12. **BOARD COMMENT (No Action – No Public Comment)**

Commissioner McGuffey thanked CMI for assistance with the street sweeper and the reservoir.

Vice-Chairman Gilman was excused from the meeting at 12:16pm

Discussion continued on Items 10 and 11.

Jana Seddon:

- Nevada Assessor's Association Conference will be held in September.

Fire Chief Gary Hames:

- Acknowledged the commitment of two Haz-Mat technicians who attended weeks of training on their own time.
- A new Haz-Mat IQS system is now in place. The system primarily affects rescues. Thank you to Cherie Nevin for assistance in obtaining a grant for the system.
- Advertisements are out for Intermittent Wildland Firefighter seasonal help.
- Two of the three ambulances are back. These ambulances will replace the three primary response ambulances.
- New engines are being built, the cabs are complete and being put on chassis. Hopefully the first one will be here on June 15th.
- Working toward fuel reduction projects in the Highlands which may start in the fall.
- Grants are being worked on to purchase an excavator with a masticator head to be used on fuel reduction projects.

13. **DISCUSSION ONLY (No Action - No Public Comment):** Discussion and direction to staff regarding legislation or legislative issues proposed by legislators or by other entities permitted by the Nevada State Legislature to submit bill draft requests, or such legislative issues as may be deemed by the Chairman or the Board to be of critical significance to Storey County.

Chair McBride stated both Bills AB 417 and AB 427, to which staff expressed opposition, are dead.

County Manager Whitten reported the Senate has passed the Governor's Business License Tax. This will now go before the Assembly.

Mr. Whitten continued that today is the day all bills have to be out of the chamber of origin. If a bill does not survive, does not mean it cannot come back as part of another bill. AB 417 will continue to be watched to make sure it stays dead.

Mr. Whitten reviewed bills that have passed the Senate. AB364 - being watched to make sure participation is by discretion and not mandated. Water bills are being followed carefully.

COMMUNITY DEVELOPMENT AND PLANNING

16. **FOR POSSIBLE ACTION, LICENSING BOARD SECOND READINGS:**
    a. STEM, LLC dba THE CANVAS CAFE - General / 110 North C Street (restaurant) VC
    b. FLEET TEAM, INC. - General / 1425 Valley Belt Road ~ Cleveland, OH (lease equipment)
    c. MERIDIAN SURVEYING & MAPPING, INC. - 405 Marsh Avenue ~ Reno (land surveyor)
    d. NEXT GENERATION DRYWALL - Contractor / 925 Del Sol Street ~ Sparks (contractor)
    e. ROC-TEK CORPORATION - General / 222 East Sydney (engineering research lab) TRI
    f. ASSOCIATED CRANE - Contractor / 235 London Drive (crane service) TRI
    g. SUPERNAP RENO, LLC - General / 1705 Peru (data ctr temp office) TRI
    h. FLETCHLINE, INC. - Contractor / 5480 Lakeview Road ~ Springfield, TN (rack installation)
    i. T F ROOF SVCS dba AFFORDABLE ROOFING - Contractor / 1250 Ridgeway Ct ~ Reno (contractor)
    j. DENT B GONE - Home Business / 21760 Clemens Road (mobile service) VCH
    k. DANIEL J. CARAVALLO dba VC BLING - HB / 130 South Q Street (internet sales) VC
    l. SIERRA COAST ROOFING, INC. - Contractor / 6015 South Virginia St., ~ Sparks
    m. IONIX, LLC - General / 3033 Waltham Way, Unit 5 (metal fabrication) location change TRI
    n. RICH DOSS, INC. - General / 201 Wild Horse Canyon Drive (transportation) MCC

Pat Whitten, on behalf of Community Development, recommends approval of items a. through l., and items m. and n. be continued.

Motion: Approve items a., b., c., d., e., f., g., h., i., j., k., and l., **Action:** Approve, **Moved by:** Commissioner Mc Guffey, **Seconded by:** Chair McBride **Vote:** Motion carried by unanimous vote **(Summary:** Yes=2)

Motion: Continue items m. and n., **Action:** Approve, **Moved by:** Commissioner McGuffey, **Seconded by:** Chair McBride **Vote:** Motion carried by unanimous vote **(Summary:** Yes=2)

17. PUBLIC COMMENT (No Action)

Virginia Highlands Resident, Nicole Barde: A person from the Highlands was getting water for the water truck and was given the impression that water conservation/rationing is going to start happening. This person was not allowed to buy the treated water and was offered un-treated water at a later date. Is there going to be a holding back on the amount of water residents and businesses can access, or in water for the roads?

Pat Whitten commented there may have been issues in the treatment facility or storage. Over the next few months we may have to conserve and control usage. Mr. Whitten could not be more specific without Mr. Nevin's input. If the water was for dust control, it should always be untreated.

18. ADJOURNMENT

The meeting was adjourned by the Chair at 12:57 PM.

By Vanessa Stephens

Vanessa Stephens Clerk-Treasurer

Storey County Board of County Commissioners
Agenda Action Report

Meeting date: May 18, 2015 **Estimate of time required:** 0 min

Agenda: Consent [x] Regular agenda [] Public hearing required [ ]

---

1. For possible action approval of Payroll Checks date 05/08/15 $405,278.82 and $35,552.85. Accounts payable checks date 05/01/15 for $405,709.42 and $5,933.42

2. **Recommended motion:** Approval of claims as submitted.

3. **Prepared by: Hugh Gallagher**

   Department: Comptroller **Telephone: 775 847-1006**

4. **Staff summary:** Please find attached the claims

5. **Supporting materials:** Attached

6. **Fiscal impact:**

   Funds Available: NA Fund: NA __NA__ Comptroller

7. **Legal review required:**

   _NA_ District Attorney

8. **Reviewed by:**

   ____ Department Head Department Name: Comptroller

   ____ County Manager Other agency review: _____

9. **Board action:**

   [ ] Approved [ ] Approved with Modifications
   [ ] Denied [ ] Continued

Agenda Item No.

Payroll Type: Regular Check Date: 05/08/15 Period-end Date: 05/03/15
Payroll Groups: 1 2 3 4 5 6 7 8

Check/ DD #	Emp #/ Ded #	Payee	Amount
Total User Transfer for EFTPS:			45,948.95
Total Deductor Checks:			102,884.97
Total Employee Checks:			1,012.42
Total Employee Direct Deposit:			222,843.10
Total Employee Deds Xferd on Dir Dep File:			6,919.71
Total User Transfer to Deductor:			25,669.67
Total Disbursed:			405,278.82

Approved by the Storey County Board of Commissioners: _____

_____ _____ _____

CHAIRMAN COMMISSIONER COMMISSIONER

_____ _____

COMPTROLLER

_____ _____

TREASURER

Payroll Type: Special
Payroll Groups: 1 4

Check Date: 05/08/15

Period-end Date: 05/08/15

Check/ DD #	Emp #/ Ded #	Payee	Amount
Total User Transfer for EFTPS:			4,818.74
Total Deductor Checks:			.00
Total Employee Checks:			25,863.16
Total Employee Direct Deposit:			.00
Total Employee Deds Xferd on Dir Dep File:			.00
Total User Transfer to Deductor:			4,870.95
Total Disbursed:			35,552.85

Approved by the Storey County Board of Commissioners: _____

_____ _____ _____

CHAIRMAN COMMISSIONER COMMISSIONER

_____ _____

COMPTROLLER

_____ _____

TREASURER

Report No: PB1315
Run Date : 04/30/15

STOREY COUNTY
CHECK REGISTER 5/01/15

CHECK NUMBER	VENDOR	INVOICE DESCRIPTION	P/O #	DATE	TRANS#	AMOUNT	CHECK TOTAL
82052	ALSCO INC						
		ST 71 LAUNDRY		5/01/15	72815	13.84	
		ST 72 LAUNDRY		5/01/15	72815	8.77	
		ST 74 LAUNDRY		5/01/15	72815	10.52	
		SHOP		5/01/15	72701	59.44	
		SHOP		5/01/15	72701	50.79	
		CH		5/01/15	72701	36.80	180.16
82053	AMERIGAS PROPANE LP			5/01/15	72709	57.43	57.43
82054	ARC HEALTH AND WELLNESS						
		PLATA JR, ROMEO		5/01/15	72779	225.00	
		NELSON, DANIEL A		5/01/15	72779	381.14	606.14
82055	AVS DEVELOPMENT LTD						
		CLAIM SUBMISSION FEES		5/01/15	72816	42.30	42.30
82056	BARTELS, THOMAS						
		COURTROOM WALL CLOCK		5/01/15	72761	120.00	120.00
82057	BENDER, DEBORAH						
		APRIL 9-22, 2015		5/01/15	72717	60.00	60.00
82058	BLACK EAGLE CONSULT INC						
		CH PARKING LOT		5/01/15	72748	3,725.00	3,725.00
82059	BURRELL, SCOTT LEWIS						
		APRIL 9-22, 2015		5/01/15	72719	357.00	
				5/01/15	72719	32.00	389.00
82060	CAPITAL CITY AUTO PARTS						
		FR61974- CREDIT		5/01/15	72725	83.81-	
		SO58904 WHEEL BOLT		5/01/15	72725	9.85	
		STOCK-FILTERS		5/01/15	72725	70.35	
		STOCK-DELO 400		5/01/15	72725	164.63	
		FR51844-SPLIT LOOM		5/01/15	72725	12.50	
		SO58904 CALIPER HDWR KIT		5/01/15	72725	7.69	
		SHOP-BUTANE		5/01/15	72725	11.99	
		STOCK-FILTER		5/01/15	72725	6.89	
		STOCK-FILTERS		5/01/15	72725	50.95	
		SWEEPER-AIR FILTER		5/01/15	72725	13.39	
		SWEEPER-AIR FILTER		5/01/15	72725	13.39	
		SWEEPER-FITTING		5/01/15	72725	19.36	
		SO56168-FILTER KIT		5/01/15	72725	72.84	
		R71- HANGER,U BOLT		5/01/15	72725	21.96	391.98
82061	CAPITAL FORD INC						
		SO 58904-PARTS & LABOR		5/01/15	72726	644.92	
		SO 56306-LEVER-GEAR		5/01/15	72726	150.02	
		SO 58904-WHEEL NUTS		5/01/15	72726	51.20	846.14
82062	CARSON CITY JUVENILE PROB						
		DETENTION & TESTING		5/01/15	72802	1,274.60	1,274.60
82063	CARSON VALLEY OIL CO INC						
		PW-UNL		5/01/15	72702	1,220.45	
		PW-UNL & DSL		5/01/15	72702	1,832.60	3,053.05
82064	CELLCO PARTNERSHIP						
		INV 9743827975 BC IPAD		5/01/15	72817	40.01	
		INV 9743829897 FP/CH IPAD		5/01/15	72817	120.03	
		772263062-00001 IPAD		5/01/15	72727	170.99	
		PLANT		5/01/15	72727	20.02	
				5/01/15	72727	38.89-	
		775-745-4354 MIKE		5/01/15	72727	115.30	
		IT IPAD CELL		5/01/15	72791	120.03	
		IPAD DATA		5/01/15	72796	40.01	

STOREY COUNTY
CHECK REGISTER 5/01/15

CHECK NUMBER	VENDOR	INVOICE DESCRIPTION	P/O #	DATE	TRANS#	AMOUNT	CHECK TOTAL
82065	CFOA	972520095 AIRCARD		5/01/15	72703	38.52	626.02
82066	CHARM-TEX	STEPHENS, VANESSA		5/01/15	72755	75.00	
		ANNUAL DUES		5/01/15	72755	50.00	125.00
82067	COLLECTION SERVICE OF NEV	CUFF LOCK		5/01/15	72764	112.90	
		DEOD,SHAMPOO,COMB,CLOTHIN		5/01/15	72770	198.40	
		CUFF LOCK ORANGE		5/01/15	72764	129.90	441.20
82068	COMMUNITY CHEST INC	GARNISHMENT DISBURSED		5/01/15	72776	179.67	179.67
82069	COMSTOCK CHRONICLE (VC)	VSU STOP51 GRANT		5/01/15	72739	5,416.00	
				5/01/15	72813	1,511.00	
		VSU STOP51 GRANT		5/01/15	72813	1,506.00	
				5/01/15	72813	756.00	9,189.00
82070	COSTCO HSBC BUS SOLUTIONS	SHERIFF SALE PUB		5/01/15	72772	663.00	
		LEPC ANNUAL PUBLICATION		5/01/15	72705	57.37	720.37
82071	COSTCO WHOLESALE MEMBERSH	SUPPLIES HAZMAT TRNG 4/20		5/01/15	72704	84.70	84.70
82072	CRESTA, OCTAVIO A	RENEWAL COMPTROLLER		5/01/15	72762	110.00	110.00
82073	DAIOHS USA INC	APRIL 9-22, 2015		5/01/15	72718	132.00	132.00
82074	EIKELBERGER AWNING & DRAP			5/01/15	72812	25.95	25.95
82075	ELLIOTT AUTO SUPPLY INC	BANNER REPAIR		5/01/15	72724	50.00	50.00
82076	FASTENAL COMPANY	PW55858- DOOR LOCK		5/01/15	72729	105.41	
		SO58904-WHEEL HDWR		5/01/15	72729	19.32	
		DEFECTIVE POTENTIOMETER		5/01/15	72729	65.62-	
		SO51845-DEL 65PG		5/01/15	72729	103.91	
		SO56168-DEL65PG		5/01/15	72729	103.91	
		SO26168 TRANS FLUID		5/01/15	72729	60.24	
		PW48223 V BELTS		5/01/15	72729	14.06	
		FIRE MUSEUM BATTERIES		5/01/15	72729	401.00	
		SO58904-PARK BRK KIT		5/01/15	72729	17.92	
		BD50285 BALL JOINT		5/01/15	72729	59.45	
		PW48223 V BELTS		5/01/15	72729	14.06	833.66
82077	FEDERAL RESOUCES SUPLY CO	FLARE,FLOOR WAX,WHEEL		5/01/15	72765	1,321.90	1,321.90
82078	FERRELLGAS LP	HAZMAT IQ TRAINING-HMEP		5/01/15	72760	11,400.00	11,400.00
82079	FLYERS ENERGY LLC	ST 72 RESIDENCE PROPANE		5/01/15	72818	85.49	
		ST 172 PROPANE		5/01/15	72818	136.34	
		ST 72 PROPANE		5/01/15	72818	59.28	
		JAIL PROPANE		5/01/15	72790	364.46	645.57
82080	GALLS INC	LW-DSL & REG		5/01/15	72728	1,095.12	
		LW-DSL & REG		5/01/15	72728	749.75	1,844.87
82081	GRAINGER	BELT,SHIRT,SHOES		5/01/15	72766	194.61	194.61
		UTIL CART-WWTP		5/01/15	72752	186.57	

CHECK NUMBER	VENDOR	INVOICE DESCRIPTION	P/O #	DATE	TRANS#	AMOUNT	CHECK TOTAL
		STORAGE CABINET-WWTP		5/01/15	72752	229.50	
		TANK FITTING-WWTP		5/01/15	72752	22.84	
		JANITORIAL SUPPLIES		5/01/15	72752	1,095.92	
		PAPER TWL DISP		5/01/15	72752	142.80	1,677.63
82082	GRAN, NANCY J	GARNISHMENT DISBURSED		5/01/15	72777	324.74	324.74
82083	GRANITE CONSTRUCTION CO	VC ROADS PATCHING		5/01/15	72730	856.80	856.80
82084	GRANSBERY, TOM	15.5 HOURS		5/01/15	72768	697.50	697.50
82085	GREAT BASIN TERMITE & PES	QTRLY PEST CONTROL		5/01/15	72800	35.00	
		CH QUARTERLY PEST		5/01/15	72784	100.00	
		COMM SERV 372 C-QUARTERLY		5/01/15	72784	35.00	
		100 TOLL QUARTERLY		5/01/15	72784	35.00	
		PLANT QUARTERLY		5/01/15	72784	35.00	
		MTCC-QUARTERLY		5/01/15	72784	65.00	305.00
82086	HARRY'S BUSINESS MACHINES	144728		5/01/15	72809	151.00	151.00
82087	HD SUPPLY FACIL MAINT LTD	WWTP-FORCEPS		5/01/15	72795	18.49	
		WIPES		5/01/15	72795	318.32	336.81
82088	HEALTHY COMMUNITIES	GREY,REED,GLOWN,DUKE,MEND		5/01/15	72786	125.00	125.00
82089	HENRY SCHEIN	EMS SUPPLIES		5/01/15	72819	156.80	156.80
82090	HIGH DESERT MICROIMAGING	IMG-FILM 121461-121710		5/01/15	72804	284.75	284.75
82091	HOME DEPOT CREDIT SERVICE	SCREWS FOR PIPE RACK		5/01/15	72792	77.47	
		MATERIALS FOR PIPE SHED		5/01/15	72792	936.83	
		CH WASTEBASKETS		5/01/15	72792	11.91	
		WWTP-MATERIALS		5/01/15	72792	367.26	
		BATTERIES & WEED KILLER		5/01/15	72792	117.92	
		SEWER PLANT- SUPPLIES		5/01/15	72792	43.72	
		LIGHTING LED		5/01/15	72785	244.52	
		LIGHTING LED		5/01/15	72785	238.00	
		LIGHTING LED		5/01/15	72785	238.00	
		LIGHTING LED		5/01/15	72785	238.00	2,513.63
82092	HOT SPOT BROADBAND INC	FS#72 INTERNET		5/01/15	72782	82.50	
		5/2/15 - 6/1/15		5/01/15	72714	120.00	202.50
82093	INNOVATIVE IMPRESSIONS	CUSTOM ENVELOPES		5/01/15	72775	290.00	290.00
82094	IT1 SOURCE LLC	FIREWALL FOR 100X100		5/01/15	72783	2,405.01	
		SMARTNET FOR FIREWALL		5/01/15	72783	409.81	
		RAM UPGRADE IT		5/01/15	72783	79.06	
		20U RACK FOR FIBER INSTAL		5/01/15	72783	187.40	3,081.28
82095	JAMES C MCLENNAN MDPC	HEALTH OFFICER MAY 2015		5/01/15	72707	500.00	500.00
82096	JBP LLC	KW48223-MUFFLER		5/01/15	72736	154.59	154.59
82097	KIMBALL MIDWEST	MISC HARDWARE		5/01/15	72731	175.81	175.81
82098	LINCOLN NATIONAL LIFE						

CHECK NUMBER	VENDOR	INVOICE DESCRIPTION	P/O #	DATE	TRANS#	AMOUNT	CHECK TOTAL
		RETIREE DENTAL		5/01/15	72742	690.30	
		COBRA MADDOX		5/01/15	72742	32.54	722.84
82099	LIQUID BLUE EVENTS LLC			5/01/15	72710	2,185.00	2,185.00
82100	LIQUID BLUE EVENTS LLC			5/01/15	72711	3,653.00	
				5/01/15	72711	6,650.00	10,303.00
82101	LOWTHER, MARGARET	FEE		5/01/15	72740	2,500.00	2,500.00
82102	MA LABORATORIES INC	CPU MB FAN STOCK REPLACE		5/01/15	72780	366.85	
		MONITOR REPLACEMENT STOCK		5/01/15	72780	249.58	616.43
82103	MAXUM ENTERPRISES, LLC	OIL ISO 32		5/01/15	72753	142.46	142.46
82104	METRO OFFICE SOLUTIONS IN	CR/RETURN CALCULATOR		5/01/15	72746	86.38-	
		CALCULATOR		5/01/15	72746	86.38	
		WO91249471		5/01/15	72756	148.68	
		MOUSE		5/01/15	72789	19.67	
		STAMP PAD REPLCMNTS		5/01/15	72735	5.78	
		ACCORD FILES,ORGANIZERS		5/01/15	72746	94.64	
		TASK CHAIRS		5/01/15	72822	868.98	1,137.75
82105	MIGAN, TAMARA	SAMS CLUB		5/01/15	72810	24.95	24.95
82106	NAPA AUTO & TRUCK PARTS	DOUBLE PAYMENT		5/01/15	72733	20.78-	
		SHOP-DOOR LATCH CABLE		5/01/15	72733	36.97	16.19
82107	NEV DIV OF HEALTH	AMBULANCE PERMIT RENEWAL		5/01/15	72820	65.00	65.00
82108	NEV DIV OF MINERALS	MINING CLAIM FEES-STOREY		5/01/15	72699	42.50	42.50
82109	NEVAD STATE DIVISION OF	ELEVATOR INSP/CERT FEE		5/01/15	72743	300.00	300.00
82110	NEVADA GRAZING BOARD	RESOLUTION 15-2		5/01/15	72801	12.99	12.99
82111	NTU TECHNOLOGIES INC	935, 5 DRUMS		5/01/15	72734	4,350.00	4,350.00
82112	O CONNOR, RANDY J	1705 PERU-PARKING RESTRIP		5/01/15	72700	850.00	850.00
82113	OFFICE DEPOT INC	PLANNING PRINTED ENVELOPE		5/01/15	72803	150.00	
		PENCILS TONER SHARPIES		5/01/15	72803	53.91	203.91
82114	PETRINI, ANGELO D	APRIL 9-22, 2015		5/01/15	72720	126.00	126.00
82115	PIASECK, MELISSA MD PC	14CR00144 14CR00145		5/01/15	72808	3,500.00	3,500.00
82116	PROFESSIONAL FINANCE CO I	GARNISHMENT DISBURSED		5/01/15	72773	138.78	138.78
82117	PUBLIC AGENCY COMPENSATIO			5/01/15	72767	219,107.62	219,107.62
82118	RAD STRATEGIES INC	USBC AD 2/24/15		5/01/15	72744	2,035.75	
		OYSTER 3/12/15		5/01/15	72744	285.45	2,321.20
82119	RELIANCE STANDARD LIFE IN	GL 152469-01 RETIREE LIFE		5/01/15	72806	5.10	5.10
82120	RFI ENTERPRISES INC						

CHECK NUMBER	VENDOR	INVOICE DESCRIPTION	P/O #	DATE	TRANS#	AMOUNT	CHECK TOTAL
82121	SAINT MARYS PREFERRED HEA	LOCK AND KEY SWITCH		5/01/15	72787	2,824.00	2,824.00
82122	SBC GLOBAL SERVICES IN LD	COBRA L MADDOX		5/01/15	72814	534.76	
		ARINV00000##### ARID 4212		5/01/15	72814	9,182.02	9,716.78
82123	SBC GLOBAL SERVICES IN LD	CLERK		5/01/15	72799	5.11	
		RECORDER		5/01/15	72799	.82	
		FIRE (VC)		5/01/15	72799	2.21	
		PUBLIC WORKS		5/01/15	72799	1.87	
		SHERIFF		5/01/15	72799	31.46	
		JP		5/01/15	72799	2.30	
		SHERIFF		5/01/15	72799	1.74	
		COMPTROLLER/ADMIN		5/01/15	72799	.49	
		FIRE/LOCKWOOD		5/01/15	72799	.36	
		FIRE (VC)		5/01/15	72799	7.80	
		COMMUNITY DEVELOPMENT		5/01/15	72799	2.92	
		ASSESSOR		5/01/15	72799	3.42	
		CENTRAL DISPATCH		5/01/15	72799	5.88	
		DA		5/01/15	72799	6.68	
		COMMISSIONER		5/01/15	72799	11.04	
		FIRE (VC)		5/01/15	72799	.40	
		IT		5/01/15	72799	4.12	
		PLANNING		5/01/15	72799	.30	
		COMMISSIONER		5/01/15	72799	.12	
		VCTC		5/01/15	72799	27.82	116.86
82124	SHOAF, BRIAN ALLEN			5/01/15	72713	15.19	15.19
82125	SHOLER, KATHLEEN M	APRIL 9-22, 2015		5/01/15	72721	49.50	49.50
82126	SIERRA CHEMICAL COMPANY	GRANT MATCH		5/01/15	72712	500.00	500.00
82127	SIERRA CONTROL SYSTEMS	CHEMICALS		5/01/15	72738	1,897.41	1,897.41
82128	NORTHERN NV BUSINESS WKLY	DIV RES-TRNSDCR INTEGRATI		5/01/15	72793	1,850.00	1,850.00
82129	SIERRA PACIFIC POWER CO	SUBSCRIPTIONY		5/01/15	72759	75.00	75.00
		VIRGINIA CITY ST LIGHTS		5/01/15	72747	932.12	
		SC COMMISSIONERS ST LIGHT		5/01/15	72747	78.62	
		2610 CARTWRIGHT PUMPHSE		5/01/15	72747	70.61	
		431 CANYON WAY ST 4		5/01/15	72747	236.71	
		2612 CARTWRIGHT RD RES		5/01/15	72747	78.93	
		145 N C ST UNIT		5/01/15	72747	79.54	
		381 N C ST RESTSTOP		5/01/15	72747	99.20	
		130 TOLL RD BLDG		5/01/15	72747	54.79	
		110 TOLL RD BLDG		5/01/15	72747	140.66	
		100 TOLL RD SHOP 1/2		5/01/15	72747	285.40	
		201 S C ST DA		5/01/15	72747	97.81	
		203 S C ST SO		5/01/15	72747	131.47	
		205 S C ST SO		5/01/15	72747	128.80	
		911 US HWY 341 JAIL		5/01/15	72747	809.52	
		500 SAM CLEMENS CCTR		5/01/15	72747	151.79	
		490 SAM CLEMENS PARK		5/01/15	72747	21.38	
		100W SOUTH ST WTR PLNT		5/01/15	72747	780.57	
		21 S C ST GASLMO		5/01/15	72747	186.58	

CHECK NUMBER	VENDOR	INVOICE DESCRIPTION	P/O #	DATE	TRANS#	AMOUNT	CHECK TOTAL
		500 SPANIAL RAVINE RD "V"		5/01/15	72747	73.41	
		205 N E ST VC PARK		5/01/15	72747	32.87	
		SUTTON ST		5/01/15	72747	34.45	
		S C ST UNIT VC/372 C ST		5/01/15	72747	80.17	
		S C ST OUTDOOR/PAL LIGHT		5/01/15	72747	44.02	
		S C ST UNIT VC		5/01/15	72747	226.44	
		CARSON ST BALLPARK		5/01/15	72747	400.63	
		N C ST FIREHS		5/01/15	72747	328.33	
		141 N C ST (TRAINING)		5/01/15	72747	336.10	
		2220 SIX MILE CANYON		5/01/15	72747	4,176.40	
		26 S B ST COURTHOUSE		5/01/15	72747	813.14	
		176 N C ST LIGHTS		5/01/15	72747	77.09	
		342 S C ST LIGHTS		5/01/15	72747	110.02	
		531 S C ST LIGHTS		5/01/15	72747	122.93	
		800 PERI RANCH RD		5/01/15	72747	148.95	
		1705 PERU DR		5/01/15	72747	1,167.47	
		185 N C ST		5/01/15	72747	60.93	
		420 CANYON WAY UNIT B		5/01/15	72747	115.08	
		420 CANYON WY UNIT A		5/01/15	72747	223.83	
		2141 EMPIRE RD VCH PARK		5/01/15	72747	32.32	
		1000 PERI RANCH RD PARK		5/01/15	72747	33.24	
		160 UNION ST/ B OF A		5/01/15	72747	53.31	
		2610 CARTWRIGHT FIREHSE		5/01/15	72747	238.16	
82130	SILVER STATE INDUSTRIES	TOWN OF GH ST LIGHTS		5/01/15	72747	104.30	13,398.09
82131	SOLENIS, LLC	DUMP TRUCK #2		5/01/15	72737	1,089.00	1,089.00
82132	ST CO SENIOR CENTER(VC)	WWTP-PRAESTOL		5/01/15	72794	772.69	772.69
82133	STEPHEN R KOPOLOW PC	SUPPORT		5/01/15	72741	12,833.00	12,833.00
82134	STOREY COUNTY JEEP POSSE	GARNISHMENT DISBURSED		5/01/15	72774	335.40	335.40
82135	STRYKER MEDICAL	LEASE 2014-15		5/01/15	72732	2,500.00	2,500.00
82136	SUN PEAK ENTERPRISES	POWER LOAD GURNEYS		5/01/15	72821	39,638.00	39,638.00
82137	TALX UCEXPRESS	APRIL 9-22, 2015		5/01/15	72722	865.00	
				5/01/15	72722	57.00	922.00
82138	TASER INTERNATIONAL	SG4A00 CLAIM MANGEMENT		5/01/15	72745	187.50	187.50
82139	UNICOMM, LLC	HAMMOND		5/01/15	72788	390.00	390.00
82140	UNIFORMITY OF NEVADA LLC	EXHBTR T0000917 BTH 1422		5/01/15	72715	1,935.00	1,935.00
82141	UNITED STATES BOWLING CON	BADGES		5/01/15	72769	65.00	65.00
82142	US BANCORP EQUIPMENT FINA	WOMENS CHAMP EBLAST		5/01/15	72716	750.00	750.00
82143	US POSTOFFICE (VC)	COPIER LEASE ACCT-842499		5/01/15	72778	3,726.08	3,726.08
82144	VCTC	POSTAGE		5/01/15	72751	600.00	600.00
		SIERRA NV COLLEGE PAID		5/01/15	72708	150.00	
		SIERRA NV COLLEGE PAID		5/01/15	72708	150.00	

CHECK NUMBER	VENDOR	INVOICE DESCRIPTION	P/O #	DATE	TRANS#	AMOUNT	CHECK TOTAL
82145	VIRGINIA CITY TOURS INC						300.00
		APRIL 9-22, 2015		5/01/15	72723	804.00	
				5/01/15	72723	70.00	874.00
82146	VISION SERVICE PLAN, INC	30 048047 0001 RETIREE		5/01/15	72807	167.60	
				5/01/15	72807	9.11	176.71
82147	VOYA RETIREMENT INS	REINBURSMENT/NOTES FILE		5/01/15	72805	1,866.50	
		REINBURSMENT/NOTES FILE		5/01/15	72805	1,816.50	3,683.00
82148	WASHOE COUNTY SENIOR SERV	LOCKWOOD MEALS MARCH2015		5/01/15	72706	1,929.90	1,929.90
82149	WATERS SEPTIC TANK SV DBA	GH SEPTIC PUMPED		5/01/15	72750	2,130.00	2,130.00
82150	WESTERN NEVADA SUPPLY CO	T71-FLEX & COUPL		5/01/15	72749	354.43	354.43
82151	WESTNET NEVADA LLC	10X10 INTERNET		5/01/15	72781	899.00	899.00
						CHECKS TOTAL	405,709.42

ACKNOWLEDGEMENT OF REVIEW AND AUTHORIZATION

CHECKS TOTAL 405,709.42 CHECK DATE 5/01/15

--- ---
COMPTROLLER

--- ---
TREASURER

--- ---
CHAIRMAN

--- ---
COMMISSIONER

--- ---
COMMISSIONER

Report No: PB5480ST
Run Date : 04/29/15

STOREY COUNTY
PURCHASE CARD REGISTER

PC NUMBER	VENDOR	FUND-DEPT	INVOICE #	DESCRIPTION	DATE	TRANS#	AMOUNT	CARD TOTAL
51	WELLS ONE COMMERCIAL CARD		PAYMENT					
			BUCCHIANERI NNDA 576	APRIL 2015 BREAKFAST S	5/01/15	450	210.00	
			C.NEVIN- ATT	INTERNET LOCKWOOD CENT	5/01/15	443	65.17	
			C.NEVIN- HAZMAT DQE	DOFF IT KITS FOR HAZMA	5/01/15	443	667.42	
			C.NEVIN- OFFICEDEPOT	OFFICE SUPPLIES LEPC	5/01/15	443	113.45	
			C.NEVIN- ROADPOST	SATELLITE PHONE	5/01/15	443	52.16	
			C.NEVIN- UNR	SET CONFERENCE- C.NEVI	5/01/15	443	125.00	
			CW CASHMAN EQUIPMENT	WORK ON FAIRGROUNDS	5/01/15	1446	603.46	
			CW WALMART	TRASH BAGS & PIN CUSHI	5/01/15	1446	17.01	
			DD CARSON VALLEY INN	RURUAL ROUND UP LODGIN	5/01/15	1446	81.36	
			DD CVI STEAKHOUSE PU	MEETING EXPENSE RURAL	5/01/15	1446	39.00	
			DD PALALCE RESTAURAN	FAME SITE VISIT EXPENS	5/01/15	1446	44.65	
			DOSEN	INMATE FOOD	5/01/15	445	28.00	
			HAYMORE MARINA CAR	CAR WASHES CO VEHICLES	5/01/15	450	50.00	
			HOME DEPOT	MISC SUPPLIES	5/01/15	454	199.03	
			INV #3746622	FUEL / REC/RAN MEET CH	5/01/15	455	28.73	
			KM CARSON VALLEY INN	RURAL ROUND UP LODGING	5/01/15	1446	162.72	
			KM TICKETPRINTING.CO	4TH OF JULY RAFFLE TIC	5/01/15	1446	199.20	
			OSBORNE FOOD/SLUPAC	MTG 4/10/15	5/01/15	444	18.00	
			OSBORNE HOTEL ELK0	SLUPAC MTG 4/10/15	5/01/15	444	76.82	
			OSBORNE SHELL/GAS	SLUPAC MTG 4/10/15	5/01/15	444	20.27	
			RE MILLER ESTATE	PUBLIC ADMIN AD15006	5/01/15	452	934.99	
			SKRETTA-ACTION ALIGN	BLDG50285- WHEEL ALIGN	5/01/15	447	65.00	
			SKRETTA-SUMMIT	R75-FORD POWER FLASH	5/01/15	447	399.00	
			SKRETTA-VCSTATION	SWEEPER FUEL	5/01/15	447	207.72	
			WHITTEN/FIREHOUSE	GRILL-MTG W/VCTC	5/01/15	444	23.00	
			WHITTEN/LUNCH W/NV	ENERGY RE TRI ISSUES	5/01/15	444	53.59	
			WHITTEN/ROASTING HSE	MTG W/NNDA	5/01/15	444	30.94	
			009244	32 INSPECTOR MONITOR	5/01/15	448	229.99	
			009244	32 IT MONITOR	5/01/15	448	229.99	
			020248	UPS JAIL VIDEO SYSTEM	5/01/15	448	199.99	
			020248	IT STOCK UPS 3TB HD	5/01/15	448	439.94	
			04/20/15	BOWERS GAS TO VEGAS	5/01/15	449	38.00	
			041415IT	WIPES	5/01/15	448	22.88	
			055158	HDMI CABLE AND ADAPTER	5/01/15	448	111.96	
			081765	AUDIO ADAPTERS PA SYST	5/01/15	448	14.98	
			138011663	ST#74 INTERNET	5/01/15	448	70.00	
			138023935	DSL COMMISH WIRELESS	5/01/15	448	60.00	
								5,933.42
	Card Total							5,933.42

ACKNOWLEDGEMENT OF REVIEW AND AUTHORIZATION DATE

signed for Hugh Gallagher
COMPTROLLER

TREASURER

CHAIRMAN

Storey County Board of County Commissioners
Agenda Action Report

Meeting date: May 18, 2015 **Estimate of time required:** 0 min

Agenda: Consent [x] Regular agenda [ ] Public hearing required [ ]

---

1. **Title:** For possible action approval of Treasurer's Affidavit of Mailing Past Due Notice for All Delinquent Parcels

2. **Recommended motion:** Approve as submitted.

3. **Prepared by:** Vanessa Stephens

   Department: Clerk &Treasurer **Telephone:** 775 847-0969

4. **Staff summary:** Annual listing of past due mailing for all delinquent parcels.

5. **Supporting materials:** Attached

6. **Fiscal impact:**

   Funds Available: Fund: ____ Comptroller

7. **Legal review required:**

   ____ District Attorney

8. **Reviewed by:**

   VS Department Head Department Name: Clerk & Treasurer

   ____ County Manager Other agency review: _____

9. **Board action:**

   [ ] Approved [ ] Approved with Modifications
   [ ] Denied [ ] Continued

Agenda Item No.

STOREY COUNTY
TREASURERS AFFIDAVIT OF MAILING
PAST DUE NOTICE FOR ALL
DELINQUENT PARCELS

PER NRS 361.5648

I, VANESSA STEPHENS, Treasurer and Ex-Officio Tax Receiver for the County of Storey, State of Nevada, do hereby affirm that I have mailed past due notices to all property owners who are delinquent in their taxes for the 2014/2015 tax year. I affirm that these notices were mailed on April 1, 2015. They were mailed and returned as follows:

TOTAL DELINQUENT NOTICES MAILED:	**369**
TOTAL DELINQUENT NOTICES RETURNED:	**13**
TOTAL DELINQUENT NOTICES UNDELIVERABLE:	**3**

DATED THIS 4th DAY OF MAY, 2015

Vanessa Stephens
Storey County Clerk-Treasurer

APPROVED THIS 18TH DAY OF MAY, 2015

Chairman Marshall McBride
Storey County Board of Commissioners

Storey County Board of County Commissioners
Agenda Action Report

Meeting date: May 18, 2015 **Estimate of time required:** 5 min.

Agenda: Consent [X] Regular agenda [] Public hearing required [ ]

---

1. **Title:** Approval of Treasurer Report for April 2015

2. **Recommended motion:** Approval of report as submitted

3. **Prepared by: Vanessa Stephens**

   Department: Clerk & Treasurer **Telephone: 847-0969**

4. **Staff summary:** Report is attached.

5. **Supporting materials:**

6. **Fiscal impact:**

   Funds Available: Fund: ____ Comptroller

7. **Legal review required:**

   ____ District Attorney

8. **Reviewed by:**

   VS Department Head Department Name: Clerk & Treasurer

   ____ County Manager Other agency review: _____

9. **Board action:**

   [ ] Approved [ ] Approved with Modifications
   [ ] Denied [ ] Continued

Agenda Item No.

AD VAL FOR THE MONTH OF MARCH 2015

TREASURER	001 GENERAL	001-500 INDUST GID	150 SCH OP	160 SCH DB	060 CAP AQU	170 STATE	010 IND MED	185 IND ACC	001 YOUTH	250 FIRE/EMER	200 TRI Payback	001 PENALTIES	001-34104 A/R 6%	001-36506 OVRPMT	165 A/R 2%	TOTAL
2010/2011																$ -
2011/2012																$ -
2012-2013																
Special Assess																
Total 2012-2013	$ -	$ -	$ -	$ -	$ -	$ -	$ -	$ -	$ -	$ -		$ -				$ -
Subtotal	$ -	$ -	$ -	$ -	$ -	$ -	$ -	$ -	$ -	$ -		$ -				$ -
2013-2014	$ 2,176.99	$ 2,962.57	$ 2,174.66	$ 419.69	$ 142.43	$ 492.44	$ 29.03	$ 43.57	$ 13.05	$ 1,580.17		$ 1,582.12				
Special Assess																
TOTAL 2013/2014	$ 2,176.99	$ 2,962.57	$ 2,174.66	$ 419.69	$ 142.43	$ 492.44	$ 29.03	$ 43.57	$ 13.05	$ 1,580.17	$ -	$ 1,582.12	$ -	$ -	$ -	$ 11,616.72
TOTAL PRIOR	**$ 2,176.99**	**$ 2,962.57**	**$ 2,174.66**	**$ 419.69**	**$ 142.43**	**$ 492.44**	**$ 29.03**	**$ 43.57**	**$ 13.05**	**$ 1,580.17**		**$ 1,582.12**	**$ -**	**$ -**	**$ -**	**$ 11,616.72**
2014/2015	$ 44,143.78	$ 12,873.90	$ 24,123.26	$ 4,646.52	$ 1,595.17	$ 5,455.62	$ 316.98	$ 474.55	$ 139.72	$ 17,523.63		$ 9,866.88				$ 121,160.01
Special Assess	$ 53.47		$ 22.63	$ 4.37	$ 1.51	$ 5.13	$ 0.30	$ 0.45	$ 0.14	$ 16.43						$ 104.43
TOTAL 14/15	**$ 44,197.25**	**$ 12,873.90**	**$ 24,145.89**	**$ 4,650.89**	**$ 1,596.68**	**$ 5,460.75**	**$ 317.28**	**$ 475.00**	**$ 139.86**	**$ 17,540.06**		**$ 9,866.88**	**$ -**		**$ -**	**$ 121,264.44**
TOTAL SECURED	**$ 46,374.24**	**$ 15,836.47**	**$ 26,320.55**	**$ 5,070.58**	**$ 1,739.11**	**$ 5,953.19**	**$ 346.31**	**$ 518.57**	**$ 152.91**	**$ 19,120.23**	**$ -**	**$ 11,449.00**	**$ -**		**$ -**	**$ 132,881.16**
Refund Secured														**$ 8.02**		**$ 8.02**
REPORT TOTALS	**$ 46,374.24**	**$ 15,836.47**	**$ 26,320.55**	**$ 5,070.58**	**$ 1,739.11**	**$ 5,953.19**	**$ 346.31**	**$ 518.57**	**$ 152.91**	**$ 19,120.23**	**$ -**	**$ 11,449.00**	**$ -**	**$ 8.02**	**$ -**	**$ 132,889.18**
ASSESSOR																
2007/2008																$ -
2008/2009																$ -
2009/2010																$ -
2010/2011																$ -
2011/2012																$ -
2012/2013																$ -
Subtotal	$ -		$ -	$ -	$ -	$ -	$ -	$ -	$ -	$ -	$ -	$ -	$ -		$ -	$ -
2013/2014	$ 271.87	$ 4,875.90	$ 2,178.91	$ 420.39	$ 145.26	$ 493.88	$ 29.05	$ 43.57	$ 13.09	$ 1,582.17		$ 1,097.44	$ 655.70		$ 218.57	$ 12,025.80
TOTAL PRIOR	**$ 271.87**	**$ 4,875.90**	**$ 2,178.91**	**$ 420.39**	**$ 145.26**	**$ 493.88**	**$ 29.05**	**$ 43.57**	**$ 13.09**	**$ 1,582.17**	**$ -**	**$ 1,097.44**	**$ 655.70**		**$ 218.57**	**$ 12,025.80**
2014/2015	$ 154,799.45	$ 117,715.56	$ 115,349.15	$ 22,253.21	$ 7,688.44	$ 26,145.68	$ 1,537.81	$ 2,306.81	$ 691.71	$ 83,758.76		$ 1,634.92	$ 34,711.70		$ 11,570.59	$ 580,163.79
Overpayment																
TOTAL UNSEC	**$ 155,071.32**	**$ 122,591.46**	**$ 117,528.06**	**$ 22,673.60**	**$ 7,833.70**	**$ 26,639.56**	**$ 1,566.86**	**$ 2,350.38**	**$ 704.80**	**$ 85,340.93**	**$ -**	**$ 2,732.36**	**$ 35,367.40**	**$ -**	**$ 11,789.16**	**$ 592,189.59**
MISC																
PX,PC DIST												$ -	$ -	$ -	$ -	$ -
MX DIST	$ 7,437.91		$ 3,148.29	$ 607.41	$ 209.89	$ -	$ 41.98	$ 62.97	$ 18.89	$ 2,286.08		$ -	$ -	$ -	$ -	$ 13,813.42
PX DIST																$ -
PC DIST		$ -										$ -	$ -	$ -	$ -	$ -
GRAND TOTAL	**$ 208,883.47**	**$ 138,427.93**	**$ 146,996.90**	**$ 28,351.59**	**$ 9,782.70**	**$ 32,592.75**	**$ 1,955.15**	**$ 2,931.92**	**$ 876.60**	**$ 106,747.24**	**$ -**	**$ 14,181.36**	**$ 35,367.40**	**$ 8.02**	**$ 11,789.16**	**$ 738,892.19**

Report No: TR2100
Run: 05/11/15 14:19:33

STOREY COUNTY TREASURER
TREASURER'S ACCOUNTING
MONTHLY BALANCING SHEET
FOR 04/2015

ACT	DESCRIPTION	BAL. FORWARD	RECEIPTS	DISBURSEMENTS	PAYROLLS	JOURN VOUCHERS	TRANSFERS IN	TRANSFERS OUT	ENDING BALANCE
193	WELLS FARGO USDA CASH	2,990,200.00	.00	.00	.00	.00	.00	.00	2,990,200.00
194	DISTRICT COURT HOLDING	6,931.87	.00	.00	.00	.00	.00	.00	6,931.87
195	CASH IN BANK	749,876.94	.00	.00	.00	.00	.00	.00	749,876.94
197	BUSINESS BANK CCARDS	.00	.00	.00	.00	.00	.00	.00	.00
198	B OF A PROPERTY SALES	.00	.00	.00	.00	.00	.00	.00	.00
199	WELLS FARGO CC ACCOUNT	6,231,137.82	1,743,711.22	1,717,147.58-	808,925.86-	21,769.46	.00	.00	5,470,545.06
191	WELLS FARGO MONEY MARKET	7,159,202.50	.00	.00	.00	.00	.00	.00	7,159,202.50
196	STATE LGIP ACCOUNT	8,178,894.70	.00	.00	.00	.00	.00	.00	8,178,894.70
901	OLD COINS	439.30	.00	.00	.00	.00	.00	.00	439.30
903	PETTY CASH	1,100.00	.00	.00	.00	.00	.00	.00	1,100.00
904	PETTY CASH SHERIFF	2,000.00	.00	.00	.00	.00	.00	.00	2,000.00
905	PETTY CASH ASSESSOR	200.00	.00	.00	.00	.00	.00	.00	200.00
001	GENERAL	6,882,331.91-	788,121.44-	294,839.79	503,394.05	15,052.82-	.00	.00	6,887,272.33-
010	INDIGENT MEDICAL	508,828.67-	1,955.15-	9,281.41	.00	.00	.00	.00	501,502.41-
015	INDIGENT ASSISTANCE -TAX	.00	.00	.00	.00	.00	.00	.00	.00
020	ROADS	1,543,177.31-	35,441.91-	22,223.54	25,650.74	2,470.60-	.00	.00	1,533,215.54-
024	RESTITUTION	228.25	21.75	.00	.00	.00	.00	.00	250.00
030	FIRE	99,649.54	.00	.00	.00	.00	.00	.00	99,649.54
035	FIRE EMERGENCY	.00	.00	.00	.00	.00	.00	.00	.00
040	FIRE DISTRICT	.00	.00	.00	.00	.00	.00	.00	.00
045	MUTUAL AID	84,876.27-	.00	.00	.00	.00	.00	.00	84,876.27-
050	SERVICE	100,000.00-	.00	.00	.00	.00	.00	.00	100,000.00-
060	EQUIPMENT ACQUISITION	265,258.17-	9,782.70-	200.05	.00	581.37-	.00	.00	275,422.19-
070	CAPITAL PROJECTS	2,132,138.91-	.00	15,224.50	.00	.00	.00	.00	2,116,914.41-
080	INFRASTRUCTURE FUND	1,806,330.32-	14,220.80-	124,089.00	.00	.00	.00	.00	1,696,462.12-
090	WATER SYSTEM	1,322,575.87-	40,756.45-	16,064.24	14,986.72	2,881.77-	.00	.00	1,335,163.13-
100	STABILIZATION	1,000,000.00-	.00	.00	.00	.00	.00	.00	1,000,000.00-
110	TOWN OF GOLD HILL	660.00-	.00	.00	.00	.00	.00	.00	660.00-
120	TOWN OF VIRGINIA CITY	.00	.00	.00	.00	.00	.00	.00	.00
130	VIRGINIA DIVIDE SEWER	240,445.58-	29,715.15-	5,199.73	8,140.59	536.29-	.00	.00	257,356.70-
135	USDA BOND WELLS FARGO	2,968,043.10-	38,817.27-	261,033.70	.00	.00	.00	.00	2,745,826.67-
140	DRUG COURT	810.00-	20.00-	780.00	.00	.00	.00	.00	50.00-
150	SCHOOL	348,577.84-	147,986.90-	358,965.27	.00	.00	.00	.00	137,599.47-
160	SCHOOL DEBT	66,988.12-	28,351.59-	68,991.62	.00	.00	.00	.00	26,348.09-
165	TECHNOLOGY FUND	98,841.12-	12,886.16-	143.32	.00	176.21-	.00	.00	111,760.17-
170	STATE	512,941.29-	259,589.66-	304,813.15	.00	.00	.00	.00	467,717.80-
180	DISTRICT COURT	37,633.66-	376.00-	345.00	.00	.00	.00	.00	37,664.66-
185	INDIGENT ACCIDENT	8,211.61-	2,931.92-	23,010.08	.00	.00	.00	.00	11,866.55
187	JUSTICE COURT FUND	39,445.59-	596.50-	.00	.00	.00	.00	.00	40,042.09-
189	TRI NET	.00	.00	.00	.00	.00	.00	.00	.00
190	PARK FUND	173,842.19-	500.00-	.00	.00	.00	.00	.00	174,342.19-
200	TRI PAYBACK	1,694,707.88-	.00	.00	.00	.00	.00	.00	1,694,707.88-
206	FEDERAL GRANTS	197,286.53-	20,599.83-	40,845.56	.00	.00	.00	.00	177,040.80-
210	SHERIFF'S JAIL BLDG FUND	318.03-	.00	.00	.00	.00	.00	.00	318.03-
220	VC RAIL PROJECT	1,083,794.87-	.00	47,365.00	.00	.00	.00	.00	1,036,429.87-
230	VC TOURISM COMMISSION	552,362.06-	73,784.44-	92,793.20	24,149.60	70.40-	.00	.00	509,274.10-
250	FIRE DISTRICT	1,312,095.69-	237,299.10-	30,167.12	232,604.16	.00	.00	.00	1,286,623.51-
260	FIRE EMERGENCY	207,140.83-	.00	.00	.00	.00	.00	.00	207,140.83-
270	MUTUAL AID	228,272.60-	.00	772.30	.00	.00	.00	.00	227,500.30-
800	UNSECURED TAXES HOLDING	.00	.00	.00	.00	.00	.00	.00	.00
900	SECURED TAXES HOLDING	.00	.00	.00	.00	.00	.00	.00	.00
	TOTAL ALL FUNDS	.00	.00	.00	.00	.00	.00	.00	.00

Report No: Br1762
Run Date : 05/11/15 Run Time : 14:30:09

STOREY COUNTY
TREASURER"S ACCOUNTING
Outstanding Checks
From Check# 1 Through 999999
From 0/00/00 - 4/30/15

Tp	Check #	Bank	Seq	Person #	Vendor/Employee Name	Check Date	Amount
CK	80402	199	00	404064	PROFESSIONAL FINANCE CO I	10/03/14	311.86
CK	80562	199	00	403983	VCTC	10/17/14	532.73
CK	80612	199	00	403753	HOT SPOT BROADBAND INC	10/31/14	82.50
CK	80647	199	00	404064	PROFESSIONAL FINANCE CO I	10/31/14	566.50
CK	80726	199	00	404545	HAXTON, FRANK O	11/14/14	1,050.00
CK	80820	199	00	403285	BERGER BLDG SUPPLY CO INC	11/26/14	725.13
CK	80918	199	00	99837	BATTERIES PLUS (RENO)	12/12/14	99.00
CK	81144	199	00	403677	CORELOGIC INC	1/09/15	149.00
CK	81459	199	00	404587	APPELBAUM, TREVOR	2/20/15	25.00
CK	81518	199	00	103451	NEVADA JUDGES OF LIMITED	2/20/15	250.00
CK	81563	199	00	404455	WA STATE DEPT OF CORRECT	2/20/15	1,765.24
CK	81614	199	00	404590	KALATA, COREY MICHAEL	3/06/15	25.00
CK	81638	199	00	404581	NOVI AND WILKIN	3/06/15	1,300.00
CK	81660	199	00	404598	SIMONS, MICHAEL	3/06/15	89.99
CK	81745	199	00	101228	NEV ADMIN BLDG & GROUNDS	3/20/15	5,131.65
CK	81870	199	00	403895	PETRINI, ANGELO D	4/03/15	88.00
CK	81898	199	00	100769	THYSSENKRUP ELEVATOR	4/03/15	681.28
CK	81918	199	00	103061	ASSESSOR'S ASSOC OF NEV	4/17/15	325.00
CK	81921	199	00	404628	BATES, AARON	4/17/15	22.95
CK	81922	199	00	403959	BENDER, DEBORAH	4/17/15	60.00
CK	81937	199	00	404621	EVANS, CHAD	4/17/15	16.91
CK	81973	199	00	404619	SEAY, JOHN	4/17/15	39.75
CK	81999	199	00	404624	NEVADA COALITION FOR	4/17/15	100.00
CK	82007	199	00	403895	PETRINI, ANGELO D	4/17/15	166.00
CK	82012	199	00	404622	CALDARA, RANDALL	4/17/15	7.22
CK	82017	199	00	404627	RENO RE VENTURES LLC	4/17/15	13,823.45
CK	82044	199	00	403893	VIRGINIA CITY TOURS INC	4/17/15	1,366.00
CK	82045	199	00	403723	VIRGINIA HIGHLANDS VFD	4/17/15	1,250.00
PR	34231	199	00	900615	SHERIFF FEE COLLECTION/GA	8/15/14	10.71
PR	34515	199	00	900300	DEFERRED COMP	4/10/15	1,791.50
PR	34522	199	00	112	HESS, GREG J	4/10/15	1,012.42
PR	34525	199	00	900122	VISION INSUR EMPLOYEE ADD	4/24/15	15.87
PR	34529	199	00	900300	DEFERRED COMP	4/24/15	1,741.50
PR	34533	199	00	900307	EMPDED/WASH INS AFTER TAX	4/24/15	492.75
PR	34535	199	00	900500	OPERATING ENGINEERS NO3	4/24/15	493.50
PR	34537	199	00	112	HESS, GREG J	4/24/15	1,012.42
						Bank Total:	36,620.83
						Total:	36,620.83

Report No 1762
Run Date : 2/04/15 Run Time : 13:02:05

STOREY C TY
TREASURER'S ACCOUNTING
Outstanding Checks
From Check# 1 Through 999999
From 0/00/00 - 12/31/14

Tp	Check #	Bank	Seq	Person #	Vendor/Employee Name	Check Date	Amount
CK	59139	195	00	402939	GBS PARTNERS LLC	12/18/07	17.85
CK	59820	195	00	401195	COUNTRYWIDE HOME LOANS	3/18/08	247.00
CK	60433	195	00	402995	KEVIN T DALEY	5/19/08	25.00
CK	60831	195	00	403053	BUCKWALTER, ERICH	7/01/08	5.98
CK	60895	195	00	403065	PUTT,KRISTINA	7/01/08	7.33
CK	62635	195	00	401478	UEHLING, CLARK	1/16/09	25.94
CK	65338	195	00	403429	LUDWIG, DESIREE	11/20/09	48.46
CK	66214	195	00	402945	FULPER, GRUNDY, BEAD, PTR	3/12/10	180.93
CK	69427	195	00	403681	DECARTERET, BRUCE	4/21/11	20.00
CK	70963	195	00	101269	NEVADA LEGAL SERVICE INC	11/04/11	32.00
CK	72998	195	00	403949	AMERIGAS PROPANE LP	8/10/12	9.99
CK	74064	195	00	404067	HAFNER, DORIS	11/30/12	3.85
CK	74282	195	00	99898	BI STATE PROPANE (CC)	1/03/13	237.22
CK	74515	195	00	403928	CRESTA, OCTAVIO A	1/25/13	33.00
CK	75663	195	00	403959	BENDER, DEBORAH	6/14/13	180.00
CK	75822	195	00	100670	CFOA	6/28/13	150.00
CK	76292	195	00	403753	HOT SPOT BROADBAND INC	8/09/13	79.00
CK	76601	195	00	404279	SMILEY, EUGENE PATRICK	9/06/13	358.20
CK	76645	195	00	10035	C & W LOCK, GLASS & SAFE	9/20/13	27.50
CK	76870	195	00	404294	NEV DHCFP	10/04/13	282.49
CK	76973	195	00	404302	GEIGER, MARY HELEN	10/18/13	12.10
CK	77078	195	00	403959	BENDER, DEBORAH	11/01/13	30.00
CK	78123	195	00	404235	CARSON VALLEY CHAMBER OF	3/07/14	561.66
CK	78132	195	00	403677	CORELOGIC INC	3/07/14	1,168.00
CK	78215	195	00	103061	ASSESSOR'S ASSOC OF NEV	3/21/14	60.00
CK	78710	195	00	403677	CORELOGIC INC	5/16/14	76.00
CK	78984	195	00	404450	MCCALL, DELBART R	6/13/14	5.45
CK	78988	195	00	403889	MURPHY, MARGO	6/13/14	40.00
VP	65511	195	00	100383	FIRST AMERICAN TITLE	12/14/09	40.10
						Bank Total:	3,965.05
						Total:	3,965.05

Storey County Board of County Commissioners
Agenda Action Report

Meeting date: May 18, 2015 **Estimate of time required:** Consent or 5 Minutes.

Agenda: Consent [X] Regular agenda [] Public hearing required [ ]

---

1. **Title:** Discussion/Action: 2015 BLM and Storey County Fire Protection Annual Operating Plan approval.

2. **Recommended motion:** Move to approve the 2015 BLM and Storey County Fire Protection Annual Operating.

3. **Prepared by:** Gary Hames, Fire Chief

Department: Fire District **Telephone:** (775) 847-0954

4. **Staff summary:** There are no changes to the annual operating plan.

5. **Supporting materials:** 2015 Annual Operating Plan (cut and pasted to this staff report)

6. **Fiscal impact:**

Funds Available: N/A Fund: N/A ____ Comptroller

7. **Legal review required:**

_____ District Attorney

8. **Reviewed by:**

__X__ Department Head Department Name: Fire District

____ County Manager Other agency review: _____

9. **Board action:**

[ ] Approved [ ] Approved with Modifications
[ ] Denied [ ] Continued

Agenda Item No.

2015
ANNUAL OPERATING PLAN
FOR COOPERATIVE FIRE PROTECTION AGREEMENT
Between
BUREAU OF LAND MANAGEMENT, CARSON CITYDISTRICT OFFICE
And
STOREYCOUNTY FIRE PROTECTION DISTRICT

I. IDENTIFICATIONOF ADMINISTRATIVE UNITS

This operating plan is made and entered into by and between:

Department of the Interior, Bureau of Land Management
Fire & Aviation
Carson City District Office
5665 Morgan Mill Rd.
Carson City, NV89701

Storey County Fire Protection District
P.O. Box 603
Virginia City, Nevada89440

II. AUTHORITY

This Annual Operating Plan (AOP) is required by the Cooperative WildlandFire Management Agreement # BLM-NV-CFPA-NVC0034-2014-003 (herein after called the agreement) between the Storey County Fire Protection District (herein after called the District) and the Bureau of Land Management, Carson City District Office (herein after called the BLM). This plan shall be attached to and become an exhibit of the agreement upon signature of all parties, and shall be reviewed annually not later than April 1st.

III. PURPOSE

This operating plan provides the officers and employees of agencies to this agreement the guidelines and information necessary to properly execute the terms of the agreement.

IV. DEFINITIONS AND DESCRIPTIONS

Direct Protection Area (DPA):

If a DPA between agencies is established, approved and identified it will be attached as an exhibit to the agreement. Electronic maps will be provided at the annual operations

meeting between the agencies participating in this plan for field use. Chief Officers from each agency will be familiar with DPA boundaries in their respective areas.

The District is primarily responsible for suppression of structural fires, structure protection and wild land type fires occurring on any private, County, or City Land within the Boundaries of the District. The District is responsible for structure protection and fire suppression and related costs.

The BLM is primarily responsible for suppression of wild land fires on federal lands within the protection boundaries of the Carson City District Office and other lands identified in local agreements.

The BLM will not assume responsibility for structure fire suppression and/or protection that are the legal jurisdiction of another entity (State, Tribal, County, local, or property holder).The BLM may assist in providing structure protection, as trained and capable, when wild land fires threaten to engulf structures.

V. MUTUAL AID

It is understood that the mission and intent of agencies to this agreement is to quickly suppress wild land fire regardless of jurisdiction and/or ownership. It is considered mutually beneficial to both parties to jointly take action as necessary to achieve this mission and intent. For mutual aid the following conditions will be considered:

a. All ground resources may be considered mutual aid for up to 24 hours.

b. All assistance beyond the 24 hours will be assistance by hire and will be billed retroactively for the full period from the time of initial dispatch.

c. For all multi-jurisdictional incidents, a cost share agreement will be developed, documented and signed. Mutual aid shall be provided within the limits of local resources.

d. Defined as resources within the local dispatch center's area of responsibility, neither party should be required to deplete its own fire protection resources, services and facilities to the detriment of its fire protection responsibilities.

e. For the purpose of this agreement, all hand crews, bulldozers and aircraft will be considered assistance by hire, unless described otherwise in a cost share agreement.

VI. OPERATING PROCEDURES

a. Ordering Process:

i. Single ordering point process will be used when in unified command.

ii. The ordering point will be the dispatch center that placed the initial dispatch and which is most likely to have jurisdiction. If it is later determined that this is not the appropriate ordering point a transition will occur at a designated date and time as agreed upon by the duty chiefs of the affected agencies.

b. Air Operations:

Wildland fire aviation includes a variety of aircraft and operations. Helicopters are used to drop water, transport crews, reconnaissance, infrared, and deliver resources to the fire line. Fixed-wing aircraft include smokejumper aircraft, air tactical platforms, Single Engine Air Tankers (SEATs), and large air tankers. These aircraft play a critical role in supporting firefighters on the ground.

i. Pilot and Aircraft Approval:

1. All pilots and aircraft involved with aviation suppression operations over Federal Lands will be approved and carded for their specific mission(s) by Office of Aircraft Services (OAS) or United States Forest Service (USFS).

ii. Boundary Issues:

1. The requirement for increased management and coordination is due to the possibility of two or more agencies/cooperators conducting simultaneous, uncoordinated aviation operations within those areas which would unknowingly put the responding aerial resources within close proximity to one another, placing aircraft and crews at risk. Airspace boundary plans should be employed in areas where this occurs. Any agency conducting aerial operations within a "neutral air" corridor or zone (10 mile width) will immediately notify the adjoining agency/cooperator of such operations. This is accomplished to and from dispatch offices prior to the commencement of operations and when operations cease. Agency aircraft will establish contact on the assigned air-to-air frequency. Should contact not be made, the contact air-to-air frequency will be "Air Guard" 168.625 Mhz. Examples of aviation operations include fire reconnaissance, fire suppression missions, special aviation projects, resource management flights, helicopter logging, etc.

iii. Airspace De-confliction:

Airspace de-confliction is a term used to describe the process of reducing the risk of a near mid-air collision or TFR intrusion by sharing information regarding flight activity with D.O.D. military units, general aviation and other agency aviation programs. Airspace de-confliction will occur for both emergency and non-emergency aviation activities by contacting the local federal dispatch center.

iv. Temporary Flight Restrictions (TFR):

In order to enhance safety during an incident or project, the FAA may be requested to issue a Notification to Airmen (NOTAM) to pilots; these could be either a Temporary Flight Restriction (TFR) or a NOTAM (L) or NOTAM (D).

v. Fire Traffic Area (FTA):

The Incident Commander will monitor the assigned Air to Ground frequency assigned to the incident.

At no less than 12 nautical miles, all aircraft will establish radio communication with the incident before entering the Fire Traffic Area. If positive radio communication is not established, aircraft must hold at 7 nautical miles.

c. Sharing of Facilities:

i. Administrative/Training:

Sharing of facilities for the purpose of training is beneficial for all agencies to this agreement; therefore there will be no charge for the use of agencies facilities for training.

ii. Incidents:

Agencies to this agreement agree that the use of facilities will be free for the first twenty-four hours(24) for incident support. After 24 hours facilities will be rented to the other agency. Facilities such as fire stations and work centers are not designed to support the large numbers of personnel involved in incidents. Bases and camps need to be established if the incident goes beyond initial attack and/or a large number of personnel is required by the incident.

d. Sharing of Communication Systems and Frequencies:

i. Each agency that is a signatory to this operating plan is permitted to use the

cooperator's frequencies during emergency activities or training to contact resources of the cooperator or in conjunction with the communications plan for the incident. The communications plan may be a formal document, as in the case of a command team deployment or it may be an informal verbal agreement made on the ground by the Incident Commander(s) and/or Agency Representative. Use of federal Frequencies between 162.000 and 174.000 is permitted in "Narrowband" mode only.

ii. When a multi-agency or a rapidly expanding incident occurs, the use of "V" Fire (White Fire) frequencies as tactical channels is mandatory to ensure common communications on the fire ground.

BLM frequencies per this plan:

RX	TONE	TX	TONE	USE
169.9875	146.2	169.9875	110.9	CC BLM LOCAL
169.9875	146.2	162.2375	114.8	CC BLM FAIRVIEW REPEATER
169.9875	146.2	162.2375	151.4	CC BLM CORY REPEATER
169.9875	146.2	162.2375	173.8	CC BLM FT SAGE REPEATER
169.9875	146.2	162.2375	186.2	CC BLM McCLELLAN REPEATER
169.9875	146.2	162.2375	203.5	CC BLM VIRGINIA REPEATER
171.6750	N/A	171.6750	114.8	CC BLM SCENE OF ACTION (SOA)
168.3125	N/A	168.3125	N/A	AIR TO GROUND 51
166.8750	N/A	166.8750	N/A	AIR TO GROUND 8
154.280	N/A	154.280	N/A	VFire 21 (WHITE 1)
154.265	N/A	154.265	N/A	VFire 22 (WHITE 2)
154.295	N/A	154.295	N/A	VFire 23 (WHITE 3)

Storey County Fire District frequencies per this plan:

POS	RXF	RXPL	TXF	TXPL	USER NAME	
1.	155.070	79.7	155.865	79.7	FD1 South	(SCFD Como)
2.	155.070	79.7	155.865	173.8	FD2 Central	(SCFD Ophir)
3.	155.070	79.7	155.865	186.2	FD3 North	(SCFD Pond)
4.	155.070	79.7	155.070	79.7	FD4 Local	(SCFD Local)
5.	159.075	159.075			SCPW	
6.	156.165	159.075	100.0		SCPW RPTR	

e. Notification and Reports:

i. Fires occurring on or threatening lands inside the boundaries of the District will be reported immediately to County 9-1-1 Dispatch.

ii. Fires occurring on or threatening lands of federal ownership inside the boundaries of the BLM will be reported immediately to the Sierra Front Interagency Dispatch Center (SFIDC), telephone (775) 883-5995.

iii. The initial fire report will include, if available, the following information:

- Location (Lat& Long or street address with cross street)
- Present size (in acres)
- Type of fuel
- Rate of spread
- Time discovered
- Name location and telephone number of reporting party

iv. Sierra Front Interagency Dispatch Center is open year round. Summer hours are typically 7 days a week 7:30am to 8:00pmand extending to later hours during high fire activity. Winter hours are typically Monday-Friday 8:00am to 4:30pm. The after-hours on call dispatch phone number is (775) 721-0312 or (775) 230-4782.

VII. ASSISTANCE BY HIRE

All resources provided by the District for suppression activities on BLM jurisdiction fires during the "off season" will be considered assistance by hire. This period is defined as the period of time that the BLM does not have its initial attack resources available. This period is 10/15 through 5/15. During this time period the District must contact the BLM duty Officer.

For any "off season" BLM fires to be considered for "Assistance by Hire" reimbursement a BLM Fire Report will be required by the District to be submitted to the BLM within five (5) working days of the fire being contained.

Backfill coverage for shift firefighters will be billable to the incident. The overtime for the backfill will be billed to the incident and the regular time for the person on the incident will not be billed. Backfill will be documented that it is related to the incident resource order.

Responses to false alarms or resources canceled en route will not be billable with the exception of aircraft and hand crews.

The District may provide out-of-state assistance to the federal agencies when requested. Such assistance will be considered assistance by hire unless otherwise specified. This agreement will be reciprocal for any and all USFS out of district fires as well.

VIII. FIRE TRESPASS:

Fire Trespass is defined as the occurrence of unauthorized wild land fire ignited by human activity for which there is evidence of negligence or intent. Federal law allows the Bureau of Land Management (BLM) to recover costs it incurred either in suppressing a negligently human-caused wild land fire or in rehabilitating public lands damaged as a result of that fire. National BLM policy requires that BLM pursue cost recovery in all fire trespass matters. The agency that has the land management jurisdiction/administration role (i.e., the agency that administers the lands where the fire ignited) is considered the "lead agency." Other agencies, including the BLM, which provide fire protection or perform other fire-related services, are considered "cooperating agencies."

a. The lead agency is responsible for determining the fire origin and cause of ignition and the suspected person who or entity that negligently or intentionally ignited the fire.

b. Where the cooperating agency is BLM, appropriate BLM law enforcement and/or fire investigation personnel will assist the lead agency in making those assessments.

c. The lead agency must invite federal law enforcement personnel or other appropriate fire investigation personnel to work jointly with the lead agency to determine the fire cause and origin and determine whether the fire was human- and negligently caused.

d. For all fire trespass matters, cooperating agencies will provide cost figures and cost documentation to the lead agency.

e. Costs include, but are not limited to, fire suppression, natural resource damages, emergency stabilization, and rehabilitation.

f. Cooperating agencies will provide an estimate of these costs to the lead agency within 60 days of the fire being declared out.

IX. COST SHARE:

On multi-jurisdictional incidents which threaten or burn across direct protection boundaries or fires that exceed the mutual aid period, the parties will jointly develop a written cost share agreement. The rationale for sharing costs will be documented in a formal agreement based upon jurisdictional responsibilities or other pertinent factors.

Incident complexity changes frequently and may affect the terms of the cost share agreement. Therefore, the final agreement should not be signed until all terms have been finalized, including cost share period and how costs will be shared. Each Agency Administrator and the Incident Commander(s) should receive a copy of the final agreement. Cost share agreements should identify the following:

a. Costs to be shared.

b. Costs to be borne by each agency (not shared).

c. Method by which costs will be shared.

d. Cost share period.

Cost share agreements must easily be understood and correspond to agency cost accounting/tracking methods in order to facilitate the billing process. Jurisdictional agencies may want to implement a method to track costs that occur outside of the cost share period, e.g., assign resources new incident order numbers and establish new agency-specific accounting codes.

A cost share agreement will be developed on the basis of one or a combination of the following four criteria:

a. Initial Attack Agreement.

b. You Order, You Pay (YOYP).

   i. A unified ordering point is required and agencies agree to who will order which resources.

   ii. On-incident support costs may be split by the percentage of agency requested resources.

   iii. Off-incident support costs are paid for by the ordering unit.

c. Acres Burned.

d. Cost Apportionment.

After-action fiscal review will be conducted within 90 days of fire being declared out.

Fire cost tracking and accountability (i.e. Air Tanker and Helicopter drop numbers and location) should be established and maintained early during initial attack.

Cost Shared Items. The following is a list of items that are typically cost shared in multi-jurisdiction incidents. This list is not all-inclusive. Costs associated with, and incurred by, incident generated resource orders are typically shared.

a. Aircraft Costs. Aircraft (fixed and rotor wing) and associated retardant and personnel costs.

b. Equipment Costs. Emergency equipment used to support the incident.

c. Incident Cache Costs. Cache costs may include refurbish, replacement, resupply, and labor costs.

d. Incident Rehabilitation Costs. Rehabilitation activities of assigned incident personnel to mitigate further damage to improvements and land occurring from direct suppression activity can be included in cost sharing e.g., minor fence repair, dozer line, erosion control.

e. Initial Attack Resource Costs. Initial attack resource costs are included in determining the cost-share percentages and in deriving actual incident costs. In a cost-share incident, agreement provisions for initial attack assistance at no cost do not apply.

f. Off-Incident Support Sites. Mobilization, demobilization, rest and recuperation sites, etc., usually serve multiple incidents and are not ordered by a specific incident. The incident cost share agreement usually will not address cost sharing of these sites. Incident agencies may establish separate cost share agreements for these items.

g. On-Incident Support Costs. Costs incurred for services supplied within the incident, e.g., shower units, catering units, commissary units, cache supplies and materials.

h. Personnel Costs. Costs of assigned incident personnel including the IMT, crews, casuals, etc.

i. Transportation Costs. Costs associated with movement of resources to and from an incident.

Non-Cost Shared Items. The following lists items that are typically not cost shared:

a. Accountable Property. Accountable and/or sensitive property, as defined by each agency, that is purchased by the agency and becomes property of that agency.

b. Administrative Overhead Costs. Costs of agency personnel, support, and services not directly assigned or ordered by an incident. These include normal operating expenses such as basic utility costs, buildings and facilities rent, administrative support, and personnel. These costs are usually agency-specific, unless addressed in master or cost share agreements.

c. Administrative Surcharge. A pre-established percentage applied by an agency to the settlement billing on the net amount owed per master agreement.

d. Claims Costs. Responsibility for claims or extraordinary settlement costs should be addressed through a separate agreement between agencies.

e. Move Up and Cover Costs. Includes additional costs over and above base salary of "backfilling" agency personnel to meet agency-specific staffing requirements.

f. Post-Incident Rehabilitation Costs. Costs incurred to rehabilitate burned lands, such as seeding, check dam construction, and archaeological mitigation.

g. Costs resulting from waste, fraud, or abuse.

Final Cost Determination: Costs will be determined by using agency financial records.

Transfer of Responsibility Procedures: When IMTs are rotated, the departing team must brief their counterparts on all cost sharing agreements and documentation to date. If there is a change in the Agency Administrators or representatives, they must have clear understanding of all the decisions and agreements used to develop the final cost-share percentages and conditions of the final agreement.

X. LAND MANAGEMENT CONSIDERATIONS:

The District will abide by and implement the BLM's land management fire suppression guidelines and restrictions for suppression action taken in special management areas, as determined in the BLM fire management planning process.

The BLM will provide federal land management fire suppression guidelines, and provide updated information in a timely manner to the District as the guidelines change.

The BLM will provide resource advisors as needed to fires on federal jurisdiction to ensure appropriate suppression guidelines are followed. The District will abide by and implement these guidelines during any suppression actions.

XI. FIRE PREVENTION ACTIVITIES

General Cooperative Activities:

All protection units will, to the extent possible, provide fire prevention programs, inspections, and enforcement as necessary to adequately address fire issues in their Direct Protection Areas. In addition, units are encouraged to undertake joint prevention activities in areas of mutual interest whenever practical.

Information and Education:

a. Joint Press Releases:

Protection units should develop joint press releases on cooperative fire protection issues to ensure that the interests of all affected agencies are adequately addressed.

b. Smokey Bear Program:

Protecting units should cooperate in the coordinated delivery of Smokey Bear program in direct protection areas.

c. Local Education Program:

The use of interagency teams to conduct local educational programs is encouraged to facilitate improved public knowledge of the mission and responsibilities of all the cooperating agencies.

d. Fire Prevention Signs:

Coordination and placement of fire prevention signs should be used in order to prevent duplication of effort or sending mixed messages. This is especially important for fire danger rating signs.

XII. GENERAL PROVISIONS:

Incident Management Teams

Participation of the District fire resources is encouraged on area and national IMT's and as single resources.

Updating of Plan:

All units will meet at least annually prior to April 1st, to review the entire Annual Operating Plan and update it as necessary.

Interagency Training:

Interagency training activities can be mutually beneficial and units are encouraged to:

a. Participate in shared local level training at each other's facilities on an on-going basis.

b. Allocate available slots in appropriate formalized training sessions for personnel of the other agencies.

XIII. MUTUAL UNDERSTANDING:

Either agency may, upon its own initiative and/or after prompt, proper notification, take immediate action to attack a wild land fire within the District or the BLM jurisdiction. None of the agencies to this agreement shall perform any fire suppression action which is contrary to the limitations found within this agreement, and any reimbursement shall be pursuant to this agreement.

Incident Command System: The agencies to this agreement will operate under the concepts of the National Interagency Incident Management System (NIIMS), FEMA National Incident Management System (NIMS) and its Incident Command System (ICS), as appropriate for providing qualified resources and for management of incidents encompassed under the terms of this agreement. During initial attack, all agencies will accept each other's training and qualifications, and equipment standards. Once jurisdiction is clearly established, the standards of the agency with jurisdiction will be applied.

The first qualified agency fire officer on-scene shall assume command responsibility relinquishing responsibility to a qualified jurisdictional Incident Commander upon their arrival.

All agencies agree to take no suppression or support action which would constitute a reimbursable billing action per this agreement, unless authorized by a Chief Officer of the jurisdictional agency. If it is determined that the fire is confined to the sole jurisdiction of either party, then the jurisdictional agency will designate an Incident Commander.

Responses to BLM fires by the District will be documented on the BLM Fire Report form, and submitted to the BLM within five (5) working days of the fire being contained. The BLM shall provide to the District Fire Report Forms.

Each agency will provide a yearly update of Fire Officers, station locations, resources, radio call-numbers/frequencies, and authorize frequency use in the AOP.

Prior to April 1st of each year, the BLM, with the District designees, shall review the AOP as an addendum to this agreement.

XIV. STAFFING PLAN and CONTACT LIST

Staffing Plan for Carson City BLM

Station	Chief Officer	Engine	Equipment
Doyle	3903 or 3904	CCD E-3324, PNF E-15	PNF Dozer 1
Stead	3903 or 3904	CCD E-3323	

Palomino Valley	**3903 or 3904**	**CCD E-3333, E-3334, E-3335**	
Fernley	**3901 or 3902**	**CCD E-3636**	
Carson City	**3901 or 3902**	**CCD E-3362, E-3361**	
Fish Springs	**3901 or 3902**	**CCD E-3363, E-3665**	

Staffing Plan for Storey County Fire Protection District

Station	Chief Officer	Engine	Equipment
FS #71 Virginia City	**Battalion 70**	**E-71, E-171, B-71, P-71 & WT 71**	**Dozer 76**
FS #72 Virginia Highlands	**Battalion 70**	**E-72, E-172, B-72 & WT 72**	
FS #73/38 Mark Twain	**Battalion 70**	**E-73 & B-73**	**Dozer 77**
FS #74 Lockwood	**Battalion 70**	**E-74, B-74, P-74 & WT 74**	**Dozer 78**
FS #75 McCarran	**Battalion 70**	**E-174**	

Carson City Bureau of Land Management Contact List

BLM DUTY OFFICER PHONE (775) 885-6199

Name	Title	Call Sign	Office	Mobile
Shane McDonald	Chief	CH 3901	(775) 885-6103	(775) 309-7448
Jonathan Palma	Deputy Chief	CH 3902	(775) 885-6104	(775) 309-7781
Adrian Grayshield	Deputy Chief	CH 3903	(775) 887-3521	(775) 720-7443
Tim Roide	Division Chief	DV 3901	(775) 885-6185	(775) 230-1004
Shane Charley	Division Chief	DV 3902	(775) 885-6182	(775) 720-3411
Billy Britt	Battalion Chief	BC 3901	(775) 885-6006	(775) 721-7107
Asad Rahman	Battalion Chief	BC 3902	(775) 885-6195	(775) 309-7409
Dan Gustafson	Battalion Chief	BC 3903	(530) 827-2220	(775) 291-0437
Nate Rasner	Battalion Chief	BC 3904	(775) 475-0350	(775) 721-4699
Kat Gonzales	Battalion Chief	BC 3905	(775) 883-5995	(775) 721-2120
Dennis Terry	Battalion Chief	BC 3906	(775) 885-6197	(775) 781-5411
Keith Barker	Battalion Chief	BC 3907	(775) 885-6120	(775) 315-6104
Ryan Elliott	Battalion Chief	BC 3908	(775) 885-6167	(775) 315-6108
Kevin Kranz	Battalion Chief	BC 3909	(775) 885-6083	(775) 720-8665
Kevin Kelly	Superintendent	Supt 30	(775) 392-3041	(775) 230-1003
Justin Cutler	Captain	Capt 30	(775) 392-3041	(775) 315-6113

Storey County Fire Protection District Contact List

SCFPD DUTY OFFICER PHONE 287-5643

Name	Title	Call Sign	Office	Mobile
Gary Hames	Chief	CH 701	(775) 847-0954	(775) 742-9826
Joe Curtis	EM/Duty Chief	CH 702	(775) 847-0954	(775) 742-0138
Ron Adkins	A Battalion Chief	BC 70	(775) 847-0954	(775) 721-6169
Rob DuFresne	B Battalion Chief	BC 70	(775) 847-0954	(775) 691-6137
Jeff Nevin	C Battalion Chief	BC 70	(775) 847-0954	(775) 671-8632
Alicia Russell	Office Manager	N/A	(775) 847-0954	N/A

BLM Facilities:

Sierra Front Interagency Dispatch Center	(775) 883-5995
Doyle Station	(530) 872-2220
Stead Air Attack Base	(775) 972-9201
Stead Station	(775) 972-4129
Palomino Valley Station	(775) 475-0350
Fernley Station	(775) 575-3310
Carson City Station	(775) 885-6000
Fish Springs (Gardnerville) Station	(775) 782-4054

Anticipated Full Staff Deployment Period: **mid-May thru mid-October**

SCFD Facilities:

Storey County Dispatch Center	(775) 847-0950
FS #71 Virginia City	(775) 847-0954
FS #72 Virginia Highlands	(775) 847-0971
FS #73/38 Mark Twain	(775) 246-6231
FS #74 Lockwood	(775) 342-0220
FS #75 McCarran	(775) 343-3300

Anticipated Full Seasonal Staffing Period: Mid May thru Mid-October

XV. BILLING PROCEDURES:

Incident Billing Documentation: Federal, state and local cooperators should receive an OF-288, Emergency Firefighter Time Report for each resource assigned to the incident. Resources are to ensure that OF-288s are complete and accurate prior to demobilization

from the incident. Incident agencies are not to submit OF-288s to the agency payment center on behalf of the federal (excluding Forest Service AD employees), state or local cooperators. (Note: On smaller local incidents, an SF-261, Crew Time Report, signed by an incident supervisor will suffice in place of an OF-288.)

OF-286, Emergency Equipment Use Invoice, should NOT be completed by the incident agency for federal, state and local cooperator vehicles (including rental vehicles). Cooperators will bill the protecting agency for vehicle use based on work time recorded on the OF-288 using the guidelines below.

Non-Billable Items

The following items are NOT considered billable by the Agencies:

1. Agency overhead personnel performing agency specific duties and not assigned to the incident
2. Non-expendable accountable property
3. Interest and indemnities payments
4. Agency specific Burned Area Emergency Rehabilitation (BAER) beyond suppression damage rehab
5. False Alarms with the exception of aircraft and hand crews

Billable and Shareable

Indirect Costs Not On Resource Orders:

There are associated costs that both State and Federal Agencies incur in providing resources to an incident. Per the Cooperative Fire Protection Agreement, Clause 29, Assistance by Hire; personnel, equipment, supplies or services provided by a supporting agency and essential to filling the resource order, which are necessary and reasonable, shall be considered as reimbursable as Assistance by Hire. While, on the surface, they are not ordered "by and for the incident," they are necessary to mobilize ordered resources or acquire services for the incident and are valid charges (i.e. mobilization of crews, equipment contractors etc.). These associated costs that are a result of the incident are considered to be an added cost to the agency. These activities may not be "documented" on a resource order and will be billed using agency specific financial system reports. Examples include, but are not limited, to:

- **Dispatchers**
- **Airbase Costs:** includes salaries, travel expenses, retardant and supplies associated with the airbase in support of the incident.
- **Warehouse/Cache:** includes local and regional cache personnel and associated transportation costs when performing activities in support of the incident.
- **Mobilization Centers:** includes personnel performing activities within a mob center in support of the incident. These mobilization centers are established by agencies to support the incident.

- **Transportation Costs:** includes personnel performing activities in support of the incident or mobilization centers. This may also include salaries, mileage and lodging/per diem.
- **Temporary Incident Payment Center Activity:** includes personnel performing activities in support of the incident, which may include salaries, travel expenses, supplies and temporary facility rental.
- **Agency Support Cost Covered Under Specific Labor Agreements:** includes cost of lodging/per diem and related mileage to and from the incident.
- **Backfill:** backfill coverage for shift firefighters assigned to fire stations will be billable to the incident. The overtime for the backfill will be billed to the incident and the regular time for the person on the incident will not be billed.
- **Invoice Preparation:** includes charges by agency staff for the preparation of incident billing documents/packages.
- **Correction Officers:** all time for State correction officers will be fully reimbursable. Base pay and overtime is reimbursable if there is no back fill. If the District of Corrections back fills then only overtime for the correctional officer and backfill is reimbursable.

Federal Agency: BLM will submit bills to the District whenever the District is the protecting agency and billing is appropriate. If the either party provides a billable service on an incident (either assistance by hire or cost share) on which the cooperator is a party to the Nevada WFPP, billings will be submitted to Nevada Division of Forestry for payment.

The District Billings:

BLM/BIA Jurisdictional Fires: All billings for both in-state and out-of-state BLM/BIA jurisdictional fires will be billed to the BLM.

NV FS Jurisdictional Fires: Refer to local Cooperative Fire Protection Act (CFPA) agreement with the Humboldt-Toiyabe NF for billing instructions. If no CFPA is in place with the Humboldt-Toiyabe NF, submit billings to the BLM.

FS Jurisdictional Fires (Out of State): All billings for out-of-state FS jurisdictional fires will be billed to the Humboldt-Toiyabe NF, 1200 Franklin Way, Sparks, NV 89431.

U.S. Fish and Wildlife (FWS) Fires: Refer to local Cooperative Fire Protection Act (CFPA) agreement for billing instructions. If no CFPA is in place with FWS, submit billings to:

USDI, Fish and Wildlife Service
ATTN: Incident Business Lead
3833 South Development Avenue
Boise, ID 83705

National Park Service (NPS) Fires: Refer to local Cooperative Fire Protection Act

(CFPA) agreement for billing instructions. If no CFPA is in place with NPS, submit billings to:

USDI, National Park Service
ATTN: Incident Business Lead
3833 South Development Avenue
Boise, ID 83705

State Fires (Out of State): Submit all billings for state fires outside the state of Nevada to the Humboldt-Toiyabe NF, 1200 Franklin Way, Sparks, NV 89431.

State Fires (In State): Submit all billings for Nevada State fires to:

Nevada Division of Forestry
2478 Fairview Drive
Carson City, NV 89701

Billing Estimates/Timeframes: On fires where costs are incurred pursuant to the terms of this agreement, the billing agency shall submit a bill or estimate for reimbursement as soon as possible, but no later than 180 days after the fire is declared out. If the total cost is not known at the time of initial billing, a partial bill or estimated bill, so identified, may be submitted.

Billing deadlines set forth herein are intended to encourage prompt billing. Failure to meet these timeframes shall not be construed as a release or waiver of claims for reimbursement against the other party.

Should additional costs be identified after a "final" billing has been issued, a supplemental bill may be issued if agreeable to applicable parties.

Billing Content: A separate bill will be submitted for each fire. Bills will be identified by fire name, location, jurisdictional unit, and appropriate order number, and will be supported by adequate documentation and broken down by categories (direct, support, air, and retardant). Billings for fire suppression assistance will not include administrative overhead or other costs not supported by a resource order or other supporting documentation. Documentation in support of the billing will include:

- Narrative cover letter.
- Cooperator name, address, phone number, and agency financial contact.
- Agreement number.
- Tax ID/DUNS number.
- Incident name and number.
- Dates of the incident covered by the billing.
- Summary cost data for the amount being billed. Use costs reports generated by the agency to support the billing whenever possible.

- Copies of resource orders and other supporting documentation.
- Copies of applicable cost share agreements.

Note: Supporting documentation must be taped on 8 ½" x 11" sheets of paper. Photo copies will be accepted.

Billing Addresses:

All bills for services provided to the District will be mailed to the following address for payment:

Storey County Fire Protection District
Gary Hames, Fire Chief
P.O. Box 603
Virginia City, Nevada 89440

All bills for services provided to the Bureau of Land Management will be mailed to the following address for payment:

United States Department of the Interior
Bureau of Land Management, Fire & Aviation
Carson City District Office
ATTN: Fire Management Officer
5665 Morgan Mill Rd.
Carson City, NV 89701

XVI. PROTECTION ORGANIZATION & RATES

Billable protection rates will conform to the rate schedule.

Vehicles and equipment operated under the federal excess property system will only be reimbursed for maintenance and operating costs.

Portal to Portal pay provisions will be acceptable when the District personnel have been designated entitlement to "portal to portal pay" by home agency per the rate schedule.

Equipment is not included in portal to portal pay provisions; however mileage will be reimbursed at the rate indicated in the rate schedule. Federal, state and local agency equipment rates shown are considered "wet". Fuel, oil, etc. provided by the incident agency is billable by the incident agency. Operating supplies for rental vehicles is reimbursable and can be billed to the incident agency. Documentation in the form of receipts must be provided for reimbursement.

When an incident does not provide subsistence for assistance-by-hire personnel then per diem at the federally established regional or CONUS rate shall apply. Documentation in the form of receipts must be provided for reimbursement of hotels.

DISTRICT RATE SCHEDULES

Equipment responding to an incident on an equipment resource order ("E" number) will be billed for hours worked as indicated on the Crew Time Report/Shift Ticket and will include travel time.

Rates based on actual cost to the District for 2014.

Storey County Fire District
Declared Costs - Personnel
Effective April 1, 2014

	Regular Hourly	Regular 1/2 Time	Regular 1.5 OT	Regular 2.10 OT
Battalion Chief	$43.92	$21.96	$65.88	$92.23
Fire Captain/EMT II	$38.49	$19.24	$57.74	$80.83
Fire Fighter/Paramedic	$33.93	$16.96	$50.89	$71.25
Fire Fighter/EMT II	$31.13	$15.57	$46.70	$65.37
Dozer Operator	$31.13	$15.57	$46.70	$65.37
All Risk Seasonal Firefighter	$13.77	$6.88	$20.65	N/A
All Risk Seasonal Firefighter/EMT	$16.25	$8.12	$24.37	N/A
All Risk Lead Seasonal Firefighter	$18.74	$9.37	$28.11	N/A
Volunteer Firefighter	Reserve/Volunteer FF will be paid actual costs at most current AD rates relevant to position filled.			

2.10 Overtime Defined: This overtime category is designed for the 56 hour work week employee to default to a 40 hour work week overtime rate. It is used when individuals are dispatched outside of Storey County for all-risk incidents. It is also used for calculation of Call-Back time to multiple alarms, natural disaster, etc. as defined in the CBA.

Apparatus Type	Rate	Mileage
Type I Engine – Structure Engine	$125/hour	$1.55 per mile
Type III Engine – Brush Engine	$100/hour	$1.55 per mile
Type IV, VI Engine – Brush Patrol	$75/hour	$1.55 per mile
Type I Water Tender	$75/hour	$1.55 per mile
Command Vehicle	$50.00/daily	.55 Per Mile for Travel and Fuel Cost at Incident Only
Utility	$50.00/daily	.55 Per Mile for Travel and Fuel Cost at Incident Only
Transport/Lowboy	$95/hour	$1.75 per mile
Type IV Dozer Chase Truck	$75.00/hour	$1.55 per mile
Type II Dozer	$115/hour	Incident pays for fuel costs or $44.00 per hour
Ambulance	$125/hour	$23.37 Per Mile for Travel and Transports (Billed to Patient)
Fuel Trailer	$75/day	No mileage charges
Special Event Staffing	$560/day	Includes one unit with two personnel

ALS Durable Medical Equipment	$250.00/day	N/A
ILS Durable Medical Equipment	$200.00/day	N/A
BLS Durable Medical Equipment	$150.00/day	N/A

Each dozer will be dispatched with a Type 6 Chase Vehicle. This vehicle will be assigned for the entire duration of the incident. It will also be staffed with a fully qualified red-carded Dozer Boss.

Dozer operator and transport driver will be charged at their District rates.

Staff responding to an incident will be charged separately from the cost of the equipment.

When an incident does not provide subsistence for assistance-by-hire personnel per diem at the federally established regional or CONUS rate shall apply in accordance GSA per diem rates at www.gsa.gov Documentation in the form of receipts must be provided for reimbursement.

Billed rate for personnel will be at the actual cost and may be different than the rate quoted in this document.

BLM RATE SCHEDULE

Rates based on actual cost to government personnel rates for fiscal year 2015 for the Carson City District Office. Billed rate will be at the actual cost and may be different than the rate quoted in this document.

Labor Cost Ranges

Ground resources:		
Firefighters	GS-3 thru GS-5	$20.96 - $27.11*
Engine Operators	GS-5 thru GS-6	$27.11 - $34.65*
Engine Captains	GS-7	$35.88*
Battalion Chiefs	GS-8 thru GS-9	$42.72 - $47.10*
Fire Staff IC 3's	GS-11 thru GS-12	$49.70 - $59.57*
Aviation resources:		
Ramp Managers	GS-5	$27.11*
Tanker Base Managers	GS-7 thru GS-9	$35.88 - $47.10*
Air Attack Manager	GS-9	$47.10*

* (Overtime Rates are paid at Time and One Half)

Ground Resource Vehicle Costs

Type 3 Engine Model 14	Hourly Rate	$162.73/hour
Type 3 Wildland	Hourly Rate	$144.70/hour
Type 6 Engine Enhanced light	Hourly Rate	$78.50/hour
Type 6 Light	Hourly Rate	$81.29/hour
Command Vehicles	Mileage Rate	$0.71 /mile

IHC Crew Carriers	Mileage Rate	$4.20 /mile
Superintendent Truck	Mileage Rate	$1.81/mile
Utility Vehicles	Mileage Rate	$0.77 /mile
1 Ton Warehouse Stakeside	Mileage Rate	$1.25 /mile
2 ½ Ton Warehouse Stakeside	Mileage Rate	$1.65 /mile

Aircraft Costs

All aviation resources will be considered assistance by hire as outlined in the Annual Operating Plan Section Billing will include availability, flight costs, landing fees, retardant, AMD charges, aircraft support equipment charges, and per diem expenses when aircraft are held overnight.

Rates based on actual cost to government for the Carson City District Office. Billed rates will be at the actual cost and may be different than the rate quoted in this document.

Aircraft Costs - Helicopters:

Type I Helicopter: $7500.00 and up per flight hour.
Type II Helicopter: $1750.00 to $3500.00 per hour depending on model.
Type III Helicopter: $750.00 to $2500.00 per hour depending on model.
Service Miles for support vehicles: $3.00 a mile.

Cost per gallon will go down after 100,000 gal., 200,000 gal. 300,000 gallons back up.
Aircraft Costs - Retardant:

Average retardant is $3.50/gallon
SEAT: 800 gallon load of retardant X $3.50 = $2,800.00
P2V: 2,400 gallon load of retardant X $3.50/gallon = $8,400.00
P3: 3,000 gallon load of retardant X $3.50/gallon = $10,500.00

Aircraft Costs - Air Tankers and SEATS:

AT-802 SEAT: $2650.00 to $3500.00 per hour depending on CWN contract.
P2V: $4,500.00 to $9,500.00 per flight hour.
BAE-146: $10,000.00 to $11,000.00per flight hour.
S2: $3,000.00 to $3,500 per flight hour.

Aircraft Costs - Aerial Supervision:

Air Attack: $750.00 to $1500.00 per flight hour.
ASM: $750.00 to $1500.00 per flight hour

IN WITNESS WHEREOF, the parties have executed this Annual Operating Plan effective the last date listed below.

Date _____ _____
RALPH THOMAS

District Manager
Carson City District Office
Bureau of Land Management

Date _____ _____
SHANE McDONALD
Fire Management Officer
Carson City District Office
Bureau of Land Management

Date _____ _____
DAVID APPOLD
Chief of Contracting
Nevada State Office
Bureau of Land Management

Date_____ _____
GARY HAMES
Fire Chief
Storey County Fire Protection District

Date _____ _____
MARSHALL McBRIDE
Chairman
Storey County Fire Board Commission

Attest:

Date _____ _____
VANESSA STEPHENS
Storey County Clerk

Approved to as form:

Date _____ _____
ANNE LANGER
District Attorney

EXHIBIT A

STOREY COUNTY FIRE DISTRICT
AND
BUREAU OF LAND MANAGEMENT

FACILITY USE AGREEMENT

STATION 5 – EXHIBIT A

This agreement is made and entered into by the SCFD and hereinafter called "Districts", and the United States District of the Interior, BLM, Nevada State Office, Carson City District hereinafter called BLM, and Storey County. The parties hereto agree as follows:

WITNESSETH:

WHEREAS, the Districts hereby agree to allow, and the BLM hereby agrees to accept, the use of facilities as described below:

SCFD, Fire Station 5, located at, 1705 Peru, McCarran, Nevada.

It is mutually agreed that:

1. BLM agrees to maintain all facilities used, and assigned areas, in a clean and orderly manner at all times. This includes all restroom, kitchen, apparatus, and common areas and areas accessible to the public. The routine cleaning of these areas will be coordinated with the SCFD.

2. No resident pets will be allowed in Districts' facilities.

3. BLM agrees to participate in building and ground maintenance projects while occupying premises. Participation may include providing materials and/or labor. The scope of participation shall be agreed upon by the BLM Fire Operation s Specialist, SCFD Fire Chief prior to the start of any project.

4. SCFD agrees to allow BLM to install two-way radio facilities at the station.

5. BLM agrees to reimburse the SCFD for damage to building, grounds, or equipment, which extends beyond the realm of normal "wear and tear".

6. No telephone calls will be made on SCFD telephones at the District Fire stations. All telephone calls will be made on the BLM phone line, except for emergency purposes.

7. All parties agree to respect facilities rights, privileges, and assigned areas as necessary to foster a positive working relationship.

8. BLM agrees to pay SCFD for the use of their facility a fee of $500.00 a month for Rent. This use fee is to reimburse SCFD for utilities and other expenditures that are normal for any facility of this type. This use fee will start in May and end in September of every year that this agreement is in place.

VI HOUSE RULES

A. No tobacco, i.e. smoking, chewing tobacco, is to be used inside of the living area, training room, kitchen, bathrooms, etc.

B. The computer, printer, and copy machine are for the Station 5 (Parkway) use only.

C. All of the gear that is in the lockers and on the trucks is personal and shall be respected by all others.

D. All lights and exterior doors shall be secured before leaving station.

E. Clean clothes and boots shall be worn in the training room, kitchen, and dayroom area.

F. Mutual respect and courtesy will be afforded to both volunteers and BLM employees alike.

Storey County Board of County Commissioners
Agenda Action Report

Meeting date: 5/18/15 **Estimate of time required:** 0 - 5

Agenda: Consent [x] Regular agenda [ ] Public hearing required [ ]

---

1. **Title:** Business License First Readings

2. **Recommended motion;** None required (if approved as part of the Consent Agenda)
   I move to approve all first readings (if removed from consent agenda by request)

3. **Prepared by:** Stacey Bucchianeri

   Department: Community Development **Telephone:** 847-0966

4. **Staff summary:** First readings of submitted business license applications are normally approved on the consent agenda. The applications are then submitted at the next Commissioners' meeting for approval.

5. **Supporting materials:** See attached Agenda Letter

6. **Fiscal impact:** None

   Funds Available: Fund: ____ Comptroller

7. **Legal review required:** None
   ____ District Attorney

8. **Reviewed by:**
   _x__ Department Head Department Name: Community Development

   ____ County Manager Other agency review: _____

9. **Board action:**
   [ ] Approved [ ] Approved with Modifications
   [ ] Denied [ ] Continued

Agenda Item No.

Storey County Community Development

Business Licensing

P O Box 526 • Virginia City NV 89440 • (775) 847-0966 • Fax (775) 847-0935 • buslic@storeycounty.org

To: Vanessa Stephens, Clerk's Office
Pat Whitten, County Manager

May 8, 2015
Via email

Fr: Stacey Bucchianeri

Please add the following item(s) to the **May 18, 2015,** COMMISSIONERS Consent Agenda:

LICENSING BOARD
FIRST READINGS:

A. **WORLD SOURCE INTEGRATION, INC** – Contractor / 1201 North Raddant Rd ~ Batavia, IL (equipment supply)
B. **PEDRO & MARIA BECERRA TORRES** – General / 26 E Prater ~ Sparks (handyman & cleaning)
C. **GERHARDT & BERRY CONSTRUCTION** – Contractor / 2134 Kleppe Lane ~ Sparks (engineering)
D. **STEPHON'S MOBILE BISTRO** – General / 1810 Andesite Avenue ~ Reno (food truck)
E. **SIERRA CATERING CO., LLC** – General / 840 Washington Street ~ Reno (food truck)
F. **LEE JOSEPH, INC.** – Contractor / 864 South Wells Avenue ~ Reno (pool repairs)
G. **PWS CONSTRUCTION** – Contractor / 5290 Orcutt Rd ~ San Luis Obispo, CA (contractor)

Inspection Required

ec: Chris Hood, Building Dept.
Austin Osborne, Planning Dept.
Dean Haymore, Economic Dev.
Gary Hames, Fire Dept.
Patty Blakely, Fire Dept.
Fritz Klingler, Fire Dept.
Sheriff's Office
Assessor's Office

Storey County Board of County Commissioners
Agenda Action Report

Meeting date: May 5, 2015 **Estimate of time required:** 30 min.

Agenda: Consent [ ] Regular agenda [X] Public hearing required [ ]

---

1. **Title:** Discussion and possible action to approve the Governmental Services Agreement for Storey County Economic Diversification District No. 1 between Storey County, Storey County Fire Protection District and Tesla.

2. **Recommended motion:** Being Developed

3. **Prepared by:** Robert Morris, outside counsel Pat Whitten, County Manager
   Department: District Attorney's & Commissioner's Office **Tel:** 847-0964/847-0968

4. **Staff summary:**
   This Governmental Services Agreement was under negotiation at the time of the agenda being closed. There may be alternatives presented or additional changes to the document that will be discussed at the meeting. Staff and counsel will endeavor to provide the Commission and the Public with as much advance knowledge and opportunity to review may be practicable.

5. **Supporting materials:** Governmental Services Agreement

6. **Fiscal impact:** The agreement will provide additional revenue for governmental services.

7. **Legal review required:** Yes ____ District Attorney

8. **Reviewed by:**
   ____ Department Head Department Name: Commissioner's Office
   ____ County Manager Other agency review: _____

9. **Board action:**
   [ ] Approved [ ] Approved with Modifications
   [ ] Denied [ ] Continued

Agenda Item No.

GOVERNMENTAL SERVICES AGREEMENT

for Storey County Economic Diversification District No. 1 (Tesla)

between Storey County, Storey County Fire Protection District, and Tesla

This Governmental Services Agreement (the "Agreement") is made and entered into as of this ___ day of May, 2015, to be retroactive to October 17, 2014 (the "Effective Date") by and among **TESLA MOTORS, INC.**, a Delaware corporation, having offices at Electric Avenue, Sparks, Nevada 89434 ("Tesla" or "Lead Participant"), **STOREY COUNTY, NEVADA** a political subdivision of the State of Nevada (the "County") and the **STOREY COUNTY FIRE PROTECTION DISTRICT**, a political subdivision of the State of Nevada (the "Fire District"). Tesla and the County and the Fire District are referred to as the "Parties."

RECITALS

Whereas, pursuant to S.B. 1, 28th (2014) Special Session of the Nevada Legislature, (the "Economic Diversification Act"), the County has the power to create an economic diversification district for the development of property within the jurisdiction of the County for the purpose of acquiring, improving, equipping, and developing a qualified project; and

Whereas, pursuant to the Economic Diversification Act, section 35, the County may enter into an agreement with an owner of any interest in property located within an economic diversification district, pursuant to which that owner would agree to make payments to the County or other local government that provides services within the economic diversification district, to defray in whole or in part the cost of providing governmental services within the district; and

Whereas, pursuant to the Economic Diversification Act, section 31, the Board of County Commissioners of Storey County, Nevada (the "Board") has adopted Ordinance No. 14-260, the Economic Diversification District Creation Ordinance (the "Ordinance") creating Storey County Economic Diversification District No. 1 (Tesla) in Storey County, Nevada (the "District") which becomes effective on approval and execution of this Agreement; and

Whereas the County and the Fire District will provide governmental services within the District including, but not limited to, fire protection, sheriff, assessor and emergency medical; and

Whereas, the Parties all acknowledge that, as a result of the abatement of sales and use tax and property tax that the County would normally receive to pay for governmental services within the district, there is a resulting budgetary difficulty facing the County and the Fire District in providing governmental services within the District; and

Whereas, Tesla, as the Lead Participant in the District, desires to assist the County by making payments to the County intended to enable the County and the Fire District to provide governmental services in the District during this period of budgetary difficulty; and

Whereas, in an effort to address the situation just described and to fulfill the Economic Diversification Act, Section 35, Tesla, together with the County and the Fire District,

all desire to set forth the terms pursuant which Tesla will make payments to the County to defray in whole or in part the cost of providing the governmental services within the District during the term of this Agreement.

Now, therefore, in consideration of the premises set forth above and the mutual covenants set forth in this Agreement, and for other good and valuable consideration, the receipt and sufficiency of which is acknowledged, the Parties agree as follows:

1. Term. This Agreement will remain in effect (the "Term") from the Effective Date until June 30th 2024, unless sooner terminated under the provisions of this Agreement.

2. Governmental services to be provided. The County and Fire District, including, as applicable, such divisions of the County as the sheriff's office, the assessor's office, emergency management and fire protection and emergency medical services units, shall provide the following "Governmental Services" to the standard and in the quantities described in this Agreement, and in any event, at a service level not less than provided by the County to other commercial enterprises located within the County (the "Base Level of Services").

Governmental Services means the following services, as more particularly described on Exhibit A to this Agreement, which will be provided by the County and Fire District, as applicable, within and throughout the District for the benefit of all Participants in the District:

- Sheriff services,
- Fire protection and emergency medical services,
- Assessor and tax appraisal services,
- Road maintenance and clearing services on County-owned roads with public access, and
- Administrative assistance within the recording office, community development office, Sheriff's office, District Attorney's office, and emergency management office.

3. Compliance with Base Levels of Services.

(a) In the absence of extenuating circumstances and subject to the factors described elsewhere in this Section 3, the County and Fire District agree to provide the Base Level of Services for each of the Governmental Services throughout the Term of this Agreement.

(b) The Base Level of Services assumes an average level of demand and activity, and the Parties recognize that Governmental Services provided on any particular day or period may vary based upon special circumstances. However, the expectation is that the County and Fire District will perform each of the Governmental Services at no less than the Base Level of Service, except as otherwise provided herein.

(c) The Base Level of Services may be adjusted to reflect new methodologies and policies, provided that the basic intent of this Agreement is maintained in any adjustment.

(d) In the event of extreme emergency, as declared by the Chairman of Board of County Commissioners or the Governor of the State of Nevada, Governmental Services may be temporarily suspended in all or part of the District, to the extent required by such emergency. The Parties acknowledge that such circumstances are likely to be highly unusual and temporary in nature.

4. Computation of Governmental Services Amount. Each year during the term of this Agreement, Tesla, as an owner of a property interest within the District, agrees to pay the amount determined pursuant to Section 5 below to defray, in whole or in part, the costs of the Governmental Services provided by the County and Fire District in the District. The Parties agree the amounts to be paid by Tesla will be used primarily by the County and Fire District to provide Governmental Services in the District.

5. Payment for Governmental Services. Tesla agrees to pay the following annual amounts, based upon a June 30th fiscal year, to the County to defray, in whole or in part, the cost of the Governmental Services provided in the District by the County and Fire District during the term of this Agreement:

	Annual Fee
2016	$ 881,203
2017	$ 947,390
2018	$ 964,004
	Projected Annual Fee
2019	$ 385,463
2020	$ 418,061
2021	$ 424,773
2022	$ 515,324
2023	$ 523,661
2024	$ 532,164

The costs of necessary equipment, including the principal and interest costs the Fire District incurs by purchasing and equipping a quintuple combination pumper fire service apparatus ("Quint") valued at approximately $750,000 upon acquisition, will be included by the Fire District each year in its budget for providing Governmental Services in the District. Anticipated terms for the Quint are annual payments in the amount of $96,166 based on an annual percentage rate of 2.99% amortized over a 9-year term. The actual amount included for the Quint by the Fire District each year in its budget will be determined based on final acquisition price and loan terms.

On or about April 1, 2018 and again on or about April 1, 2021, the Parties agree to meet to re-determine Tesla's annual fee payments to the County to defray, in whole or in part, the cost

of the Governmental Services provided in the District by the County and the Fire District during the next succeeding three years of the term of this Agreement (County Fiscal Years ending in 2019-2021 and 2022-2024).

The amount of Tesla payments under this Section 5 shall be initially re-determined using the average of two equally weighted factors measured as of February 28, 2018 and again as of February 28, 2021.

(1) The District's proportionate share of the total occupancy, measured through full-time equivalent ("FTE") headcount, of the Tahoe Reno Industrial Center.

(2) The District's proportionate share of the total assessed value of all real and personal property located in the Tahoe Reno Industrial Center.

Factor (1) above shall be determined using FTE employment data obtained by the County from County business license filings.

Factor (2) above shall be determined using the assessed value found on the County property tax rolls.

The Parties will then adjust the amount of the payments determined using the preceding calculation by taking into account such other factors as they consider relevant in determining the Participant's fair share of the costs of providing Governmental Services in the District.

Other factors which the Parties must consider in this re-determination include, without limitation: (i) the Fire District and the County's current budgetary condition and their resulting ability to provide Governmental Services in the District without financial assistance from Tesla; (ii) the incremental development that has occurred in the Tahoe Reno Industrial Center since the Effective Date of this Agreement; (iii) the resulting impact this incremental development has had on County and Fire District revenues; (iv) any increase in the level of Governmental Services provided in the District that is agreed upon by the Parties; (v) Tesla's historical usage of Governmental Services in the District; (vi) Tesla's proportionate share of the total square footage under roof in the Tahoe Reno Industrial Center; and (vii) an assessment of the financial impact of the District on the provision of local governmental services, including, without limitation, services for police protection and fire protection in the County. Tesla understands that if budgetary conditions within the District continue in years beyond 2018, Tesla will be asked to continue making payments at levels above the actual factored amount. The County understands that Tesla is under no obligation to make payments above the factored amount.

Exhibit B to this agreement contains the methodology and calculations for the projected annual fees in this Section 5 and an example illustrating the application of the methodology.

Tesla shall pay in advance each annual amount provided for in this Section 5. Such payments shall be made to the County on behalf of the Fire District and the County is responsible for the disbursement of funds to the Fire District as appropriate. Such payments shall be made in four equal installments on a quarterly basis (July 1, October 1, January 1, and April 1).

6. Cooperation, non-exclusivity, conflict.

(a) The County and Fire District agree to cooperate and work together to provide Tesla with the Governmental Services in the District. The Governmental Services provided by the County and Fire District are for health, safety and welfare of the residents and businesses of the

County and payments under this agreement do not give Tesla any exclusive rights to the Governmental Services provided.

(b) Conflict. Any conflict between the provisions of this Agreement and any present or future lawful exercise of the County's police powers shall be resolved in favor of the latter.

7. Public Records Law. Tesla acknowledges and agrees that, subject to the limitations and protections of the Economic Diversification Act, all records, documents, drawings, plans, specifications and other materials in the County's possession, including materials submitted by Tesla, are subject to the provisions of the Nevada Public Records Law (NRS 239.005 *et seq.*). Tesla shall be solely responsible for all determinations made by it under such law, and for clearly and prominently marking each and every page or sheet of materials with "Trade Secret", "Proprietary" or "Confidential" as it determines to be appropriate.

8. Defaults and remedies.

The following shall constitute an Event of Default by Tesla under this Agreement:

(a) Any representation, covenant or warranty contained in this Agreement which proves to have been incorrect in any material and adverse respect when made and continues to be materially adverse to the County after expiration of the cure period set forth below; or

(b) A court having jurisdiction has made or entered any decree or order (1) adjudging Tesla to be bankrupt or insolvent, (2) approving as properly filed a petition seeking reorganization of Tesla or seeking any arrangement for Tesla under the bankruptcy law or any other applicable debtor's relief law or statute of the United States or any state or other jurisdiction, (3) appointing a receiver, trustee, liquidator, or assignee of the Tesla in bankruptcy or insolvency or for any of its properties, or (4) directing the winding up or liquidation of Tesla; or

(c) Tesla shall have assigned its assets for the benefit of its creditors (other than pursuant to a security instrument) or suffered a sequestration or attachment of or execution on any substantial part of its property, unless the property so assigned, sequestered, attached or executed upon shall have been returned or released within sixty (60) days after such event; or

(d) Any violation of a material provision of this Agreement, which remains uncured within the time set forth below.

Upon the occurrence of an Event of Default hereunder, the County shall first notify Tesla in writing of its purported breach or failure, giving Tesla sixty (60) days from receipt of such notice to cure or, if cure cannot be accomplished within sixty (60) days, to commence to cure such breach, failure or act. In the event Tesla does not then so cure, or commence to cure, within sixty (60) days, the County shall have the right to terminate this Agreement and pursue all rights and remedies available in law and in equity.

9. Remedies Cumulative. The rights and remedies of the Parties under this Agreement are cumulative, and the exercise or failure to exercise one or more of these rights or remedies by either Party will not preclude the exercise by it, at the same time or different times, of any right or remedy for the same default or any other default.

10. No Waiver. No failure or delay by either Party in asserting any of its rights or remedies hereunder shall operate as a waiver of any default or of any such right or remedy, nor deprive such Party of its right to institute and maintain any action or proceeding which it may deem necessary to protect, assert or enforce any such rights or remedies. Without limiting the

generality of the foregoing, the failure or delay by either Party in providing a notice of default shall not constitute a waiver of any default.

11. Prohibition on Assignment or Transfer. Except as provided below, Tesla shall not directly or indirectly, voluntarily, involuntarily or by operation of law make or attempt any total or partial sale, transfer, conveyance, assignment or hypothecation (collectively "Transfer") of the whole or any part of this Agreement without the prior written approval of the County, which will not be unreasonably withheld or delayed. Any such attempt to Transfer this Agreement without the County's consent will be null and void and will confer no rights or privileges upon the purported assignee and will constitute an Event of Default. Notwithstanding the foregoing, Tesla's rights hereunder with respect to the Governmental Services may be transferred to (i) any affiliate of Tesla; or (ii) any person or entity to whom the Tesla's rights with respect to the Gigafactory Project are transferred in compliance with the transfer/assignment provisions of any applicable agreement between Tesla and the County.

12. No Third-party Rights. The Parties expressly disclaim the creation of any right in any third party whatsoever under this Agreement, except those third parties that are also Participants in the District. There are no third-party beneficiaries other than the Participants in the District. Each participant in the District is deemed to be a third party beneficiary of this Agreement.

13. Notices. All notices and other communications to be given by either Party may be given in writing, depositing the same in the United States mail, postage prepaid and addressed to the appropriate Party as follows:

To Tesla:	Tesla Motors, Inc. Electric Avenue Sparks, Nevada 89434 Attn: _____ Phone: _____
With Copy to:	Alex B. Leath Bradley Arant Boult Cummings LLP 1819 Fifth Avenue North Birmingham, Alabama 35203 Phone: (205) 521-8899
To the County:	Attn: County Manager Storey County P.O. Box 176 Virginia City, NV 89440 Phone: (775) 847-0968

Any Party may change its address for notice by written notice to the other Party at any time.

14. Counterparts. This Agreement may be executed on one or more counterparts, each of which shall be regarded as an original and all of which shall constitute the same Agreement.

15. Severability. If any section, subsection, clause, phrase, or word of this Agreement is for any reason held invalid, unenforceable or unconstitutional by any court of competent jurisdiction, such section, subsection, clause, phrase, or word shall be deemed a separate, distinct and independent provision and such holding shall not negatively affect the validity of the remaining portions of this Agreement.

16. Applicable law. This Agreement shall be interpreted and enforced under the laws of the State of Nevada. Jurisdiction for all matters triable before a state court shall be in the First Judicial District Court of the State of Nevada.

17. Amendment. Tesla, the County and the Fire District agree to mutually consider reasonable requests for amendments to this Agreement (including any of the Exhibits hereto) that may be made by any of the Parties hereto, provided the requests are consistent with this Agreement and would not substantially alter the basic business terms included herein. Only the Board is authorized to execute any amendments to this Agreement on behalf of the County. Any alteration, change or modification of or to this Agreement, in order to become effective, will be made in writing and in each instance signed on behalf of each Party. No purported oral amendment to this Agreement shall be valid.

18. Miscellaneous. Paragraph headings are for convenience only and do not effect, limit or modify the content of the provisions of this Agreement. Use of the masculine, feminine, or neuter shall not limit the application of any provision of this Agreement, but each such gender is deemed to include all other gender cases, just as the singular includes the plural, and the plural the singular.

19. Challenge to District. The County and Fire District hereby covenant not to provide any challenge to the existence, organization or validity of the District, and further agree not to amend the Ordinance without the prior written consent of Tesla, and hereby agree to provide reasonable assistance to Tesla in defense of any such challenge by a third party.

20. Dispute Resolution. In the event that any dispute arises between the Parties for any reason under or arising out of this Agreement, the Parties shall promptly meet to discuss the dispute and work in good faith through fair dealing to seek a resolution. In the event that the dispute is not resolved within the earlier of (i) thirty days from the date of such meeting or (ii) sixty (60) days from the date of a Party's request for such meeting to discuss the dispute, the Parties will attempt to mediate the dispute using a professional mediator agreeable to both Parties with business representatives present for at least one session. In the event the dispute is not resolved through mediation, either Party may request to have the matter submitted to arbitration by giving written notice to the other Party to such effect. Immediately upon the giving of such notice, the Parties will attempt to select an arbitrator agreeable to both Parties. If the Parties agree upon an arbitrator, the dispute shall be arbitrated and the proceedings shall be governed by the rules and regulations established by the arbitrator. The location of the arbitration shall be in the County unless otherwise agreed by the Parties, and shall be governed by the laws of the State of Nevada. All decisions by the arbitrator(s) so chosen shall be final and binding upon both Parties and may be enforced by either Party in a court of competent jurisdiction. To the extent possible, the Party found to be at fault shall pay the cost of any such mediation or arbitration. If the Parties cannot agree upon an arbitrator, the dispute shall be submitted to the First District Court of the State of Nevada. The procedures specified herein shall be the sole and exclusive procedures for the resolution of disputes between the Parties arising out of or relating to this Agreement; however, either Party may at any time seek a preliminary injunction or other

preliminary judicial relief from the appropriate court or other jurisdictions as the circumstances require to prevent irreparable or immediate damage. Nothing contained herein, shall restrict either Party's right to seek monetary damages in addition to or independent of injunctive relief. Despite such action, the Parties will continue to participate in good faith in the procedures specified herein, which shall survive any termination of this Agreement.

21. Entire agreement. This Agreement is the entire Agreement of the Parties and supersedes all prior negotiations whether written or oral.

In witness whereof, the Parties have executed this Agreement the day and year first above written.

TESLA:

TESLA MOTORS, INC.

By: _____

Name:

THE COUNTY AND FIRE DISTRICT

STOREY COUNTY, NEVADA

By: _____

Marshall McBride, Chair
Board of County Commissioners
Board of Fire Commissioners

ATTEST:

By: _____

County Clerk

APPROVED AS TO FORM

By: _____

District Attorney's Office

EXHIBIT A

Governmental Services

In consideration of the annual payment by Tesla for governmental services set out in this Agreement the County and the Fire District will provide the following services:

1. The Fire District will staff and operate a fire department at Storey County Fire Station No. 75 during the term of this Agreement to the following minimum standards:
    a. Provide 6 full-time firefighter/paramedic (minimum) staffing level, with 2 personnel working 48 hours on duty followed by 96 hours off duty;
    b. Maintain a minimum of 3 of the 6 personnel at a paramedic level certification, which equates to at least 1 paramedic working for 48 hours on duty followed by 96 hours off duty;
    c. Fire District will maintain this level of staffing unless an emergency exists as declared by the Board of Fire Commissioners;
    d. Fire District is responsible for providing adequate and appropriate training for all fire fighter, EMS and paramedic personnel at their own expense;
    e. Fire District will maintain one ALS equipped ambulance;
    f. Fire District will maintain a Type I and/or Type II engine at this fire station;
    g. Fire District will be responsible to purchase and maintain all customary and usual EMS gear as is provided in comparable fire departments/districts; and,
    h. Fire District will strive to maintain at all times an ISO Public Protection Classification Rating of 3 or less for fire suppression services.
2. Storey County will provide sheriff services for the District.
3. Storey County will provide emergency management services on an as-needed basis for the District.
4. Storey County will provide the following administrative functions for the District:
    a. Recording, assessor and appraiser services for real and personal property.

EXHIBIT B

Re-determination of Annual Fee Payments

The Projected Annual Payments in Section 5 were determined utilizing the following assumptions and methodologies. Assume the following facts all as of February 28, 2018: The total occupancy in the District is 1,500 people. The total occupancy in the Tahoe Reno Industrial Center is 7,000 people. The total assessed value of all real and personal property located in the District is $350 Million. The total assessed value of all real and personal property located in the Tahoe Reno Industrial Center is $639.8 Million. Assume the following facts all as of February 28, 2021: The total occupancy in the District is 2,500 people. The total occupancy in the Tahoe Reno Industrial Center is 10,000 people. The total assessed value of all real and personal property located in the District is $700 Million. The total assessed value of all real and personal property located in the Tahoe Reno Industrial Center is $1.062 Billion.

The projected budgets for providing Governmental Services in the District by the County and the Fire District are:

Fiscal Year ending in 2019:	$1,012,603
Fiscal Year ending in 2020:	$1,098,237
Fiscal Year ending in 2021:	$1,115,868
Fiscal Year ending in 2022:	$1,133,852
Fiscal Year ending in 2023:	$1,152,196
Fiscal Year ending in 2024:	$1,170,906

Factor calculations are as follows:

<u>2018</u>		
Occupancy factor	–	21.43% (1,500/7,000)
Property factor	–	54.70% ($350 Million/$639.8 Million)
Payment factor	–	38.07% (76.13/2)
<u>2021</u>		
Occupancy factor	–	25% (2,500/10,000)
Property factor	–	65.9% ($700 Million/$1.062 Billion)
Payment factor	–	45.45% (90.9/2)

The initial calculation of Tesla's payments to the County under this Section 5 would be as follows:

For the Fiscal Year ending in 2019:	$385,463 (38.07% of $1,012,603)
For the Fiscal Year ending in 2020:	$418,061 (38.07% of $1,098,237)
For the Fiscal Year ending in 2021:	$424,773 (38.07% of $1,115,868)
For the Fiscal Year ending in 2022:	$515,324 (45.45% of $1,133,852)
For the Fiscal Year ending in 2023:	$523,661 (45.45% of $1,152,196)
For the Fiscal Year ending in 2024:	$532,164 (45.45% of $1,170,906)

The initial amounts above will then be adjusted by the Parties by taking into account other factors in determining the Participant's fair share of the costs of providing Governmental Services in the District.

For example, suppose that subsequent development in the Tahoe Reno Industrial Center has generated significant additional revenue to the County by Fiscal year 2019. Suppose further that this additional revenue has improved the County's financial position to the point that the County can fund $750,000 of the $1,012,603 budget for Fiscal Year 2019. Assuming no other factors suggest otherwise, Tesla's payment to the County for Fiscal Year 2019 would be reduced from $385,463 to $262,603.

Storey County Board of County Commissioners
Agenda Action Report

Meeting date: May 5, 2015 **Estimate of time required:** 10 min.

Agenda: Consent [ ] Regular agenda [ ] Public hearing required [X]

---

1. **Title:** Discussion and possible action to approve second reading of Ordinance 15-263 adding section 3.50.200 to the Storey County Code providing for a pilot project for granting partial abatements of permitting fees to participants in a qualified project in Economic Diversification District No. 1 and providing for other properly related matters.

2. **Recommended motion:** I move to approve Ordinance 15-263.

3. **Prepared by:** Robert Morris, outside counsel
   Department: District Attorney's Office **Tel:** 847-0964

4. **Staff summary:**

S.B. 1, 28th Special Sess. (Nev. 2014) allows Storey County to create an economic diversification district and pledge an amount equal to the proceeds of all the sales and use taxes as reimbursement payments for the costs incurred by the lead participant. The Board has passed Ordinance 14-260 creating the Storey County Economic Diversification District No. 1. Ordinance 14-260 is not effective until Storey County enters an agreement with one or more owners of property in the district to defray in whole or in part the cost of local government services.

Ongoing discussions on this ordinance resulted in changes so that staff asked that the board reintroduce the amended ordinance on its April 7th meeting. The ordinance is now ready for approval.

(Continued on next page.)

5. **Supporting materials:** Ordinance 15-263

6. **Fiscal impact:** None

7. **Legal review required:** Yes ____ District Attorney

8. **Reviewed by:**
   ____ Department Head Department Name: Commissioner's Office
   ____ County Manager Other agency review: _____

9. **Board action:**
   [ ] Approved [ ] Approved with Modifications
   [ ] Denied [ ] Continued

Agenda Item No.

4. **Staff summary continued:**

The Economic Diversification Act or S. B. 1, section 18, authorizes the governing body of a county to grant to one or more of the participants in a qualified project an abatement of all or any percentage of the amount of certain permitting fees and licensing fees imposed by the county if the board provides by ordinance for a pilot project for the abatement of the fees.

The board may grant this abatement of certain fees for the purpose of encouraging local economic development. After discussions, Tesla and county staff have agreed that the partial abatements contained in Ordinance No. 15-263 will encourage local development. This partial abatement is for ten years and covers the building official and fire district permitting, plan reviews, and inspections for the Tesla factory project.

Ordinance No. 15-263

Summary

An ordinance providing for a pilot project for granting partial abatements of permitting or licensing fees that the county is authorized to impose or charge pursuant to chapter 244 of NRS to participants in a qualified project in an Economic Diversification District.

Title

An ordinance adding section 3.50.200 to the Storey County Code providing for a pilot project for granting partial abatements of permitting or licensing fees to participants in a qualified project in an Economic Diversification District and providing for other properly related matters.

The Board of County Commissioners of the County of Storey, State of Nevada, does ordain:

SECTION I:

3.50.200 Title.
This ordinance is known as the "Permitting Fee Abatement Ordinance".

3.50.210 Determinations of the board.
The board has determined that it intends to encourage local economic development by granting to any participant in a qualified project in an Economic Diversification District an abatement of all or any percentage of the amount of any permitting fee or licensing fee which the county is authorized to impose or charge pursuant to chapter 244 of NRS.

3.50.220 Definitions.
The definitions contained in the Economic Diversification Act and the Economic Diversification District are incorporated into and are adopted for use in this chapter.

3.50.230 Creation of the pilot project.
The board, for the purposes of encouraging local economic development, creates this pilot project for granting partial abatements of permits, plan reviews, and inspection fees. The board may determine, to the best of its ability, the amount of the abatement based on the anticipated local economic development that the qualified project would bring to the county.

3.50.240 Abatement of fees.
A. The board finds that Tesla Motors, Inc. ("Tesla") is a participant in a qualified project within the county's Economic Diversification District No. 1. The board has determined to grant an abatement of permitting fees it is authorized to impose pursuant to chapter 244 of NRS for a ten year period for building official and fire district permitting, plan reviews, and inspections for

the factory project by fixing the following annual fees for each of the following fiscal years ending June 30th:

Fiscal Year Ending June 30th	Annual Fee
2015	$556,268
2016	$587,419
2017	$620,315
2018	$655,053
2019	$230,579
2020	$243,491
2021	$257,126
2022	$271,525
2023	$286,731
2024	$302,788

B. These fees are to be assessed on a fiscal year beginning on July 1, 2014.

C. The fees must be paid in advance on a quarterly basis (July 1, October 1, January 1, and April 1.

D. These fee payments do not include payments by Tesla for additional plan reviews and inspections that are performed by outside contractors.

E. During any year of the term of this abatement, the county may increase the annual fee charged to Tesla during such year, with Tesla's prior consent and approval, upon a showing by the county to Tesla that the permitting, plan review and inspection activities required by Tesla during such year have placed an extraordinary burden on county personnel.

F. Any abatement of fees by the County does not limit in any manner the discretion of the County in the permitting approval process, and does not relieve the participant from the obligation to obtain all necessary permits, entitlements and approvals for the construction of any Project.

3.50.250 Annual report.

The board, if it grants an abatement pursuant to this chapter, must submit an annual report to the governor and to the director of the Legislative Counsel Bureau for transmittal to the legislature that includes for the immediately preceding fiscal year:

A. The number of qualified projects located within the jurisdiction of the board for which a certificate of eligibility for transferable tax credits was approved.

B. The number and dollar amounts of the abatements granted by the board.

C. The number of persons within the jurisdiction of the board that were employed by each participant in a qualified project and the amount of wages paid those persons.

Proposed on _____, 2015.

by Commissioner _____

Passed on _____, 2015.

Vote: Ayes Commissioners _____

_____

_____

Nays Commissioners _____

_____

Absent Commissioners _____

_____
Marshall McBride, Chair
Storey County Board of County Commissioners

Attest:

_____
Vanessa Stephens
Clerk & Treasurer, Storey County

This ordinance will become effective on _____

Storey County Board of County Commissioners
Agenda Action Report

Meeting date: May 18, 2015 **Estimate of time required:** 10 Minutes

Agenda: Consent [ ] Regular agenda [X] Public hearing required [ ]

---

1. **Title:** DISCUSSION/POSSIBLE ACTION: Approve an Interlocal Agreement with Washoe County Senior Services for senior meals at the Lockwood Community/Senior Center.

2. **Recommended motion:** I move to approve the Interlocal Agreement between Storey County and Washoe County through its Department of Senior Services to furnish meals to senior citizens in the River District at the Lockwood Community/Senior Center.

3. **Prepared by:** Cherie Nevin
   Department: Community Services **Telephone:** 847-0986

4. **Staff summary:** An Interlocal Agreement with Washoe County Senior Services has been in place since the year 2000 to provide meals to senior citizens at the Lockwood Community/Senior Center located at 800 Peri Ranch Road. This contract being presented to you is simply a renewal of that existing agreement with a few minor changes as listed below:
   - Cost per meal has decreased by two cents
   - Clarified language in Item E relating to homebound deliveries

Storey County has been working with Washoe County since February 2014 to make changes to the agreement. Washoe County finally sent us the agreement for your approval on April 30, 2015. Please note that this contract is effective from October 1, 2014 through September 30, 2016.

5. **Supporting materials:** Interlocal Agreement

6. **Fiscal impact:** YES

   Funds Available: Fund: 001-116-57009-147 ____ Comptroller

7. **Legal review required:** AML District Attorney

8. **Reviewed by:**
   CW Department Head Department Name: Commissioner's Office
   ____ County Manager Other agency review: _____

9. **Board action:**
   [ ] Approved [ ] Approved with Modifications
   [ ] Denied [ ] Continued

Agenda Item No.

INTERLOCAL AGREEMENT

THIS AGREEMENT dated this _____ day of _____, 2015, by and between the County of Storey, a political subdivision of the State of Nevada, hereinafter "Storey," and Washoe County, a political subdivision of the State of Nevada, through its Department of Senior Services, hereinafter "Washoe":

WITNESSETH

WHEREAS, Storey desires to furnish meals to its senior citizens in the River District area which is close to Sparks and Reno, and

WHEREAS, Washoe has the closest kitchen to furnish said meals and is willing to do so with conditions.

WHEREAS, NRS 227.180 authorized public agencies to contract with one another to perform any governmental service, activity, or undertaking which any of the public agencies entering into the contract is authorized by law to perform; and

WHEREAS, Storey and Washoe are public agencies within the meaning of the NRS 277.180;

NOW THEREFORE, in consideration of the aforesaid premises, and the good and valuable consideration, Storey and Washoe mutually agree as follows:

A. Storey agrees to purchase an average of twenty (20) or more meals per day over a five-day week, Monday through Friday, from Washoe.

B. Storey agrees to pay the current rate Washoe has negotiated in their Food Management Services agreement. The rate effective May 1, 2015 is three dollars and 676 hundredths cent ($3.676) per meal. Washoe will notify Storey in writing if there is a future rate increase or decrease and will provide a minimum of thirty (30) calendar days notice before the new rate will take effect.

C. Storey guarantees funding will come from Storey County.

D. Washoe agrees to furnish said number of meals or more per day for said price.

E. Washoe agrees to deliver the meals to the Lockwood Community Center 800 Peri Ranch Rd, Sparks, Nevada, 89434, Storey agrees to deliver meals to qualified homebound persons over sixty (60) years of age who live in the River District area in compliance with the State of Nevada Aging and Disability Services Division Service Specifications for Nutrition Service.

F. This agreement shall not become effective until and unless ratified and approved by both Washoe and Storey.

G. The term period of the contract is from October 1, 2014 through September 30, 2016.

H. All written notices of termination or potential termination of this agreement shall be delivered to the following persons via U.S. mail at the addresses shown and shall be deemed received three days after they are sent.

Storey County	**County Commissioners** **P.O. Box 176** **Virginia City, NV 89440**
Washoe County	**Grady Tarbutton, Director** **Washoe County Senior Services** **1155 E. 9th St.** **Reno, NV 89512**

J. Neither party shall assign, transfer, nor delegate any of their rights, obligations, or duties under this Agreement without the prior written consent of the other party.

K. In the event that the governing body appropriating funds for Storey or Washoe fails to obligate the funds necessary to make payments or provide services beyond Storey or Washoe's then current fiscal period, this Agreement shall be terminated without penalty, charge, or sanction.

L. Either party may terminate this Agreement by giving the other party written notice of intent to terminate. Th notice must specify a day upon which the termination will be effective, which date may not be less than thirty (30) calendar days from the date of the mailing notice.

M. To the extent allowed by law, Storey agrees to indemnify, save, and hold harmless Washoe from any and all claims, causes of action or liability arising from any negligent act, failure to act, error or omission in the performance of this Agreement by Storey or its agents or employees. Similarly, to the extent allowed by law, Washoe agrees to indemnify, save, and hold harmless Storey from any and all claims, causes of action or liability arising from any negligent act, failure to act, error or omission in the performance of this Agreement by Washoe or its agents or employees.

N. The laws of the State of Nevada shall be applied in interpreting and construing this Agreement. Any action arising out of or relating to this Agreement shall be commenced in Washoe County.

O. The illegality or invalidity of any provision or portion of this Agreement shall not affect the validity of the remainder of the Agreement.

P. This Agreement constitutes the full and final agreement between the parties and supersedes any previous agreement. This Agreement shall not be modified unless in writing and signed by both parties.

Q. It is not intended, and this Agreement shall not be construed, to provide any entity or person not a party to this Agreement with any benefits or to obligate the parties to this Agreement to any entity or persons not a party to this Agreement.

_____
Date

_____
Marshall McBride, Chairman
Storey County Commission

ATTEST:

_____
Date

_____
Vanessa Stephens
Storey County Clerk

Approved as to form:

_____
Date

_____
Chair
Washoe County Commission

ATTEST:

_____
Date

_____
Washoe County Clerk

2015 – 2016

BUDGET

GENERAL FUND

REVENUE/EXPENSE

SUMMARY

FUND 001 GENERAL

Account #	Account Description	2013 Actual	2014 Actual	2015 Budget	2015 To Date	2015 Estimated	2016 Prelim.	2016 Tentative	2016 Approved
31	AD VALOREM								
31001-000									
31100-000	AD VALOREM CURRENT YEAR	2,161,130.40	1,983,398.27	5,102,717.00	1,517,663.33	5,102,717.00	5,200,000.00	5,176,669.00	5,176,669.00
31100-500	TAHOE RENO INDUSTRIAL	2,677,430.02	2,752,814.71		2,085,572.71				
31101-000	AD VALOREM-ASSESSOR	565,682.99	588,547.53	1,479,048.00	14,491.83	1,479,048.00	2,300,000.00	1,774,858.00	1,774,858.00
31101-500	TAHOE RENO INDUSTRIAL	671,891.12	732,157.63		267,982.12				
31103-000	DELINQUENT FIRST YEAR	46,474.22	30,958.37		12,375.33				
31103-500	TAHOE RENO INDUSTRIAL	22,711.96	25,096.79		15,024.87				
31105-000	DELINQUENT PRIOR YEARS	59,874.61	26,200.56		32,875.61				
31105-500	TAHOE RENO INDUSTRIAL		14,209.28		11,208.61				
31107-000	YOUTH SERVICES	21,086.05	20,894.64	20,847.00	11,811.12	20,847.00	23,000.00	23,000.00	23,000.00
31108-000	STATE-CENTRALLY ASSESSED	1,737,285.43	1,716,208.30	1,626,954.00	622,522.10	1,626,954.00	1,700,000.00	1,848,811.00	1,848,811.00
31	TOTAL ****** AD VALOREM	7,963,566.80	7,890,486.08	8,229,566.00	4,591,527.63	8,229,566.00	9,223,000.00	8,823,338.00	8,823,338.00
32	LICENSES/PERMITS								
32101-000	MERCHANDISE LICENSES	70,336.75	93,664.52	130,000.00	31,574.00	130,000.00	200,000.00	200,000.00	200,000.00
32101-500	TAHOE RENO INDUSTRIAL	35,167.75	83,661.50		18,580.00				
32102-000	LIQUOR LICENSES	190.00		5,000.00	1,350.00	5,000.00	2,800.00	2,800.00	2,800.00
32103-000	GAMING LICENSES - CO	1,395.00		5,000.00	750.00	5,000.00	1,500.00	1,500.00	1,500.00
32104-000	PROSTITUTION LICENSES	71,139.00		75,000.00	40,600.00	75,000.00	75,000.00	75,000.00	75,000.00
32105-000	UTILITIES FEES	156,426.41	174,610.43	160,000.00	89,031.30	160,000.00	175,000.00	175,000.00	175,000.00
32106-000	CABARET LICENSES			300.00	300.00	300.00	650.00	650.00	650.00
32108-000	FRANCHISE TAX	62,128.96	59,371.66	65,000.00	31,291.00	65,000.00	65,000.00	65,000.00	65,000.00
32205-000	BLDG PERMITS	55,832.63	76,513.44	250,000.00	13,449.82	250,000.00	680,000.00	680,000.00	680,000.00
32205-500	TAHOE RENO INDUSTRIAL	185,291.63	581,374.36		513,127.21				
32206-000	BLDG DEPT SPEC USE/VAR	7,465.00	7,352.00		13,190.50		10,000.00	10,000.00	10,000.00
32206-500	TAHOE RENO INDUSTRIAL	4,400.00							
32	TOTAL ****** LICENSES/PERMITS	649,773.13	1,076,547.91	690,300.00	726,344.19	690,300.00	1,209,950.00	1,209,950.00	1,209,950.00
33	STATE / FEDERAL REVENUE								
33300-000	FED PYMTS IN LIEU OF TXS	35,261.04	37,402.00	30,000.00		30,000.00	36,000.00	36,000.00	36,000.00
33400-000	FEDERAL GRANTS	3,205.81						20,000.00	20,000.00
33400-142	EMERGENCY MANAGEMENT	20,679.00	20,292.00	20,000.00	18,468.00	20,000.00	20,292.00	20,292.00	20,292.00
33400-148	LIBRARY								
33400-153	STOP GRANT	3,913.04							
33400-156	OTS	2,765.73	2,322.45						
33400-177	RISK MANAGEMENT								
33502-000	CIGARETTE TAX	17,165.18	16,107.44	16,000.00	7,980.34	16,000.00	14,513.00	16,000.00	16,000.00
33503-000	LIQUOR TAX	5,221.35	5,253.10	5,000.00	2,771.49	5,000.00	5,224.00	5,500.00	5,500.00
33504-000	GAMING LICENSE - STATE	135,704.23	137,620.76	150,000.00	6,243.64	150,000.00	130,000.00	130,000.00	130,000.00
33505-000	RPTT 1.10 PAYBACK-STATE	55,082.51	69,708.44	50,000.00	23,405.25	50,000.00	72,615.00	60,000.00	60,000.00
33506-000	BASIC CCRT	327,685.29	409,361.40	340,000.00	243,889.70	340,000.00	477,158.00	500,000.00	500,000.00
33507-000	SCCRT	459,698.17	450,566.80	450,000.00	224,532.24	450,000.00	450,000.00	450,000.00	450,000.00
33509-000	MOTOR VEH PRIVILEGE TAX	261,513.42	279,880.78	265,000.00	160,141.78	265,000.00	303,761.00	300,000.00	300,000.00
33	TOTAL ****** STATE / FEDERAL REVENUE	1,327,894.77	1,428,515.17	1,326,000.00	687,432.44	1,326,000.00	1,509,563.00	1,537,792.00	1,537,792.00
34	CHARGES FOR SERVICES								

FUND 001 GENERAL

Account #	Account Description	2013 Actual	2014 Actual	2015 Budget	2015 To Date	2015 Estimated	2016 Prelim.	2016 Tentative	2016 Approved
34000-000									
34101-000	CLERK FEES	5,812.34	6,786.86	6,000.00	4,038.42	6,000.00	8,000.00	8,000.00	8,000.00
34102-000	RECORDER FEES	31,182.53	28,707.53	30,000.00	16,630.38	30,000.00	35,000.00	35,000.00	35,000.00
34102-500	TAHOE RENO INDUSTRIAL	1,360.00	2,408.00		1,595.00				
34104-000	ASSESSOR FEES/COMMISSION	186,219.67	196,710.28	165,000.00	52,014.81	165,000.00	110,000.00	190,000.00	190,000.00
34107-000	BUILDING DEPT FEES	3,440.00	5,080.00	6,000.00	3,400.00	6,000.00	6,000.00	6,000.00	6,000.00
34108-000	GEN'L GOV'T - OTHER								
34110-000	CANDIDATE FILING FEE		1,540.00						
34113-000	SPECIAL EVENTS	2,805.00							
34117-000	GIS FEES	2,054.00	611.35		400.00				
34119-000	BILLING-CONTRACT REIMB	85,450.64	24,287.30	31,000.00	12,093.91	31,000.00	20,000.00	20,000.00	20,000.00
34120-000	CONTRACT REIMB COMM SERV								
34200-000	DISTRICT COURT FEES	15,871.00	14,740.00	13,000.00	10,745.50	13,000.00	16,000.00	16,000.00	16,000.00
34204-000	JUSTICE COURT FEES	9,817.60	9,520.50	7,000.00	4,162.88	7,000.00	5,000.00	5,000.00	5,000.00
34218-000	DISTRICT CT JURY FEES	320.00	640.00	1,000.00		1,000.00			
34245-000	JUSTICE CT-PUB.DEFENDER	1,703.00	1,263.75						
34301-000	JAIL FEES			1,000.00	559.47	1,000.00			
34302-000	SHERIFF'S FEES	33,212.50		40,000.00	20,008.21	40,000.00	40,000.00	40,000.00	40,000.00
34304-000	DOG CONTROL	1,135.00		1,000.00	195.00	1,000.00			
34309-000	SHERIFF GARNISHMENT FEES	2,877.42	2,572.29		1,727.97				
34601-000	PARK FACILITIES FEES	100.00	800.00	500.00	100.00	500.00	500.00	500.00	500.00
34602-000	SWIM POOL PASSES/ADMITNC	14,407.00	13,665.40	12,000.00	8,705.93	12,000.00	14,000.00	14,000.00	14,000.00
34608-000	SWIM POOL LESSONS								
34609-000	SWIM POOL - CONCESSIONS	3,121.33	2,699.76	4,000.00	1,449.67	4,000.00	4,000.00	4,000.00	4,000.00
34802-000	IMPORT TONNAGE FEES	372,969.00	390,937.84	365,000.00	250,139.74	365,000.00	468,000.00	468,000.00	468,000.00
34	TOTAL ******								
	CHARGES FOR SERVICES	767,463.19	702,970.86	682,500.00	387,966.89	682,500.00	726,500.00	806,500.00	806,500.00
35	FINES AND FORFEITS								
35101-000	CHEM ANAL/FORENSIC/BIOL	2,398.50	1,180.11	1,000.00	852.00	1,000.00	2,000.00	2,000.00	2,000.00
35103-000	JUVENILE FINES/ASSMNTS	1,790.00	1,304.00	1,000.00	638.00	1,000.00	1,000.00	1,000.00	1,000.00
35107-000	DISTRICT FINE	782.00	450.00	500.00	285.00	500.00	500.00	500.00	500.00
35109-000	JAIL COURT FINES			70,000.00	26,945.00	70,000.00		60,000.00	60,000.00
35111-000	JUSTICE COURT FACILITY	7,634.00	5,945.00	6,000.00	2,740.00	6,000.00	6,000.00	6,000.00	6,000.00
35114-000	JOP-AA STATE GENERAL								
35200-000	FORFEITS	9,906.25							
35	TOTAL ******								
	FINES AND FORFEITS	22,510.75	8,879.11	78,500.00	31,460.00	78,500.00	9,500.00	69,500.00	69,500.00
36	MISCELLANEOUS REVENUE								
36100-000	INTEREST EARNINGS	35,769.61	42,067.55	30,000.00	29,977.74	30,000.00	50,000.00	50,000.00	50,000.00
36200-000	RENTS - ROYALTIES	31,415.75	30,400.99	31,000.00	23,189.79	31,000.00	40,000.00	40,000.00	40,000.00
36201-000	TAYLOR GRAZING		18.86						
36203-000	RENTS - COUNTY BUILDINGS								
36400-000	CONTRIB/DONATIONS PRVTE		337.26		104.98				
36400-176	SCSO WECARE	2,050.00	100.00						
36408-000	INJURED ANIMAL FUND								
36409-000	SENIOR CENTER NORTH CO	1,377.84							
36500-000	MISC - OTHER	10,270.80	21,640.54	5,000.00	434.97	5,000.00	5,000.00	5,000.00	5,000.00
36500-154	USDA FUELS MANAGEMENT		825.00						
36506-000	OVERPAYMENT	378.48	1,217.55		470.22				

FUND 001 GENERAL

Account #	Account Description	2013 Actual	2014 Actual	2015 Budget	2015 To Date	2015 Estimated	2016 Prelim.	2016 Tentative	2016 Approved
36510-000	PENALTY CURRENT YEAR	34,617.33	52,357.02		8,321.17				
36512-000	AD VAL PENALTY-1YR DELQ	28,950.80	18,495.40		7,979.33				
36514-000	AD VAL PENALTY-PRIOR YRS	40,413.65	30,070.73		37,295.85				
36516-000	BUS LIC PENALTIES	934.90	7,001.60	2,000.00	865.00	2,000.00			
36517-000	CHECK/FRAUD/NSF								
36530-000	REFUNDS	4,538.12	5,150.06		696.93				
36540-000	EQUIPMENT SALES	275.50	646.25						
36540-107	BLDG MAINT - VC SENIOR								
36555-000	PROP SALES HOLDING ACCT	19.00			197,440.90				
36565-000	WILDLIFE MANAGEMENT		100.00						
36600-000	INSURANCE CLAIM REIMBURS	7,523.96	1,164.62						
36	TOTAL ******								
	MISCELLANEOUS REVENUE	197,778.78	209,943.43	68,000.00	306,776.88	68,000.00	95,000.00	95,000.00	95,000.00
37	INTERFUND TRANSFER								
37200-000	INTERFUND TRANSFER	25,000.00	112,678.49						
37203-000	TRANSFER FROM GENERAL								
37208-000	TRANFER FROM INDIGENT	291.00							
37	TOTAL ******								
	INTERFUND TRANSFER	25,291.00	112,678.49						
FUND 001	TOTAL *********								
	GENERAL	10,954,278.42	11,430,021.05	11,074,866.00	6,731,508.03	11,074,866.00	12,773,513.00	12,542,080.00	12,542,080.00

GENERAL FUND
REVENUE and EXPENDITURE
SUMMARY

5/8/2015					
General Accounts	**2013-14**	**2014-15**	**2015-16**	**2015-16**	Inc/Dec
	Actual	**Final**	**TENTATIVE**	**FINAL**	to 14/15
	Audit				
Revenues					
Taxes (Secured + Unsecured)	6,153,384	6,581,765	6,951,527	6,951,527	
Centrally Asssessed	1,716,208	1,626,954	1,848,811	1,848,811	
Youth Services	20,895	20,847	23,000	23,000	
License & Permits	1,076,548	690,300	1,209,950	1,209,950	
Intergovernmental	1,428,514	1,326,000	1,537,792	1,537,792	
Charges for Services	708,916	682,500	806,500	806,500	
Fines	2,934	78,500	69,500	69,500	
Interest & Misc	42,068	30,000	95,000	95,000	
Misc	167,877	38,000	0	0	
Prior year adj					
Total Revenues	**11,317,344**	**11,074,866**	**12,542,080**	**12,542,080**	13.2%
EXPENDITURES					
Clerk/Treasurer					
Salaries/Wages	170,034	177,917	186,898	187,532	
Benefits	89,165	88,682	104,061	97,239	
Service & Supplies	74,990	69,200	89,250	77,250	
Capital Outlay	9,243	1,500	0	0	
	343,432	337,299	380,209	362,021	7.3%
District Court					
Salaries/Wages	0				
Benefits	0				
Service & Supplies	115,967	126,100	147,845	147,845	
Capital Outlay			30,359	0	
	115,967	126,100	178,204	147,845	17.2%
Recorder					
Salaries/Wages	127,534	136,231	160,692	160,692	
Benefits	65,867	67,909	75,305	75,305	
Service & Supplies	57,474	55,900	59,400	59,400	
Capital Outlay	0	3,500	0	0	
	250,875	263,540	295,397	295,397	12.1%
Assessor					
Salaries/Wages	198,145	222,243	262,266	243,918	
Benefits	91,575	101,526	141,384	137,713	
Service & Supplies	31,957	39,800	40,850	40,850	
Capital Outlay	0				
	321,677	363,569	444,500	422,481	16.2%
Bldg & Grounds					
Salaries/Wages	122,935	127,978	132,605	132,605	
Benefits	74,533	62,857	75,946	75,946	
Service & Supplies	196,770	118,600	136,500	128,500	
Capital Outlay	0	82,000	91,000	70,000	
	394,238	391,435	436,051	407,051	4.0%

GENERAL FUND
REVENUE and EXPENDITURE
SUMMARY

General Accounts	2013-14	2014-15	2015-16	2015-16	Inc/Dec
	Actual	Final	TENTATIVE	FINAL	to 14/15
	Audit				
Pool & Parks					
Salaries/Wages	50,311	57,287	57,567	57,567	
Benefits	14,659	13,036	13,527	13,527	
Service & Supplies	36,894	53,900	47,800	47,800	
Capital Outlay	0	8,000	45,000	45,000	
	101,864	132,223	163,894	163,894	24.0%
Service Dept					
Salaries/Wages	134,317	147,476	152,447	152,447	
Benefits	63,217	67,172	71,346	71,346	
Service & Supplies	47,182	50,550	55,550	55,550	
Capital Outlay	0	7,400	0	0	
	244,716	272,598	279,343	279,343	2.5%
Community Development					
Salaries/Wages	253,445	288,718	341,656	333,598	
Benefits	118,130	126,414	170,470	168,587	
Service & Supplies	36,585	51,150	78,100	88,700	
Capital Outlay	0	27,100	0	0	
	408,160	493,382	590,226	590,885	19.8%
DA					
Salaries/Wages	232,297	288,077	290,344	290,344	
Benefits	95,974	116,420	116,274	116,274	
Service & Supplies	69,108	85,650	176,175	127,575	
Capital Outlay	6,366	6,000	0	0	
Debt Service	5,350	4,834	4,834	4,834	
	409,095	500,981	587,627	539,027	7.6%
JOP					
Salaries/Wages	155,738	160,673	163,573	163,573	
Benefits	95,698	95,825	100,325	100,325	
Service & Supplies	24,060	24,300	23,800	22,850	
Capital Outlay	0	0			
	275,496	280,798	287,698	286,748	2.1%
Communications					
Salaries/Wages	417,554	439,442	468,284	468,284	
Benefits	226,964	231,053	228,219	228,219	
Service & Supplies	78,387	44,325	55,800	52,200	
Capital Outlay	5,923	29,400	36,000	36,000	
	728,828	744,220	788,303	784,703	5.4%
IT Dept					
Salaries/Wages	190,598	204,296	209,355	209,355	
Benefits	98,402	107,720	113,807	113,807	
Service & Supplies	89,503	77,700	111,220	98,220	
Capital Outlay	56,095	53,400	106,150	91,150	
	434,598	443,116	540,532	512,532	15.7%

GENERAL FUND
REVENUE and EXPENDITURE
SUMMARY

General Accounts	2013-14 Actual Audit	2014-15 Final	2015-16 TENTATIVE	2015-16 FINAL	Inc/Dec to 14/15
Comptroller					
Salaries/Wages	214,646	168,671	222,946	222,946	
Benefits	77,912	80,060	106,106	106,106	
Service & Supplies	55,793	66,600	77,300	77,300	
Capital Outlay	0	3,000	0	0	
	348,351	318,331	406,352	406,352	27.7%
Emg Management					
Salaries/Wages	82,356	21,678	21,678	21,678	
Benefits	39,585	18,112	18,599	18,599	
Service & Supplies	12,681	14,800	18,900	18,900	
Capital Outlay					
	134,622	54,590	59,177	59,177	8.4%
Community Service					
Salaries/Wages	88,394	84,493	86,729	86,729	
Benefits	41,933	30,439	32,536	32,536	
Service & Supplies	357,260	516,100	626,000	627,000	
Capital Outlay		0	0	0	
	487,587	631,032	745,265	746,265	18.3%
Sheriff/Jail					
Salaries/Wages	1,273,937	1,659,766	1,846,071	1,770,935	
Benefits	784,220	1,031,122	1,118,554	1,078,619	
Service & Supplies	234,463	248,300	377,500	315,000	
Capital Outlay	0	277,000	175,000	90,000	
Debt Service	10,700	9,666	12,000	12,000	
	2,303,320	3,225,854	3,529,125	3,266,554	1.3%
Commissioners					
Salaries/Wages	322,410	327,060	329,876	329,876	
Benefits	179,201	187,859	187,871	187,871	
Service & Supplies	49,852	49,300	64,100	64,100	
Capital Outlay					
	551,463	564,219	581,847	581,847	3.1%
Administrative					
Salaries/Wages	64,924	105,870	109,661	100,357	
Benefits	39,308	184,251	184,426	179,246	
Service & Supplies	683,853	714,800	793,000	806,400	
Capital Outlay	0	11,000	14,000	14,000	
	788,085	1,015,921	1,101,087	1,100,003	8.3%
Health & Human Services					
Salaries/Wages		5,566	5,761	5,761	
Benefits		2,494	2,678	2,678	
Service & Supplies	30,100	65,600	128,910	105,044	
	30,100	73,660	137,349	113,483	54.1%

GENERAL FUND
REVENUE and EXPENDITURE
SUMMARY

General Accounts	2013-14	2014-15	2015-16	2015-16	Inc/Dec
	Actual	Final	TENTATIVE	FINAL	to 14/15
	Audit				
Planning					
Salaries/Wages	123,703	114,562	164,017	154,129	
Benefits	38,951	36,066	56,768	51,160	
Service & Supplies	23,722	27,300	76,800	76,800	
Capital Outlay					
	186,376	177,928	297,585	282,089	58.5%
Contingency (no<3% of Expense)	0	312,324	354,893	340,431	
Transfer In	112,678	**-92,059**			
Transfer Out					
Roads	200,000	300,000	300,000	300,000	
Jail	56,000	0			
TRI-Payback(incl jail)	407,000	425,000	715,000	715,000	
Fire	12,000				
Prior Period adj	57,446				
Notes Payable (SO/DA)		35,500			
To Capital Projects	110,820	2,500,000	0	0	
Total Transfer	843,266	3,260,500	1,015,000	1,015,000	
Total Expense	9,702,116	13,983,620	13,199,664	12,703,128	-9.2%
Revenue vs Expense	1,615,228	-2,908,754	-657,584	-161,048	
Beginning Fund Bal	7,545,820	9,068,989	6,160,235	6,160,235	
Ending Fund Bal	9,161,048	6,160,235	5,502,651	5,999,187	

MISC. PAYROLL

Retirement Board

Mark R. Vincent
Chairman
Chris Collins
Vice Chairman

Al Martinez
Rusty McAllister
Andrew Noriega
David Olsen
Katherine Ong

PUBLIC EMPLOYEES' RETIREMENT SYSTEM
NVPERS
DEDICATED TO THOSE WHO SERVE NEVADA

Executive Staff

Tina M. Lewis
Executive Officer

Cheryl Price
Operations Officer

Steve Edmundson
Investment Officer

Memorandum

To: Public Employers

From: Cheryl Price, Operations Officer CPrice

Date: November 24, 2014

Re: Retirement Contribution Rates – Guidelines for Implementing Changes in Rate of Retirement Contributions Beginning July 1, 2015

At its November 19, 2014 meeting, the Retirement Board approved the June 30, 2014, actuarial valuation report submitted by the System's actuary. The report reflects the actuarially determined contribution rates needed to fund the System on an actuarial reserve basis for both Employer-pay (EPC) and Employee/Employer contribution plans.

Contribution rates for Regular members contributing under the Employee/Employer and EPC plans are scheduled to increase. There will also be an increase in the rate for Volunteer Fire members. All rate changes are effective with the first monthly retirement reporting period beginning on or after July 1, 2015. Each employer will receive a detailed letter explaining the specific date and contribution report to begin the rates for each employee group.

The contribution rates for Regular members under the EPC plan will increase from **25.75%** to **28.00%** and the contribution rate for Regular members under the Employee/Employer plan will increase from **13.25%** to **14.50%**. The contribution rates for Police/Fire members under the EPC and the Employee/Employer plans will remain the same. The guidelines listed on the following page should be used to implement the contribution rate changes and for the adjustment to your EPC compensation schedules. A certification form will be sent to each public employer to document the method in which their EPC compensation schedules are adjusted. +2.25%

5820 S. Eastern Avenue, Suite 220
Las Vegas, NV 89119
(702) 486-3900
Fax: (702) 678-6934

693 W. Nye Lane
Carson City, NV 89703
(775) 687-4200
Fax: (775) 687-5131

7455 W. Washington Avenue, Suite 150
Las Vegas, NV 89128
(702) 486-3900
Fax: (702) 304-0697

Toll Free: 1-866-473-7768 Website: www.nvpers.org

Contribution Rate Changes – Employee/Employer Contribution Plan

Regular Members – Increase contribution rate to 14.50%

Contribution Rate Changes – Employer-Pay Contribution (EPC) Plan

Regular Members – Increase contribution rate to 28.00%

Volunteer Fire Members – Increase contribution rate to 29.00%

EPC Compensation Schedule Adjustments

If on the effective date of the contribution rate increase:

1. Regular members are not receiving a pay increase, your current EPC compensation schedule should be reduced by **1.125%**. The member in this case is paying his portion of the rate increase by salary reduction.

2. Regular members are scheduled to receive a pay increase of **1.125%**, this will offset the increase in the contribution rate. The member in this case is paying his portion of the rate increase in lieu of an equivalent pay increase.

3. Regular members are receiving a pay increase greater than **1.125%**.

   (a) First, raise your current EPC compensation schedule by the percentage or dollar amount of the pay increase, and then,
   (b) Reduce the schedule by **1.125%**.

   The member in this case is paying his portion of the rate increase by salary reduction.

Please direct any questions you may have regarding the changes to the rates of contributions or adjustments to your EPC compensation schedule to Sonya Hellwinkel, Director of Employer & Production Services at (775) 687-4200 extension 269 or Charyl Lacombe, Manager of Employer Services at (775) 687-4200 extension 228.

CLERK TREASURER

STOREY COUNTY
ESTIMATED EXPENDITURES FOR 2016

Account #	Account Description	2013 Actual	2014 Actual	2015 Budget	06/2015 To Date	2015 Estimated	2016 Dpt Req	2016 Tentative	2016 Approved
DEPT 102	CLERK TREASURER								
51	SALARY DIRECT EXPENSE								
51010-000	SALARIES & WAGES	164,211.74	163,125.82	170,309.00	128,816.88	170,309.00	178,021.00	178,021.00	178,021.00
51011-000	OVERTIME		5.12-		4,745.98				
51020-000	LONGEVITY	6,011.08	6,912.83	7,608.00	6,535.39	7,608.00	8,877.00	8,877.00	9,511.00
510 TOTAL	SALARY DIRECT EXPENSE	170,222.82	170,033.53	177,917.00	140,098.25	177,917.00	186,898.00	186,898.00	187,532.00
51 TOTAL	SALARY DIRECT EXPENSE	170,222.82	170,033.53	177,917.00	140,098.25	177,917.00	186,898.00	186,898.00	187,532.00
52	FRINGE BENEFITS								
52010-000	PERS	37,579.78	44,397.25	44,557.00	35,618.20	44,557.00	50,917.00	50,917.00	51,094.00
52011-000	PACT	3,851.72	4,283.82	8,805.00	3,251.09	8,805.00	8,818.00	8,818.00	8,818.00
52012-000	HEALTH INSURANCE	30,103.79	37,875.81	32,418.00	28,414.47	32,418.00	41,282.00	41,282.00	34,274.00
52013-000	MEDICARE	2,285.87	2,476.76	2,580.00	1,962.85	2,580.00	2,710.00	2,710.00	2,719.00
52014-000	SOCIAL SECURITY		131.49	322.00	34.34	322.00	334.00	334.00	334.00
520 TOTAL	FRINGE BENEFITS	73,821.16	89,165.13	88,682.00	69,280.95	88,682.00	104,061.00	104,061.00	97,239.00
52 TOTAL	FRINGE BENEFITS	73,821.16	89,165.13	88,682.00	69,280.95	88,682.00	104,061.00	104,061.00	97,239.00
53	OPERATIONAL EXPENSES								
53010-000	POSTAGE		12,166.87	4,700.00	3,332.40	4,700.00	4,700.00	4,700.00	4,700.00
53011-000	OFFICE SUPPLIES	4,721.35	5,999.25	6,000.00	3,155.38	6,000.00	6,000.00	6,000.00	6,000.00
53012-000	TELEPHONE	1,507.41	1,665.81	1,600.00	1,420.70	1,600.00	1,600.00	1,600.00	1,600.00
53013-000	TRAVEL	1,287.01	508.82	1,500.00	1,134.73	1,500.00	1,500.00	1,500.00	1,500.00
53014-000	DUES & SUBSCRIP.	504.00	682.00	600.00	183.00	600.00	500.00	500.00	500.00
53015-000	ELECTION EXPENSE	12,395.50	10,325.49	20,000.00	10,848.28	20,000.00	15,000.00	15,000.00	13,000.00
53016-000	EQUIPMENT MAINTENANCE	635.00	734.00	1,000.00	885.00	1,000.00	1,000.00	1,000.00	1,000.00
53027-000	RENTS AND LEASES	1,298.98	6,329.49	7,400.00	4,656.94	7,400.00	8,500.00	8,500.00	8,500.00
53029-000	TRAINING	905.00	713.00	1,500.00	600.00	1,500.00	1,500.00	1,500.00	1,500.00
53031-000	BANK CHARGES		14,869.58	10,000.00	10,619.03	10,000.00	10,000.00	10,000.00	10,000.00
53035-000	RECORD MANAGEMENT	1,390.97	5,791.54	5,000.00	6,853.68	5,000.00	25,000.00	25,000.00	15,000.00
53070-000	PROFESSIONAL SERVICES	13,400.00	13,705.00	9,900.00	2,495.00	9,900.00	11,450.00	11,450.00	11,450.00
530 TOTAL	SERVICES & SUPPLIES	38,045.22	73,490.85	69,200.00	46,184.14	69,200.00	86,750.00	86,750.00	74,750.00
53401-159	JAVS CLERK & JOP	2,365.00							
534 TOTAL	FEDERAL GRANTS	2,365.00							
53 TOTAL	OPERATIONAL EXPENSES	40,410.22	73,490.85	69,200.00	46,184.14	69,200.00	86,750.00	86,750.00	74,750.00
54	GENERAL GOVERNMENT								
54010-000	CAPITAL OUTLAY		9,243.00		6,015.91		1,000.00	1,000.00	1,000.00
540 TOTAL	CAPITAL OUTLAY		9,243.00		6,015.91		1,000.00	1,000.00	1,000.00

Account #	Account Description	2013 Actual	2014 Actual	2015 Budget	06/2015 To Date	2015 Estimated	2016 Dpt Req	2016 Tentative	2016 Approved
54160-000	COMPUTER EQUIPMENT	1,449.55	1,499.08	1,500.00		1,500.00	1,500.00	1,500.00	1,500.00
541 TOTAL	EQUIPMENT ADMINISTRATION	1,449.55	1,499.08	1,500.00		1,500.00	1,500.00	1,500.00	1,500.00
54 TOTAL	GENERAL GOVERNMENT	1,449.55	10,742.08	1,500.00	6,015.91	1,500.00	2,500.00	2,500.00	2,500.00
DEPT 102 TOTAL	CLERK TREASURER	285,903.75	343,431.59	337,299.00	261,579.25	337,299.00	380,209.00	380,209.00	362,021.00
Net Rev to Expense	Fund: 001	1,238,195.99	1,785,354.01		371,838.65-				

STOREY COUNTY CLERK-TREASURER
VANESSA STEPHENS

March 5, 2015

Board of Commissioners
Chairman McBride
Vice-Chairman Gilman
Commissioner McGuffey

RE: 2016 Budget

Honorable Board,

Thank you for allowing me the opportunity to present the budget request for the departments that falls under my purview as Clerk and Treasurer for Storey County. I have broken down each department by individual accounts.

Please do not hesitate to contact me should you have any questions regarding this budget request or the functions of my office.

Sincerely,

Vanessa Stephens

Vanessa Stephens
Clerk & Treasurer
Storey County, NV

Department 102 Clerk and Treasurer

Salary and Benefits: The Clerk and Treasurer's office has a staffing structure that includes me and two full time deputies. The budget request for this year does allow for the continued use of additional administrative assistant at 5 hours per week. This position is being utilization in the preparation of board minutes.

Postage: The postage for this office includes bi-weekly mailing of accounts payable checks, payroll checks, annual tax bills, quarterly delinquent notices, monthly fictitious

P.O. DRAWER C, 26 SOUTH B STREET, VIRGINIA CITY, NEVADA 89440 PH: (775) 847-0969 FX: (775) 847-0921 WWW.STOREYCOUNTY.ORG

firm name notices, district court filings, public records request and miscellaneous correspondence. I am requesting $4,700 to cover the postage costs of this office; there is no change from the prior year.

Office Supplies: This line item includes the day to day supplies required for the department plus the expense of envelopes for the mailings mentioned under postage. The request for the 2016 year remains the same at $6,000.

Telephone: The office has two main lines and one fax lines. There are no cell phone costs for this department. The requested expense is for $1,600, no change from the previous year.

Travel: There is no change in the request for travel from the previous year. The amount being requested is to allow for the department to attend the annual County Fiscal Officer's Association (CFOA) conference and Nevada NACO. Additionally the cost to attend district court and election training as it becomes available is included. The total amount requested is $1,500.

Dues and Subscriptions: The request includes the annual dues to various organizations such as NACO, CFOA and the National Association of County Records, Election Officials and Clerks (NACRC). No change for the 2016 budget cycle.

Election Expenses: The election cycle will begin in March of 2016 with candidate filings. This line item includes the cost for publications, ballots, supplies, mailings, election workers and sample ballots. The request has been decreased to $15,000. Please note there are several bills currently being heard by the Legislature that may impact this number. Items being discussed include same day voter registration, electronic poll books and changes in voter ID requirements.

Equipment Maintenance: Expenses included in the item is maintenance for the two scanners utilized by this office. There is no change from 2015; total amount requested is $1,000.

Rents/Leases and Purchases: Expenses from this account cover the maintenance and lease portion of the copier shared by the second floor of the Courthouse. Additionally this office will also be responsible for the lease payment for the postage machine. The total amount requested is $8,500.

Training: Under this line item the office is able to attend various trainings and conference offered by the origination we are members off. There is no change from the prior year; total amount requested is $1,500.

Bank Charges: Fees charged by the bank are expensed from this office. I am requesting $10,000 to cover expenses for the 2016 cycle.

Record Management: Many of the Clerk and Treasurer's records are stored at Offsite Data Depot, LLC in Carson City. This company provides a courier service when records are requested. The amount of access continues to grow as the number of public records requests grow. Additionally the Storey County District Court was audited in 2014 regarding the handling and storage of criminal files. The results of this audit had a major impact on the storage of our files. We are continuing to minimize the storage space needed and ease of access to files. For the 2016 year I am requesting a records management budget of $25,000.

Professional Services: Upgrades to the AS400 that are provided by ADS are accounted for under professional services. Upgrades for the 2016 year include enhancements to the following programs; secured tax collection, treasurer receipts, voter registration, jury selection, marriage licenses and miscellaneous index/fictitious firm name system. The requested amount is $11,450.

Computer Equipment: This office maintains 4 computer stations with a rotating annual update or replacement. The budget request for this year is $1,500.

DISTRICT COURT

STOREY COUNTY
ESTIMATED EXPENDITURES FOR

Account #	Account Description	2013 Actual	2014 Actual	2015 Budget	06/2015 To Date	2015 Estimated	2016 Dpt Req	2016 Tentative	2016 Approved
DEPT 112	DISTRICT COURT								
53	OPERATIONAL EXPENSES								
53016-000	EQUIPMENT MAINTENANCE	1,900.00	2,483.35	2,500.00	3,435.00	2,500.00			
53070-000	PROFESSIONAL SERVICES	44,807.40	47,188.98	51,000.00	42,831.93	51,000.00	52,000.00	52,000.00	52,000.00
530 TOTAL	SERVICES & SUPPLIES	46,707.40	49,672.33	53,500.00	46,266.93	53,500.00	52,000.00	52,000.00	52,000.00
53205-000	PAROLE YOUTH SERVICE	2,245.60	2,799.00	3,000.00	2,919.00	3,000.00	3,000.00	3,000.00	3,000.00
53206-000	COMMUNITY JUVENILE JUSTI			4,000.00		4,000.00	4,000.00	4,000.00	4,000.00
53207-000	YOUTH DETENTION			3,000.00		3,000.00	3,000.00	3,000.00	3,000.00
53208-000	MH ROOM/CASE PROBATION			2,000.00		2,000.00	2,000.00	2,000.00	2,000.00
53209-000	PRE-SENTENCE INVESTIGATE	1,659.50	3,410.74	1,800.00	2,629.16	1,800.00	1,800.00	1,800.00	1,800.00
532 TOTAL	INSURANCE/STATE FEES	3,905.10	6,209.74	13,800.00	5,548.16	13,800.00	13,800.00	13,800.00	13,800.00
53 TOTAL	OPERATIONAL EXPENSES	50,612.50	55,882.07	67,300.00	51,815.09	67,300.00	65,800.00	65,800.00	65,800.00
54	GENERAL GOVERNMENT								
54010-000	CAPITAL OUTLAY						30,359.00	30,359.00	
540 TOTAL	CAPITAL OUTLAY						30,359.00	30,359.00	
54241-000	INTERPRETERS			500.00		500.00	500.00	500.00	500.00
54242-000	JURORS		30.00-	6,000.00		6,000.00	6,000.00	6,000.00	6,000.00
54243-000	COURT REPORTING	688.64	724.85		459.20		500.00	500.00	500.00
54244-000	JUVENILE DETENTION	125.00	11,495.00	1,000.00	25,316.39	1,000.00	30,000.00	30,000.00	30,000.00
54245-000	PUBLIC DEFENDER	53,217.19	45,975.47	46,000.00	45,297.90	46,000.00	39,745.00	39,745.00	39,745.00
54247-000	CONFLICT ATTORNEY	3,200.00	1,920.00	5,000.00	5,370.00	5,000.00	5,000.00	5,000.00	5,000.00
542 TOTAL	COURT SYSTEM	57,230.83	60,085.32	58,500.00	76,443.49	58,500.00	81,745.00	81,745.00	81,745.00
54 TOTAL	GENERAL GOVERNMENT	57,230.83	60,085.32	58,500.00	76,443.49	58,500.00	112,104.00	112,104.00	81,745.00
55	FINES/FORFEITS								
55101-000	CHEM ANAL/FORENSIC/BIOL	2.50		300.00		300.00	300.00	300.00	300.00
551 TOTAL	FINES	2.50		300.00		300.00	300.00	300.00	300.00
55 TOTAL	FINES/FORFEITS	2.50		300.00		300.00	300.00	300.00	300.00
DEPT 112 TOTAL	DISTRICT COURT	107,845.83	115,967.39	126,100.00	128,258.58	126,100.00	178,204.00	178,204.00	147,845.00
Net Rev to Expense	Fund: 001	1,238,195.99	1,785,354.01		581,350.61-				

STOREY COUNTY CLERK-TREASURER
VANESSA STEPHENS

Department 112 District Court

Equipment Maintenance: Annual maintenance, support and upgrades of the JAVS system used by the court and various county boards is covered out of this account. The current system has reached the "end of life" phase and is need of an upgrade. The budget request for 2016 includes this upgrade; total request is for $30,359.

Professional Services: The First Judicial District Court encompasses Carson City and Storey County and is comprised of two departments. While the judges and their staff are based in Carson City our office utilizes their services, including two law clerks and a court administrator. Under an agreement with Carson City, Storey County contributes $1,250 per month per department, with an annual cost of $30,000. Additionally, professional services include access to Court View, enhancements to the AS400 District Court program and an annual payment for juvenile probation services. The total amount requested for the 2016 budget is $52,000.

Services and Supplies: This section of the budget includes Parole Youth Service, Community Juvenile Justice, Youth Detention, MH Room/Case Probation and Pre-Sentence Investigations. These are expenses that were passed down by the State Legislator for a variety of court related services provided by state agencies. The total request is $13,800.

Interpreters: Interpreters are called upon as ordered by the Judge. There is no change in the request from the prior year of $500.

P.O. DRAWER D, 26 SOUTH B STREET, VIRGINIA CITY, NEVADA 89440 PH (775) 847-0969 FX (775) 847-0921 WWW.STOREYCOUNTY.ORG

Jurors: This line item is used to cover the cost of jurors related to a trial. Currently we have any have three trials scheduled for the 2016 fiscal year. The request remains the same as last year at $6,000.

Juvenile Detention: Funds from this account are used to cover the cost of Storey County juvenile's placed in detention. The request has been dramatically increased from the prior year; the request is for $30,000. Unfortunately the number of juveniles held in custody has been on the rise. We are working on the possibility of passing on a portion of these fees to the defendants.

Public Defender: Storey County currently utilizes the public defender's office based in Carson City. The county is responsible for the cost of representing defendants in court. The budget request from the Public Defender is for $39,745.

Conflict Attorney: Conflict attorneys are called upon as ordered by the judges. There is no change in the request from the prior year of $5,000.

GENETIC MARKER TESTING

5/4/2015

Genetic Testing	2011/12	2012/13	2013-14	2014-15	2015-16	2015-16
	Actual	Actual	Actual	Tentative	Tentative	Final
Revenues	Audit	Audit	Audit	& Final		
Fines & Fees	5820	8103	6303	7100	6400	6400
Total Revenues	**5820**	**8103**	**6303**	**7100**	**6400**	**6400**
Expenditures						
Service & Supplies	277	0	1206	6000	6200	6200
Capital Outlay						
Total Expense	**277**	**0**	**1206**	**6000**	**6200**	**6200**
Revenue vs Expense	**5543**	**8103**	**5097**	**1100**	**200**	**200**
Beginning Fund Bal	12,679	18,222	26325	31422	32522	32522
Ending Fund Bal	18,222	26325	31422	32522	32722	32722

Report No: PB2800ST
Run Date : 05/04/15

STOREY COUNTY
PUBLIC BUDGET ACCOUNTING
REVENUE REPORT FOR THE MONTH OF: 12/14

REVENUE

FUND 180 GENETIC MARKER TESTING

Account #	Account Description	2013 Actual	2014 Actual	2015 Budget	2015 To Date	2015 Estimated	2016 Prelim.	2016 Tentative	2016 Approved
34	CHARGES FOR SERVICES								
34200-000	DISTRICT COURT FEES	6,908.00	4,587.00	5,000.00	2,614.00	5,000.00	5,000.00	5,000.00	5,000.00
34205-000	DISTRICT CRT FEES OTHER	15.00	10.00	100.00	10.00	100.00			
34	TOTAL ****** CHARGES FOR SERVICES	6,923.00	4,597.00	5,100.00	2,624.00	5,100.00	5,000.00	5,000.00	5,000.00
35	FINES AND FORFEITS								
35101-000	CHEM ANAL/FORENSIC/BIOL		966.00	1,000.00	390.00	1,000.00	500.00	500.00	500.00
35113-000	COURT SECURITY FEE	1,180.00	740.00	1,000.00	540.00	1,000.00	900.00	900.00	900.00
35200-000	FORFEITS								
35	TOTAL ****** FINES AND FORFEITS	1,180.00	1,706.00	2,000.00	930.00	2,000.00	1,400.00	1,400.00	1,400.00
FUND 180	TOTAL ********* GENETIC MARKER TESTING	8,103.00	6,303.00	7,100.00	3,554.00	7,100.00	6,400.00	6,400.00	6,400.00

Rept: PB2700
Run: 05/04/15 12:45:56

STOREY COUNTY
ESTIMATED EXPENDITURES FOR 2016

EXPENSES

FUND 180 GENETIC MARKER TESTING

Account #	Account Description	2013 Actual	2014 Actual	2015 Budget	06/2015 To Date	2015 Estimated	2016 Dpt Req	2016 Tentative	2016 Approved
DEPT 180	GENETIC MARKER TESTING								
54	GENERAL GOVERNMENT								
54218-000	COURT ROOM IMPROVEMENTS			5,000.00		5,000.00	5,000.00	5,000.00	5,000.00
542 TOTAL	COURT SYSTEM			5,000.00		5,000.00	5,000.00	5,000.00	5,000.00
54 TOTAL	GENERAL GOVERNMENT			5,000.00		5,000.00	5,000.00	5,000.00	5,000.00
55	FINES/FORFEITS								
55101-000	CHEM ANAL/FORENSIC/BIOL		1,206.00	1,000.00	735.00	1,000.00	1,200.00	1,200.00	1,200.00
551 TOTAL	FINES		1,206.00	1,000.00	735.00	1,000.00	1,200.00	1,200.00	1,200.00
55 TOTAL	FINES/FORFEITS		1,206.00	1,000.00	735.00	1,000.00	1,200.00	1,200.00	1,200.00
DEPT 180 TOTAL	GENETIC MARKER TESTING		1,206.00	6,000.00	735.00	6,000.00	6,200.00	6,200.00	6,200.00
Net Rev to nse	Fund: 180	8,103.00	5,097.00		5,243.00				

STOREY COUNTY CLERK-TREASURER
VANESSA STEPHENS

Department 180

Genetic Marker Testing: This fee is collected pursuant to NRS 176.0915 at the time of sentencing and is passed to Washoe County who performs the tests. These tests provide investigative leads to assist law enforcement agencies in the solution of crimes and exoneration of the innocent.

District Court Fees/Court Security Fee: This fee is collected pursuant to NRS 19.030 at the time of a civil action filing. The funds are to be used at the discretion of the District Court Judges for security enhancements to the Courtroom.

P.O. DRAWER D, 26 SOUTH B STREET VIRGINIA CITY, NEVADA 89440 PH (775) 847-0960 FX (775) 847-0921 WWW.STOREYCOUNTY.ORG

DRUG COURT

5/4/2015						
Drug Court	**2012/13**	**2013-14**	**2014-15**	**2014-15**	**2015-16**	**2015-15**
	Actual	Actual	**Tentative**	**YTD 3/23/15**	**Tentative**	**Final**
Revenues	Audit	Audit	& Final			
Fines & Fees	1059	370	600	270	600	600
Total Revenues	**1059**	**370**	**600**	**270**	**600**	**600**
Expenditures						
Service & Supplies	0	0	9123	8523	600	600
Capital Outlay						
Total Expense	**0**	**0**	**9123**	**8523**	**600**	**600**
Revenue vs Expense	**1059**	**370**	**-8523**	**-8253**	**0**	**0**
Beginning Fund Bal	7,464	8,523	8,893	8,893	640	640
Ending Fund Bal	8,523	8,893	370	640	640	640

Report No: PB2800ST
Run Date : 05/04/15

STOREY COUNTY
PUBLIC BUDGET ACCOUNTING
REVENUE REPORT FOR THE MONTH OF: 12/14

REVENUE

FUND 140 DRUG COURT

Account #	Account Description	2013 Actual	2014 Actual	2015 Budget	2015 To Date	2015 Estimated	2016 Prelim.	2016 Tentative	2016 Approved
34	CHARGES FOR SERVICES								
34213-000	DRUG COURT FEES	1,059.00	370.00	600.00	270.00	600.00	600.00	600.00	600.00
34	TOTAL ****** CHARGES FOR SERVICES	1,059.00	370.00	600.00	270.00	600.00	600.00	600.00	600.00
FUND 140	TOTAL ********* DRUG COURT	1,059.00	370.00	600.00	270.00	600.00	600.00	600.00	600.00

Rept: PB2700
Run: 05/04/15 12:53:09
FUND 140 DRUG COURT

STOREY COUNTY
ESTIMATED EXPENDITURES FOR 2016

EXPENSE

Account #	Description	2013 Actual	2014 Actual	2015 Budget	06/2015 To Date	2015 Estimated	2016 Dpt Req	2016 Tentative	2016 Approved
DEPT 140	DRUG COURT								
54	GENERAL GOVERNMENT								
54213-000	DRUG COURT FEES			9,123.00	9,303.00	9,123.00	600.00	600.00	600.00
542 TOTAL	COURT SYSTEM			9,123.00	9,303.00	9,123.00	600.00	600.00	600.00
54 TOTAL	GENERAL GOVERNMENT			9,123.00	9,303.00	9,123.00	600.00	600.00	600.00
DEPT 140 TOTAL	DRUG COURT			9,123.00	9,303.00	9,123.00	600.00	600.00	600.00
Net Rev to Expense	Fund: 140	1,059.00	370.00		8,843.00-				

STOREY COUNTY CLERK-TREASURER
VANESSA STEPHENS

Department 140 Drug Court: This is a pass thru account. The fees are collected at the time of sentencing and are passed on to Carson City Alternative Sentencing per the order of the District Court Judges.

P.O. DRAWER D, 26 SOUTH B STREET, VIRGINIA CITY, NEVADA 89440 PH: (775) 847-0969 FX: (775) 847-0921 WWW.STOREYCOUNTY.ORG

RECORDER

STOREY COUNTY
ESTIMATED EXPENDITURES FOR 2016

Account #	Account Description	2013 Actual	2014 Actual	2015 Budget	06/2015 To Date	2015 Estimated	2016 Dpt Req	2016 Tentative	2016 Approved
DEPT 103	RECORDER								
51	SALARY DIRECT EXPENSE								
51010-000	SALARIES & WAGES	119,716.26	127,533.84	136,231.00	110,112.07	136,231.00	155,619.00	155,619.00	155,619.00
51020-000	LONGEVITY						5,073.00	5,073.00	5,073.00
510 TOTAL	SALARY DIRECT EXPENSE	119,716.26	127,533.84	136,231.00	110,112.07	136,231.00	160,692.00	160,692.00	160,692.00
51 TOTAL	SALARY DIRECT EXPENSE	119,716.26	127,533.84	136,231.00	110,112.07	136,231.00	160,692.00	160,692.00	160,692.00
52	FRINGE BENEFITS								
52010-000	PERS	22,982.70	27,551.62	27,532.00	22,236.58	27,532.00	32,226.00	32,226.00	32,226.00
52011-000	PACT	3,395.40	3,714.31	7,902.00	3,163.42	7,902.00	9,173.00	9,173.00	9,173.00
52012-000	HEALTH INSURANCE	24,330.63	31,351.58	28,565.00	21,423.96	28,565.00	28,566.00	28,566.00	28,566.00
52013-000	MEDICARE	1,716.48	1,860.57	1,976.00	1,577.58	1,976.00	2,330.00	2,330.00	2,330.00
52014-000	SOCIAL SECURITY	1,454.73	1,388.08	1,934.00	1,472.87	1,934.00	3,010.00	3,010.00	3,010.00
520 TOTAL	FRINGE BENEFITS	53,879.94	65,866.16	67,909.00	49,874.41	67,909.00	75,305.00	75,305.00	75,305.00
52 TOTAL	FRINGE BENEFITS	53,879.94	65,866.16	67,909.00	49,874.41	67,909.00	75,305.00	75,305.00	75,305.00
53	OPERATIONAL EXPENSES								
53010-000	POSTAGE		597.86	1,000.00	489.84	1,000.00	1,000.00	1,000.00	1,000.00
53011-000	OFFICE SUPPLIES	2,280.96	3,259.38	2,000.00	1,675.00	2,000.00	2,000.00	2,000.00	2,000.00
53012-000	TELEPHONE	557.28	694.54	700.00	546.24	700.00	700.00	700.00	700.00
53013-000	TRAVEL	4,571.03	4,191.12	2,500.00	2,143.51	2,500.00	3,000.00	3,000.00	3,000.00
53014-000	DUES & SUBSCRIP.	1,670.00	1,179.00	1,000.00	1,159.00	1,000.00	1,000.00	1,000.00	1,000.00
53016-000	EQUIPMENT MAINTENANCE	10,129.52	10,123.50	12,000.00	10,374.99	12,000.00	12,000.00	12,000.00	12,000.00
53017-000	MAPPING	1,980.20	2,472.70	2,500.00	845.00	2,500.00	2,500.00	2,500.00	2,500.00
53018-000	FILM STORAGE	2,366.43	2,532.12	2,700.00	2,445.86	2,700.00	3,200.00	3,200.00	3,200.00
53019-000	FILM	7,752.25	5,408.90	7,000.00	4,094.12	7,000.00	7,000.00	7,000.00	7,000.00
53027-000	RENTS AND LEASES	3,297.24	2,390.44	2,500.00	3,699.52	2,500.00	2,500.00	2,500.00	2,500.00
53029-000	TRAINING	6,025.00	6,961.96	5,000.00	3,906.39	5,000.00	5,000.00	5,000.00	5,000.00
53034-000	COMPUTER SOFTWARE		1,620.16	2,000.00	549.38	2,000.00	1,500.00	1,500.00	1,500.00
53035-000	RECORD MANAGEMENT	7,791.98	9,772.46	1,000.00	6.40	1,000.00	1,000.00	1,000.00	1,000.00
53070-000	PROFESSIONAL SERVICES	5,769.51	5,447.67	5,000.00	75.00	5,000.00	5,000.00	5,000.00	5,000.00
53079-000	RESTORATION/PRESERVATION			9,000.00	7,857.96	9,000.00	9,000.00	9,000.00	9,000.00
530 TOTAL	SERVICES & SUPPLIES	54,191.40	56,651.81	55,900.00	39,868.21	55,900.00	56,400.00	56,400.00	56,400.00
53 TOTAL	OPERATIONAL EXPENSES	54,191.40	56,651.81	55,900.00	39,868.21	55,900.00	56,400.00	56,400.00	56,400.00
54	GENERAL GOVERNMENT								
54160-000	COMPUTER EQUIPMENT		382.94	3,000.00	679.81	3,000.00	2,500.00	2,500.00	2,500.00
541 TOTAL	EQUIPMENT ADMINISTRATION		382.94	3,000.00	679.81	3,000.00	2,500.00	2,500.00	2,500.00

Account #	Account Description	2013 Actual	2014 Actual	2015 Budget	06/2015 To Date	2015 Estimated	2016 Dpt Req	2016 Tentative	2016 Approved
54 TOTAL	GENERAL GOVERNMENT		382.94	3,000.00	679.81	3,000.00	2,500.00	2,500.00	2,500.00
56	MISCELLANEOUS								
56500-000	MISCELLANEOUS	228.89	439.18	500.00	250.23	500.00	500.00	500.00	500.00
565 TOTAL	MISCELLANEOUS	228.89	439.18	500.00	250.23	500.00	500.00	500.00	500.00
56 TOTAL	MISCELLANEOUS	228.89	439.18	500.00	250.23	500.00	500.00	500.00	500.00
DEPT 103 TOTAL	RECORDER	228,016.49	250,873.93	263,540.00	200,784.73	263,540.00	295,397.00	295,397.00	295,397.00
Net Rev to Expense	Fund: 001	1,238,195.99	1,785,354.01		371,838.65-				

Storey County Courthouse
P.O. Box 493
Virginia City, Nv 89440

Storey County Recorder

Jennifer Chapman

Phone: (775) 847-0967
Fax: (775) 847-1009

March 6, 2015

To: Storey County Board of Commissioners

From: Jen Chapman
Storey County Recorder

Re: Fiscal year 2016 Budget Request

BY CATEGORY – WAGES & BENEFITS

Requested Total Budget: $238,031.49

This supports the Recorder, one full time employee, one part-time employee and one intermittent part-time employee. This setup allows full functioning of the office.

BY CATEGORY – OPERATIONAL EXPENSES ONLY

Requested Total Budget: $59,400.00 (As compared to FY15, exactly the same)

POSTAGE, 53010: This reflects the allocations of the postage machine expenditures. The funds expended in this area reflect the amount of recorded documents we mail back. We are budgeting $1000.00 this year to cover estimated expenses.

OFFICE SUPPLIES, 53011: This line item will remain flat for FY15- $2,000.00.

TELEPHONE, 53012: This upcoming fiscal year FY2015 this line item will remain flat at $700.00.

TRAVEL, 53013: This line item will slightly increase for FY16 to $3000.00. This line item remains to be an important fund for the Recorder's office as it allows all members of the Recorder's office to be compliant with all federal, state and local laws relating to public records and historical preservation. It needs to be slightly increased to reflect increasing travel costs, however, this increase is balanced by reductions in other accounts.

DUES & SUBSCRIPTIONS, 53014: There will be no increase in this section: $1,000.00. Again, this is an important fund for the Recorder's office as it, too, allows members of the Recorder's office to be aware and compliant with all federal, state and local laws relating to public records.

EQUIPMENT MAINTENANCE, 53016: This is a section that is plagued by continual increases that simply cannot be negotiated. We will keep this section flat: $12,000.00 for FY 2016, as it was in FY 2015. This section provides funding for the maintenance warranties for the Microfilm scanners, CANON DR-6030F Scanner, KIP 3002 Copier, TLP 2824 Barcode Printers and licensing for the Application Extender and Redaction Software. As functionality of these devices

is imperative for the operation of the Recorder's office, with many of these devices being used to fulfill recording requirements by NRS.

MAPPING, 53017: This will remain flat at $2500.00 for FY16 (as it was for FY15). This fund is critical for Mapping Services (for mining related documents). Mapping costs will remain the same as the mining books require statutory updating – and are still in the process.

FILM STORAGE, 53018: This line item will increase slightly for FY16 ($3,200.00). This is an accurate reflection of ever increasing storage costs. This expenditure ensures that our off-site records are secure, environmentally controlled, and quickly accessible to our office upon request. Please note, however, that in order to save money where we can, we have merged the Clerk's office film storage to our account – therefore saving film storage costs.

FILM, 53019: This item will remain flat for FY16. This budget allowance needs to remain at this amount as film costs continue to remain high. Part of this expense is spent on creating & maintaining two files for documents (one redacted and one unredacted) per NRS 239B. We have been able to seek and receive grants in this area, to keep this item flat despite doubling image processing this year. The more film we convert, the better the access to records.

LEASE/RENT, 53027: Decreased in FY15, this item will remain flat this year at $2,500.00 These funds will continue to address all the costly lease and rental fees of equipment, such as postage and copier lease/usage charges.

TRAINING, 53029: Decreased in FY15, this item will remain flat for FY16 at $5000.00. This is critical for the Recorder's office as it allows members of the Recorder's office to be compliant with all federal, state and local laws relating to public records, as well as providing education for the necessary preservation and care of our historical documents, of which many are seriously compromised.

COMPUTER SOFTWARE, 53034: The funds requested in this account for FY16 will be reduced to $1500.00. This fund addresses software needs of the office and can be slightly decreased.

RECORD MANAGEMENT, 53035: This line item will remain flat for FY16, and addresses minor basic office record management costs.

PROFESSIONAL SERVICES, 53070: There will be no increase in this section, and the requested amount will be $5,000.00 for fiscal 2016, as it was for fiscal 2015. This section represents the costs for Advanced Data Systems (ADS) Document and Receipting programs and website maintenance currently in use for this department. This area is again critical to maintain, as through this fund we are able to provide online viewing of redacted documents, currently from 1994 to present. Through this fund we have also been able to integrate recorded maps into the database system for release through the County website, and soon we will be able to release images of historical documents as well.

PRESERVATION/CONSERVATION, 53079: This line item will remain flat for FY16 at $9,000.00 and will again allow for the continuing restoration of documents, books and maps located in the vault, which deteriorate yearly. This fund allowed for restoration of the Gold Hill

Storey County Courthouse
P.O. Box 493
Virginia City, Nv 89440

Storey County Recorder
Jennifer Chapman

Phone: (775) 847-0967
Fax: (775) 847-1009

map, among other things, and will continue to aid in the preservation of the County's historical resources.

Capital Outlay:

Computer Equipment 54160

Capital Outlay-Computer Equipment, 54160: This account will be utilized to address items that should be accounted to the County's Capital Outlay account. The funds requested in this account for FY16 will be reduced by $500.00 to $2,500.00 for FY16, as some of the upcoming expenditures will be offset by the recorder's technology fund.

Miscellaneous:

Overall 2016 Budget: $500.00

MISCELLANEOUS, 56500: This budget item will again remain the same as the 2015 budget, to account for any small miscellaneous necessities.

Thank you for your time and consideration,

Jen Chapman, Storey County Recorder

ASSESSOR

Account #	Account Description	2013 Actual	2014 Actual	2015 Budget	06/2015 To Date	2015 Estimated	2016 Dpt Req	2016 Tentative	2016 Approved
DEPT 104	ASSESSOR								
51	SALARY DIRECT EXPENSE								
51010-000	SALARIES & WAGES	189,022.04	190,546.85	215,191.00	163,765.60	215,191.00	238,293.00	250,279.00	232,623.00
51011-000	OVERTIME		1,838.76		1,574.07				
51020-000	LONGEVITY	5,943.41	5,758.51	7,052.00	4,557.92	7,052.00	11,987.00	11,987.00	11,295.00
510 TOTAL	SALARY DIRECT EXPENSE	194,965.45	198,144.12	222,243.00	169,897.59	222,243.00	250,280.00	262,266.00	243,918.00
51 TOTAL	SALARY DIRECT EXPENSE	194,965.45	198,144.12	222,243.00	169,897.59	222,243.00	250,280.00	262,266.00	243,918.00
52	FRINGE BENEFITS								
52010-000	PERS	45,099.64	51,495.91	52,206.00	39,743.95	52,206.00	70,078.00	70,078.00	68,297.00
52011-000	PACT	4,103.43	4,296.50	9,945.00	3,446.30	9,945.00	11,232.00	11,232.00	10,951.00
52012-000	HEALTH INSURANCE	28,908.23	32,649.26	34,865.00	23,726.07	34,865.00	56,445.00	56,445.00	54,928.00
52013-000	MEDICARE	2,685.22	2,898.20	3,223.00	2,381.98	3,223.00	3,629.00	3,629.00	3,537.00
52014-000	SOCIAL SECURITY	57.28	235.03	1,287.00	866.59	1,287.00			
520 TOTAL	FRINGE BENEFITS	80,853.80	91,574.90	101,526.00	70,164.89	101,526.00	141,384.00	141,384.00	137,713.00
52 TOTAL	FRINGE BENEFITS	80,853.80	91,574.90	101,526.00	70,164.89	101,526.00	141,384.00	141,384.00	137,713.00
53	OPERATIONAL EXPENSES								
53010-000	POSTAGE		2,120.73	4,500.00	3,290.21	4,500.00	4,500.00	4,500.00	4,500.00
53011-000	OFFICE SUPPLIES	1,582.38	975.72	1,680.00	1,813.78	1,680.00	1,500.00	1,500.00	1,500.00
53012-000	TELEPHONE	1,269.47	1,218.56	1,250.00	1,015.37	1,250.00	1,250.00	1,250.00	1,250.00
53013-000	TRAVEL	964.16	618.93	1,250.00	549.80	1,250.00	1,200.00	1,200.00	1,200.00
53014-000	DUES & SUBSCRIP.	208.00	210.00	520.00	550.00	520.00	500.00	500.00	500.00
53020-000	PRINTING	1,767.00	3,273.51	2,000.00	1,954.05	2,000.00	2,000.00	2,000.00	2,000.00
53021-000	ASSR BOOK MARSHALL&SWIFT	861.81	884.01	1,000.00	911.90	1,000.00	1,000.00	1,000.00	1,000.00
53027-000	RENTS AND LEASES	3,437.87	3,631.76	3,900.00	596.92	3,900.00	5,000.00	5,000.00	5,000.00
53029-000	TRAINING	1,308.85	935.05	1,800.00	1,115.00	1,800.00	1,800.00	1,800.00	1,800.00
53030-000	AUTO MAINTENANCE	8.00	37.99	300.00	259.47	300.00	300.00	300.00	300.00
53039-000	UNIFORMS	154.92	75.00	200.00	380.00	200.00	300.00	300.00	300.00
53040-000	GAS & DIESEL	382.79	193.22	400.00	291.51	400.00	500.00	500.00	500.00
53070-000	PROFESSIONAL SERVICES	9,697.63	17,781.00	21,000.00	4,034.00	21,000.00	21,000.00	21,000.00	21,000.00
53070-500	TAHOE RENO INDUSTRIAL	6,646.42							
530 TOTAL	SERVICES & SUPPLIES	28,289.30	31,955.48	39,800.00	16,762.01	39,800.00	40,850.00	40,850.00	40,850.00
53 TOTAL	OPERATIONAL EXPENSES	28,289.30	31,955.48	39,800.00	16,762.01	39,800.00	40,850.00	40,850.00	40,850.00
54	GENERAL GOVERNMENT								
54010-000	CAPITAL OUTLAY				30,095.25				
540 TOTAL	CAPITAL OUTLAY				30,095.25				
DEPT 104 TOTAL	ASSESSOR	304,108.55	321,674.50	363,569.00	286,919.74	363,569.00	432,514.00	444,500.00	422,481.00
Net Rev to Expense	Fund: 001	1,238,195.99	1,785,354.01		105,820.04-				

Jana Seddon
STOREY COUNTY ASSESSOR

STOREY COUNTY COURTHOUSE
26 South B Street
P.O. Box 494
Virginia City, NV 89440

(775) 847-0961 Phone
(775) 847-0904 Fax
Assessor@StoreyCounty.org

Assessor Budget 001-104

53010 – **Postage** With 2015 being the first year we had to budget for postage, I am leaving my budget request the same as I am not sure until we complete a full fiscal year if it needs to be adjusted.

53011 – **Off Supply** We have been very good at reusing and price shopping for supplies. I have reduced my budget in this category to make up for a needed increase in uniforms. From this point on all our forms are laser print forms, and can be costly if we can't order in bulk with other Assessor Offices. This year we will be a heavy order year so I don't want to reduce this budget item to much until I know what's in store price wise for forms.

53012 – **Telephone** Telephone and Wi-Fi Hot Spot fees. No change as I haven't been notified of an increase in rates

53013 – **Travel** This category is for travel related to Assessor conferences and continuing education. It hasn't been used as much in the last couple of years due to lack of staffing in the office. However now we have a new staff member that may need to travel to classes vital to obtaining an Appraiser Certification. I decreased this category only slightly.

53014 – **Dues** Association dues, PO Box Fees, Apex sketch maintenance dues.

53020 – **Printing** Costs for printing the tax roll, and for required noticed to be printed in the newspaper.

53021 – **Marshall&Swift** Yearly editions of the Residential and Commercial costing books for appraisal

53027 – **Rents/Leases** Copier costs. This category shows and increase as James Deane informed us to budget for a 30% increase due to a possible buyout.

53029 – **Training** This category pays for the actual classes necessary for continued education mandated to keep Appraiser Certifications, and classes to obtain certification for our new hire.

53030 – **Auto Maint** Keeping this the same as we should have minimal maint. on a new vehicle

53039 – **Uniforms** Adding $100 to this account taken from Office Supplies to cover for 3 appraisers

53040 – **Gas & Diesel** Adding $100 to this account taken from remaining Office Supply decrease and travel decrease. The new county vehicle is larger and will use a little more fuel than the previous vehicle

53070 – **Prof Services** ADS software and programing fees, Outside Industrial Appraiser. I am leaving this the same as the anticipated growth in the TRI area will demand more hours from our outside appraiser. I increased this account last year but haven't had a full fiscal year to analyze if this account needs to be adjusted.

TECHNOLOGY FUND

4/14/2015						
Technology	**2011/12**	**2012/13**	**2013-14**	**2014-15**	**2015-16**	**2015-16**
	Actual	Actual	Actual	**Tentative**	**Tentative**	**Final**
Revenues	Audit	Audit	Audit	& Final		
Recorder	66,572	15027	11216	12000	13000	13000
Clerk		24	323	100		
Assessor	0	55,945	59,178	40,000	61,200	61,200
Interest	359	740	412	400	550	550
Total Revenues	**66,931**	**71,736**	**71,129**	**52,500**	**74,750**	**74,750**
Expenditures						
Clerk	0	0				
Recorder	15,425	107,715	98,947	10,000	12,000	12,000
Rcdr - Grant Match		0				
Assessor	16,642	0	0	70,000	62,750	62,750
Total Expense	**32,067**	**107,715**	**98,947**	**80,000**	**74,750**	**74,750**
Revenue vs Expense	**34,864**	**-35,979**	**-27,818**	**-27,500**	**0**	**0**
Beginning Fund Bal	126,856	161,720	125,741	97,923	70,423	70,423
Ending Fund Bal	161,720	125,741	97,923	70,423	70,423	70,423

STOREY COUNTY
PUBLIC BUDGET ACCOUNTING
REVENUE REPORT FOR THE MONTH OF: 12/14

FUND 165 TECHNOLOGY FUND

Account #	Account Description	2013 Actual	2014 Actual	2015 Budget	2015 To Date	2015 Estimated	2016 Prelim.	2016 Tentative	2016 Approved
34	CHARGES FOR SERVICES								
34103-000	RECORDER TECH FEES	14,030.00	10,357.00	12,000.00	4,723.00	12,000.00	12,000.00	13,000.00	13,000.00
34103-500	TAHOE RENO INDUSTRIAL	997.00	859.00		862.00				
34105-000	CLERK TECH FEES	24.00	323.00	100.00		100.00			
34106-000	ASSESSOR TECH FEES	55,945.22	59,177.79	40,000.00	13,713.13	40,000.00	60,000.00	61,200.00	61,200.00
34	TOTAL ****** CHARGES FOR SERVICES	70,996.22	70,716.79	52,100.00	19,298.13	52,100.00	72,000.00	74,200.00	74,200.00
36	MISCELLANEOUS REVENUE								
36100-000	INTEREST EARNINGS	740.10	411.92	400.00	358.50	400.00	400.00	550.00	550.00
36	TOTAL ****** MISCELLANEOUS REVENUE	740.10	411.92	400.00	358.50	400.00	400.00	550.00	550.00
FUND 165	TOTAL ********* TECHNOLOGY FUND	71,736.32	71,128.71	52,500.00	19,656.63	52,500.00	72,400.00	74,750.00	74,750.00

STOREY COUNTY
ESTIMATED EXPENDITURES FOR 2016

Account #	Account Description	2013 Actual	2014 Actual	2015 Budget	06/2015 To Date	2015 Estimated	2016 Dpt Req	2016 Tentative	2016 Approved
DEPT 165	TECHNOLOGY FUND								
53	OPERATIONAL EXPENSES								
53011-000	OFFICE SUPPLIES		45.57						
53027-270	GIS	1,833.00	2,586.34		1,576.52		2,750.00	2,750.00	2,750.00
53070-270	GIS	40,000.00	40,000.00	40,000.00	40,000.00	40,000.00	40,000.00	25,000.00	25,000.00
530 TOTAL	SERVICES & SUPPLIES	41,833.00	42,631.91	40,000.00	41,576.52	40,000.00	42,750.00	27,750.00	27,750.00
53 TOTAL	OPERATIONAL EXPENSES	41,833.00	42,631.91	40,000.00	41,576.52	40,000.00	42,750.00	27,750.00	27,750.00
54	GENERAL GOVERNMENT								
54103-000	RECORDER TECH ACQUST	7,980.69	6,094.31	10,000.00	2,141.58	10,000.00	12,000.00	12,000.00	12,000.00
54106-000	ASESSOR TECH ACQUST	57,901.33	50,220.61	30,000.00	14,542.58	30,000.00	35,000.00	35,000.00	35,000.00
541 TOTAL	EQUIPMENT ADMINISTRATION	65,882.02	56,314.92	40,000.00	16,684.16	40,000.00	47,000.00	47,000.00	47,000.00
54 TOTAL	GENERAL GOVERNMENT	65,882.02	56,314.92	40,000.00	16,684.16	40,000.00	47,000.00	47,000.00	47,000.00
DEPT 165 TOTAL	TECHNOLOGY FUND	107,715.02	98,946.83	80,000.00	58,260.68	80,000.00	89,750.00	74,750.00	74,750.00
Net Rev to Expense	Fund: 165	35,978.70-	27,818.12-		12,972.20				

Storey County Courthouse
P.O. Box 493
Virginia City, Nv 89440

Storey County Recorder
Jennifer Chapman

Phone: (775) 847-0967
Fax: (775) 847-1009

RECORDER'S OFFICE

TECHNOLOGY FUND
165-165-54103-000

Technology Fund Balance 2015: $40,551.00
Overall 2015 Budget: $12,000.00
Overall 2016 Budget: $12,000.0
Current FY15 Revenue: $6,541.00

TECHNOLOGY, **54103:** This budget item request will remain flat for FY16. The intention here is to not only avoid over-expenditure of funds but also to allocate technology-related expenses that have originally been paid from the General Fund, to the Technology Fund. We are generally above target in the Technology Fund revenue area for the past fiscal year and would like to absorb some of the expenses from the General Fund. Also important in the decision to decrease funds this year is to reflect current office status of being appropriately updated with computer equipment.

Thank you for your time and consideration,

Jen Chapman, Storey County Recorder

Jana Seddon
STOREY COUNTY ASSESSOR

STOREY COUNTY COURTHOUSE
26 South B Street
P.O. Box 494
Virginia City, NV 89440

(775) 847-0961 Phone
(775) 847-0904 Fax
Assessor@StoreyCounty.org

Tech Fund – 165-165

53027 – rents/leases	Maintenance and supplies for large format printer
53070 – GIS	Assessor's contributing portion for Map Books and GIS
54106 – Aqust.	$25K for 2015 aerial flight, $10K for Assessor ADS upgrades

Assessor ADS upgrades will be done over the next couple of years. I am not sure at this point if we will be billed as each project is complete or when all is complete. However I am earmarking a portion of the cost for this budget cycle.

BUILDING AND GROUNDS

STOREY COUNTY
ESTIMATED EXPENDITURES FOR

Account #	Description	2013 Actual	2014 Actual	2015 Budget	06/2015 To Date	2015 Estimated	2016 Dpt Req	2016 Tentative	2016 Approved
DEPT 106	BUILDING & GROUNDS								
51	SALARY DIRECT EXPENSE								
51010-000	SALARIES & WAGES	111,489.38	122,935.35	127,978.00	102,875.36	127,978.00	132,605.00	132,605.00	132,605.00
510 TOTAL	SALARY DIRECT EXPENSE	111,489.38	122,935.35	127,978.00	102,875.36	127,978.00	132,605.00	132,605.00	132,605.00
51 TOTAL	SALARY DIRECT EXPENSE	111,489.38	122,935.35	127,978.00	102,875.36	127,978.00	132,605.00	132,605.00	132,605.00
52	FRINGE BENEFITS								
52010-000	PERS	26,284.73	32,382.33	32,756.00	26,490.46	32,756.00	36,914.00	36,914.00	36,914.00
52011-000	PACT	2,834.84	3,168.09	6,458.00	2,667.85	6,458.00	6,459.00	6,459.00	6,459.00
52012-000	HEALTH INSURANCE	24,579.88	26,710.78	21,798.00	15,947.91	21,798.00	30,661.00	30,661.00	30,661.00
52013-000	MEDICARE	1,646.82	1,819.54	1,845.00	1,470.62	1,845.00	1,912.00	1,912.00	1,912.00
52015-000	UNEMPLOYMENT COMP		10,452.00						
520 TOTAL	FRINGE BENEFITS	55,346.27	74,532.74	62,857.00	46,576.84	62,857.00	75,946.00	75,946.00	75,946.00
52 TOTAL	FRINGE BENEFITS	55,346.27	74,532.74	62,857.00	46,576.84	62,857.00	75,946.00	75,946.00	75,946.00
53	OPERATIONAL EXPENSES								
53012-000	TELEPHONE	1,626.14	1,731.95	1,500.00	1,867.42	1,500.00	3,000.00	3,000.00	3,000.00
53016-000	EQUIPMENT MAINTENANCE	1,588.90	1,155.06	3,000.00	945.00	3,000.00	3,000.00	3,000.00	3,000.00
53022-000	UTILITIES	25,160.55	547.82		127.51-				
53022-109	BUILD MAINT - FIRE MUSEM		1,017.17		92.47				
53022-110	SAINT MARY'S ART CENTER		762.33		1,181.98		1,800.00	1,800.00	1,800.00
53022-111	VC REST STOP		2,836.60	2,000.00	2,986.67	2,000.00	3,800.00	3,800.00	3,800.00
53022-112	GARAGE S "B" STREET		548.00	500.00	321.96	500.00	500.00	500.00	500.00
53022-115	BOFA BUILDING				1,585.59		1,600.00	1,600.00	1,600.00
53022-120	STREETLIGHTS		26,824.14	30,000.00	22,540.44	30,000.00	30,000.00	30,000.00	30,000.00
53022-138	COURTHOUSE		22,564.03	27,500.00	17,003.27	27,500.00	27,500.00	27,500.00	27,500.00
53022-500	TAHOE RENO INDUSTRIAL	8,496.79	12,855.92	8,500.00	13,923.86	8,500.00	19,200.00	19,200.00	19,200.00
53022-503	MARK TWAIN	93.83	1,907.93						
53024-000	OPERATING SUPPLIES	16,456.50	12,656.66	16,000.00	7,981.92	16,000.00	16,000.00	16,000.00	10,000.00
53024-500	TAHOE RENO INDUSTRIAL	4,088.40	51.92		815.14				
53026-000	REPAIRS			2,500.00		2,500.00	2,500.00	2,500.00	1,000.00
53026-120	STREETLIGHTS		5,912.05	5,000.00	3,832.36	5,000.00	5,000.00	5,000.00	5,000.00
53027-000	RENTS AND LEASES	856.89	881.02	1,000.00	812.40	1,000.00	1,500.00	1,500.00	1,500.00
53030-000	AUTO MAINTENANCE	1,304.13	4,431.81	2,500.00	383.32	2,500.00	2,500.00	2,500.00	2,000.00
53040-000	GAS & DIESEL	5,472.89	2,598.04	8,000.00	3,082.27	8,000.00	8,000.00	8,000.00	8,000.00
53040-500	TAHOE RENO INDUSTRIAL	2,225.20	4,967.98		2,976.98				
53041-000	TIRES			1,500.00	520.88	1,500.00	1,500.00	1,500.00	1,500.00
53053-000	LAUNDRY	1,012.14	759.20	1,100.00	788.56	1,100.00	1,100.00	1,100.00	1,100.00
53057-000	BUILDING MAINTENANCE	4,479.47	7,028.20	8,000.00	4,288.65	8,000.00	8,000.00	8,000.00	8,000.00
53070-000	PROFESSIONAL SERVICES	193.11			279.72				
530 TOTAL	SERVICES & SUPPLIES	73,054.94	112,037.83	118,600.00	88,083.35	118,600.00	136,500.00	136,500.00	128,500.00
53401-000	GRANT - MATCH		3,559.02						
53401-137	CULTURAL AFFAIR-COURTHSE	25,862.10							

Account #	Account Description	2013 Actual	2014 Actual	2015 Budget	06/2015 To Date	2015 Estimated	2016 Dpt Req	2016 Tentative	2016 Approved
53401-178	HISTORIC PRESERVATON CH	21,440.00	29,918.76						
534 TOTAL	FEDERAL GRANTS	47,302.10	33,477.78						
53 TOTAL	OPERATIONAL EXPENSES	120,357.04	145,515.61	118,600.00	88,083.35	118,600.00	136,500.00	136,500.00	128,500.00
54	GENERAL GOVERNMENT								
54400-000	CO BLDG COURT HOUSE	2,500.00	26,628.75	37,000.00	19,026.31	37,000.00	25,000.00	25,000.00	25,000.00
54400-112	GARAGE S "B" STREET			5,000.00		5,000.00	10,000.00	10,000.00	10,000.00
54400-113	SIDEWALKS		7,297.28	20,000.00		20,000.00	20,000.00	20,000.00	20,000.00
54400-178	HISTORIC PRESERVATON CH				4,000.00				
54400-503	MARK TWAIN		1,935.57						
54401-000	CO BLDG HWY REST STOP	177.90	21.26	2,500.00	29.88	2,500.00			
54405-000	CO BLDG VC SENIOR CTR	224.52	239.28						
54407-000	CO FACILITY	8,212.95	51.90		103.80				
54409-000	CO FACILITIES-PW YARD			2,500.00	1,014.30	2,500.00	11,000.00	11,000.00	5,000.00
54414-000	125 S C FIRE MUSEUM	4,999.40	4,161.00						
54415-000	CO BLDG NORTH SENIOR CTR	3,135.32	6,456.43						
54417-000	CO BLDG NORTH CO COMPLEX	150.94	119.00	15,000.00		15,000.00	25,000.00	25,000.00	10,000.00
54417-500	TAHOE RENO INDUSTRIAL	3,170.60	3,274.10		55,101.53				
54418-000	CO BLDG ST MARYS ART CTR	1,623.87							
54419-000	CO BLDG 372 SO C STREET		322.72						
544 TOTAL	PUBLIC WORKS	24,195.50	50,507.29	82,000.00	79,275.82	82,000.00	91,000.00	91,000.00	70,000.00
54 TOTAL	GENERAL GOVERNMENT	24,195.50	50,507.29	82,000.00	79,275.82	82,000.00	91,000.00	91,000.00	70,000.00
56	MISCELLANEOUS								
56500-000	MISCELLANEOUS	25.00							
565 TOTAL	MISCELLANEOUS	25.00							
56 TOTAL	MISCELLANEOUS	25.00							
57	OTHER FINANCING SOURCES								
57009-000	SENIORS/NORTH COUNTY		747.05						
570 TOTAL	INTERGOV'T AGREEMENTS		747.05						
57 TOTAL	OTHER FINANCING SOURCES		747.05						
DEPT 106 TOTAL	BUILDING & GROUNDS	311,413.19	394,238.04	391,435.00	316,811.37	391,435.00	436,051.00	436,051.00	407,051.00

Buildings and Grounds – FY 2016

Highlights of this year's budget request include the following:

1. Telephone – Adjustment to reflect cost associated with Fuel master phone line expenses.

2. St. Mary's Art Center Utilities – Cost of providing water for the grounds maintenance per lease agreement.

3. Rest Stop / Visitor's Area Utilities – Adjustment to reflect actual cost for seasonal operation.

4. TRI McCarran Facility Utilities – Adjustment to move facility from moth-ball status to yearly operations due to various tenants occupying the building.

5. Rents / Lease – Adjustment for increased cost share of printer/copier.

6. B Street Garage – Increase in request to provide funding for west side roof replacement and front and west exterior wall repairs.

7. TRI McCarran Facility – Continued request for necessary tenant improvements in the general government common area.

SWIMMING POOL

STOREY COUNTY
ESTIMATED EXPENDITURES FOR 2016

Account #	Account Description	2013 Actual	2014 Actual	2015 Budget	06/2015 To Date	2015 Estimated	2016 Dpt Req	2016 Tentative	2016 Approved
DEPT 115	SWIMMING POOL								
51	SALARY DIRECT EXPENSE								
51010-000	SALARIES & WAGES	54,917.42	50,310.90	57,287.00	38,343.57	57,287.00	57,567.00	57,567.00	57,567.00
51011-000	OVERTIME				26.25				
510 TOTAL	SALARY DIRECT EXPENSE	54,917.42	50,310.90	57,287.00	38,369.82	57,287.00	57,567.00	57,567.00	57,567.00
51 TOTAL	SALARY DIRECT EXPENSE	54,917.42	50,310.90	57,287.00	38,369.82	57,287.00	57,567.00	57,567.00	57,567.00
52	FRINGE BENEFITS								
52010-000	PERS	3,559.59	4,145.67	4,279.00	3,320.75	4,279.00	4,769.00	4,769.00	4,769.00
52011-000	PACT	1,686.40	1,706.43	3,848.00	1,323.59	3,848.00	3,853.00	3,853.00	3,853.00
52012-000	HEALTH INSURANCE	2,674.08	2,035.39	1,397.00	1,042.56	1,397.00	1,398.00	1,397.00	1,397.00
52013-000	MEDICARE	777.87	805.59	830.00	556.19	830.00	835.00	835.00	835.00
52014-000	SOCIAL SECURITY	2,408.31	2,447.05	2,682.00	1,579.37	2,682.00	2,673.00	2,673.00	2,673.00
52015-000	UNEMPLOYMENT COMP		3,518.76		2,288.89				
520 TOTAL	FRINGE BENEFITS	11,106.25	14,658.89	13,036.00	10,111.35	13,036.00	13,528.00	13,527.00	13,527.00
52 TOTAL	FRINGE BENEFITS	11,106.25	14,658.89	13,036.00	10,111.35	13,036.00	13,528.00	13,527.00	13,527.00
53	OPERATIONAL EXPENSES								
53012-000	TELEPHONE	1,103.30	1,342.59	1,400.00	1,061.77	1,400.00	1,500.00	1,500.00	1,500.00
53016-000	EQUIPMENT MAINTENANCE	2,164.89	570.00	2,500.00	45.12	2,500.00	2,500.00	2,500.00	2,500.00
53022-000	UTILITIES	3,571.37	2,156.90	5,000.00	1,857.74	5,000.00	5,000.00	5,000.00	5,000.00
53023-000	CHEMICALS	3,463.02	2,223.72	3,000.00	754.14	3,000.00	3,000.00	3,000.00	3,000.00
53024-000	OPERATING SUPPLIES	5,222.94	4,970.20	3,000.00	2,501.14	3,000.00	3,800.00	3,800.00	3,800.00
53027-000	RENTS AND LEASES						500.00	1,500.00	1,500.00
53029-000	TRAINING		160.00	1,000.00		1,000.00	1,000.00	1,000.00	1,000.00
53040-000	GAS & DIESEL	973.83	399.66	500.00	59.67	500.00	500.00	500.00	500.00
53048-000	PUBLIC NOTICES	110.50			222.74				
53057-000	BUILDING MAINTENANCE	745.20	5,878.07	5,000.00	57.75	5,000.00	5,000.00	5,000.00	5,000.00
53072-000	FURNITURE AND FIXTURES			4,500.00		4,500.00	4,500.00	4,500.00	4,500.00
53096-000	POOL CONCESSION SUPPLIES			2,500.00	628.51	2,500.00	2,500.00	2,500.00	2,500.00
530 TOTAL	SERVICES & SUPPLIES	17,355.05	17,701.14	28,400.00	7,188.58	28,400.00	29,800.00	30,800.00	30,800.00
53401-180	VC POOL REHAB						5,000.00	5,000.00	5,000.00
534 TOTAL	FEDERAL GRANTS						5,000.00	5,000.00	5,000.00
53700-501	VIRGINIA CITY			7,500.00	2,954.98	7,500.00	9,000.00	9,000.00	9,000.00
53700-502	VC HIGHLANDS			6,000.00	300.39	6,000.00	1,000.00	1,000.00	1,000.00
53700-503	MARK TWAIN			6,000.00	408.43	6,000.00	1,000.00	1,000.00	1,000.00
53700-504	LOCKWOOD			6,000.00	514.28	6,000.00	1,000.00	1,000.00	1,000.00
537 TOTAL	PARKS/RECREATION			25,500.00	4,178.08	25,500.00	12,000.00	12,000.00	12,000.00

STOREY COUNTY
ESTIMATED EXPENDITURES FOR 2016

Account #	Account Description	2013 Actual	2014 Actual	2015 Budget	06/2015 To Date	2015 Estimated	2016 Dpt Req	2016 Tentative	2016 Approved
53 TOTAL	OPERATIONAL EXPENSES	17,355.05	17,701.14	53,900.00	11,366.66	53,900.00	46,800.00	47,800.00	47,800.00
54	GENERAL GOVERNMENT								
54010-000	CAPITAL OUTLAY			8,000.00		8,000.00			
54065-000	SWIM-POOL REPAIR/REMODEL	38,563.23	7,762.60						
540 TOTAL	CAPITAL OUTLAY	38,563.23	7,762.60	8,000.00		8,000.00			
54609-000	CONCESSION SUPPLIES	2,054.17	957.87						
54612-000	PARK-VIRGINIA CITY	8,289.32	5,408.35		3,892.25		30,000.00	30,000.00	30,000.00
54613-000	PARK-VC HIGHLANDS	703.97	1,115.90		145.28		5,000.00	5,000.00	5,000.00
54614-000	PARK-MARKTWAIN	591.60	1,980.10		56.70		5,000.00	5,000.00	5,000.00
54615-000	PARK-LOCKWOOD	6,728.41	1,966.77		278.26		5,000.00	5,000.00	5,000.00
546 TOTAL	PARKS/RECREATION	18,367.47	11,428.99		4,372.49		45,000.00	45,000.00	45,000.00
54 TOTAL	GENERAL GOVERNMENT	56,930.70	19,191.59	8,000.00	4,372.49	8,000.00	45,000.00	45,000.00	45,000.00
DEPT 115 TOTAL	SWIMMING POOL	140,309.42	101,862.52	132,223.00	64,220.32	132,223.00	162,895.00	163,894.00	163,894.00
Net Rev to Expense	Fund: 001	1,238,195.99	1,785,354.01		371,838.65-				

Swimming Pool and Parks – FY 2016

Highlights of this year's budget request include the following:

1. Pool Utilities - Adjustments provided for increases based on prior and current expenditures.

2. Operating Supplies – Adjustment for slight increase based on prior and current expenditure trends.

3. Rents / Lease – Adjustment for share of printer/copier expense.

4. Pool Rehabilitation – Requested funds for the repairs of coping tiles that surround the pool perimeter.

5. Park Utilities - Adjustments provided for increases based on prior and current expenditures.

6. VC Park – Capital Outlay – Requested funds for the replacement of aged and worn out playground equipment.

SERVICE

STOREY COUNTY
ESTIMATED EXPENDITURES FOR 2016

Account #	Account Description	2013 Actual	2014 Actual	2015 Budget	06/2015 To Date	2015 Estimated	2016 Dpt Req	2016 Tentative	2016 Approved
DEPT 118	SERVICE								
51	SALARY DIRECT EXPENSE								
51010-000	SALARIES & WAGES	132,271.73	134,216.88	147,476.00	114,116.37	147,476.00	152,447.00	152,447.00	152,447.00
51010-612	STORM DEC 2012	48.72							
51011-000	OVERTIME		100.40		813.76				
510 TOTAL	SALARY DIRECT EXPENSE	132,320.45	134,317.28	147,476.00	114,930.13	147,476.00	152,447.00	152,447.00	152,447.00
51 TOTAL	SALARY DIRECT EXPENSE	132,320.45	134,317.28	147,476.00	114,930.13	147,476.00	152,447.00	152,447.00	152,447.00
52	FRINGE BENEFITS								
52010-000	PERS	29,719.45	30,290.30	32,195.00	25,519.06	32,195.00	36,187.00	36,187.00	36,187.00
52010-612	STORM DEC 2012	11.57							
52011-000	PACT	2,908.25	4,014.75	7,871.00	3,175.33	7,871.00	7,931.00	7,930.00	7,930.00
52012-000	HEALTH INSURANCE	13,425.57	25,742.28	23,546.00	16,491.48	23,546.00	23,546.00	23,546.00	23,546.00
52012-612	STORM DEC 2012	14.69							
52013-000	MEDICARE	1,918.22	1,988.05	2,127.00	1,640.82	2,127.00	2,200.00	2,200.00	2,200.00
52013-612	STORM DEC 2012	.71							
52014-000	SOCIAL SECURITY		1,181.58	1,433.00	930.80	1,433.00	1,483.00	1,483.00	1,483.00
520 TOTAL	FRINGE BENEFITS	47,998.46	63,216.96	67,172.00	47,757.49	67,172.00	71,347.00	71,346.00	71,346.00
52 TOTAL	FRINGE BENEFITS	47,998.46	63,216.96	67,172.00	47,757.49	67,172.00	71,347.00	71,346.00	71,346.00
53	OPERATIONAL EXPENSES								
53011-000	OFFICE SUPPLIES	209.42	95.83	250.00	22.17	250.00	250.00	250.00	250.00
53012-000	TELEPHONE	932.46	1,305.79	1,100.00	1,109.01	1,100.00	1,500.00	1,500.00	1,500.00
53016-000	EQUIPMENT MAINTENANCE	924.53	710.99	1,500.00	516.29	1,500.00	1,500.00	1,500.00	1,500.00
53022-000	UTILITIES	4,327.15	4,671.91	5,000.00	2,883.54	5,000.00	5,000.00	5,000.00	5,000.00
53024-000	OPERATING SUPPLIES	17,842.65	15,901.65	23,900.00	11,662.77	23,900.00	20,000.00	23,900.00	23,900.00
53027-000	RENTS AND LEASES	856.89	854.04	1,000.00	772.78	1,000.00	1,500.00	1,500.00	1,500.00
53030-000	AUTO MAINTENANCE	1,652.59	1,073.26-	1,000.00	678.45	1,000.00	1,000.00	1,000.00	1,000.00
53040-000	GAS & DIESEL	22,404.37	20,854.17	12,000.00	12,808.40	12,000.00	13,000.00	13,000.00	13,000.00
53041-000	TIRES	1,095.24	1,200.00	1,200.00	1,075.28	1,200.00	1,200.00	1,200.00	1,200.00
53053-000	LAUNDRY	1,987.95	2,063.37	2,100.00	1,773.50	2,100.00	2,200.00	2,200.00	2,200.00
53057-000	BUILDING MAINTENANCE		447.30	1,500.00	70.83	1,500.00	1,500.00	1,500.00	1,500.00
53070-000	PROFESSIONAL SERVICES	150.33	150.33		99.11				
530 TOTAL	SERVICES & SUPPLIES	52,383.58	47,182.12	50,550.00	33,472.13	50,550.00	48,650.00	52,550.00	52,550.00
53 TOTAL	OPERATIONAL EXPENSES	52,383.58	47,182.12	50,550.00	33,472.13	50,550.00	48,650.00	52,550.00	52,550.00
54	GENERAL GOVERNMENT								
54010-000	CAPITAL OUTLAY						3,000.00		
540 TOTAL	CAPITAL OUTLAY						3,000.00		

STOREY COUNTY
ESTIMATED EXPENDITURES FOR 2016

Account #	Account Description	2013 Actual	2014 Actual	2015 Budget	06/2015 To Date	2015 Estimated	2016 Dpt Req	2016 Tentative	2016 Approved
54120-000	EQUIPMENT ACQUISITION			7,400.00		7,400.00		3,000.00	3,000.00
54160-000	COMPUTER EQUIPMENT				3,370.62				
541 TOTAL	EQUIPMENT ADMINISTRATION			7,400.00	3,370.62	7,400.00		3,000.00	3,000.00
54 TOTAL	GENERAL GOVERNMENT			7,400.00	3,370.62	7,400.00	3,000.00	3,000.00	3,000.00
DEPT 118 TOTAL	SERVICE	232,702.49	244,716.36	272,598.00	199,530.37	272,598.00	275,444.00	279,343.00	279,343.00
Net Rev to Expense	Fund: 001	1,238,195.99	1,785,354.01		371,838.65-				

Service – FY 2016

Highlights of this year's budget request include the following:

1. Phone – Adjustment provided for based on prior and current year expenditures.

2. Rents / Lease – Adjustment for share of printer/copier expense.

3. Equipment Acquisition – Provide for funds to replace shop air compressor.

ROADS

5/1/2015	2011/12	2012/13	2013/14	2014-15	2015-16	2015-16
Roads 020	Actual	Actual	Actual	Tentative	Tentative	**Final**
	Audit	Audit	Audit	**& Final**		
Revenues						
GAS Tax	159,737	158,842	189,772	169,500	200,000	190,000
SCCRT	266,441	282,370	285,359	283,932	285,000	285,000
Import Tonnage	96,616	101,848	109,842	105,000	115,000	125,000
Interest	2,118	4,464	6,130	4,000		
Charges for Services	440	16,866	0	500		
Misc	25,429	0	135,324	2,000	6,000	6,000
Loan-Bond	0	0				
Grants	0	0				
Tranfer from Town VC	30,000	0				
Transfer from General	300,000	200,000	200,000	300,000	300,000	300,000
Transfer from Equip Acq	86,896	83,293	79,690	78,000		
Transfer from Forestry						
Total Revenues	**967,677**	**847,683**	**1,006,117**	**942,932**	**906,000**	**906,000**
Expenditures						
Road						
Salaries/Wages	278,837	270,773	260,558	308,498	305,654	305,654
Benefits	102,847	97,618	115,827	123,775	130,552	130,552
Service & Supplies	94,628	104965	131171	113553	137500	127500
Capital Outlay	0	107,206	169,772	35,200	60,000	60,000
Road Improvement	228,759	0	0	520,000	1,214,000	1,075,120
Interest	12,592	9,036	4,978	3,665		
Principle	74,286	74,286	148,571	79,286		
Total Expense	**791,949**	**663,884**	**830,877**	**1,183,977**	**1,847,706**	**1,698,826**
Revenue vs Expense	175,728	183,799	175,240	-241,045	-941,706	-792,826
Beginning Fund Bal	806,527	982,255	1,166,054	1,341,294	1,100,249	1,100,249
Ending Fund Bal	982,255	1,166,054	1,341,294	1,100,249	158,543	307,423

FUND 020 ROADS

Account #	Account Description	2013 Actual	2014 Actual	2015 Budget	2015 To Date	2015 Estimated	2016 Prelim.	2016 Tentative	2016 Approved
32	LICENSES/PERMITS								
32202-000	EXCAVATION PERMITS	4,123.20	1,380.00	500.00	880.00	500.00	1,000.00	1,000.00	1,000.00
32	TOTAL ****** LICENSES/PERMITS	4,123.20	1,380.00	500.00	880.00	500.00	1,000.00	1,000.00	1,000.00
33	STATE / FEDERAL REVENUE								
33501-000	GAS TAX	158,841.96	189,772.46	169,500.00	96,663.53	169,500.00	200,000.00	200,000.00	190,000.00
33501-500	TAHOE RENO INDUSTRIAL								
33507-000	SCCRT	282,369.84	285,358.52	283,932.00	142,203.68	283,932.00	284,000.00	285,000.00	285,000.00
33	TOTAL ****** STATE / FEDERAL REVENUE	441,211.80	475,130.98	453,432.00	238,867.21	453,432.00	484,000.00	485,000.00	475,000.00
34	CHARGES FOR SERVICES								
34618-000	EXCAVATION/GRAVE PLOTS	1,200.00							
34802-000	IMPORT TONNAGE FEES	101,848.33	109,842.05	105,000.00	70,552.23	105,000.00	115,000.00	115,000.00	125,000.00
34	TOTAL ****** CHARGES FOR SERVICES	103,048.33	109,842.05	105,000.00	70,552.23	105,000.00	115,000.00	115,000.00	125,000.00
36	MISCELLANEOUS REVENUE								
36100-000	INTEREST EARNINGS	4,463.93	6,129.73	4,000.00	5,578.25	4,000.00	5,000.00	5,000.00	5,000.00
36500-000	MISC - OTHER	8,837.82			141,981.16				
36540-000	EQUIPMENT SALES	2,705.00	2,910.37	2,000.00		2,000.00			
36600-000	INSURANCE CLAIM REIMBURS		131,034.16						
36	TOTAL ****** MISCELLANEOUS REVENUE	16,006.75	140,074.26	6,000.00	147,559.41	6,000.00	5,000.00	5,000.00	5,000.00
37	INTERFUND TRANSFER								
37200-000	INTERFUND TRANSFER	200,000.00	200,000.00	300,000.00	150,000.00	300,000.00	300,000.00	300,000.00	300,000.00
37201-000	TRANSFER TOWN OF GH & VC								
37207-000	TRANSFER FROM EQUIP ACQ	83,293.00	79,690.00	78,000.00	39,000.00	78,000.00			
37	TOTAL ****** INTERFUND TRANSFER	283,293.00	279,690.00	378,000.00	189,000.00	378,000.00	300,000.00	300,000.00	300,000.00
30	***MISSING DESCRIPTION**								
30000-000									
30	TOTAL ****** ***MISSING DESCRIPTION**								
FUND 020	TOTAL ********* ROADS	847,683.08	1,006,117.29	942,932.00	646,858.85	942,932.00	905,000.00	906,000.00	906,000.00

STOREY COUNTY
ESTIMATED EXPENDITURES FOR 2016

Account #	Account Description	2013 Actual	2014 Actual	2015 Budget	06/2015 To Date	2015 Estimated	2016 Dpt Req	2016 Tentative	2016 Approved
DEPT 020	ROADS								
51	SALARY DIRECT EXPENSE								
51010-000	SALARIES & WAGES	258,010.72	248,088.72	298,498.00	221,870.06	298,498.00	297,879.00	293,685.00	293,685.00
51010-612	STORM DEC 2012	717.28							
51011-000	OVERTIME		1,067.54	10,000.00	1,477.15	10,000.00			
51020-000	LONGEVITY	12,045.47	11,401.45		9,477.72		11,969.00	11,969.00	11,969.00
510 TOTAL	SALARY DIRECT EXPENSE	270,773.47	260,557.71	308,498.00	232,824.93	308,498.00	309,848.00	305,654.00	305,654.00
51 TOTAL	SALARY DIRECT EXPENSE	270,773.47	260,557.71	308,498.00	232,824.93	308,498.00	309,848.00	305,654.00	305,654.00
52	FRINGE BENEFITS								
52010-000	PERS	47,997.53	57,131.47	56,662.00	45,993.48	56,662.00	64,209.00	63,035.00	63,035.00
52010-612	STORM DEC 2012	170.36							
52011-000	PACT	6,354.93	6,106.04	15,018.00	6,046.78	15,018.00	15,180.00	15,180.00	15,180.00
52011-612	STORM DEC 2012	4.44							
52012-000	HEALTH INSURANCE	36,684.77	46,895.59	42,679.00	32,023.15	42,679.00	42,679.00	42,679.00	42,679.00
52012-612	STORM DEC 2012	187.49							
52013-000	MEDICARE	2,520.46	2,631.68	4,312.00	2,289.52	4,312.00	4,477.00	4,416.00	4,416.00
52013-612	STORM DEC 2012	7.72							
52014-000	SOCIAL SECURITY	3,676.93	3,061.97	5,104.00	3,260.90	5,104.00	5,241.00	5,242.00	5,242.00
52015-000	UNEMPLOYMENT COMP	13.46			333.99				
520 TOTAL	FRINGE BENEFITS	97,618.09	115,826.75	123,775.00	89,947.82	123,775.00	131,786.00	130,552.00	130,552.00
52 TOTAL	FRINGE BENEFITS	97,618.09	115,826.75	123,775.00	89,947.82	123,775.00	131,786.00	130,552.00	130,552.00
53	OPERATIONAL EXPENSES								
53011-000	OFFICE SUPPLIES	195.98	15.44		24.15				
53012-000	TELEPHONE	2,522.42	2,817.97	3,000.00	2,278.70	3,000.00	3,000.00	3,000.00	3,000.00
53012-500	TAHOE RENO INDUSTRIAL	286.76							
53013-000	TRAVEL	389.30	311.98	500.00		500.00	500.00	500.00	500.00
53016-000	EQUIPMENT MAINTENANCE	11,490.05	2,779.85	5,000.00	1,153.28	5,000.00	5,000.00	5,000.00	5,000.00
53016-500	TAHOE RENO INDUSTRIAL		533.36						
53022-000	UTILITIES	2,378.21	1,758.24	2,500.00	1,446.62	2,500.00	2,500.00	2,500.00	2,500.00
53023-000	CHEMICALS	534.73							
53024-000	OPERATING SUPPLIES	5,659.08	7,026.71	7,500.00	2,351.99	7,500.00	7,500.00	7,500.00	6,000.00
53024-500	TAHOE RENO INDUSTRIAL	101.24	69.96						
53024-612	STORM DEC 2012	243.80							
53025-000	WEED CONTROL		149.00	7,500.00		7,500.00	15,000.00	15,000.00	15,000.00
53027-000	RENTS AND LEASES	866.48	850.92	1,000.00	711.60	1,000.00	1,500.00	1,500.00	1,500.00
53030-000	AUTO MAINTENANCE	22,255.37	3,758.48	5,000.00	3,514.31	5,000.00	5,000.00	5,000.00	5,000.00
53040-000	GAS & DIESEL	31,672.27	25,375.37	41,000.00	20,554.08	41,000.00	41,000.00	41,000.00	35,000.00
53040-500	TAHOE RENO INDUSTRIAL	4,519.54	1,363.43		2,570.03				
53041-000	TIRES	10,654.16	5,568.12	14,553.00	5,421.21	14,553.00	14,500.00	14,500.00	12,000.00
53048-000	PUBLIC NOTICES	250.25							
53058-000	HEAVY EQUIP MAINT		20,950.56	25,000.00	12,317.63	25,000.00	25,000.00	25,000.00	25,000.00
53070-000	PROFESSIONAL SERVICES	4,250.00	99.22	1,000.00	1,355.00	1,000.00	1,000.00	1,000.00	1,000.00

Account #	Account Description	2013 Actual	2014 Actual	2015 Budget	06/2015 To Date	2015 Estimated	2016 Dpt Req	2016 Tentative	2016 Approved
530 TOTAL	SERVICES & SUPPLIES	98,269.64	73,428.61	113,553.00	53,698.60	113,553.00	121,500.00	121,500.00	111,500.00
53 TOTAL	OPERATIONAL EXPENSES	98,269.64	73,428.61	113,553.00	53,698.60	113,553.00	121,500.00	121,500.00	111,500.00
54	GENERAL GOVERNMENT								
54010-000	CAPITAL OUTLAY				68,564.52		60,000.00		
540 TOTAL	CAPITAL OUTLAY				68,564.52		60,000.00		
54120-000	EQUIPMENT ACQUISITION		38,565.00		242,879.00			60,000.00	60,000.00
54160-000	COMPUTER EQUIPMENT				2,346.34				
541 TOTAL	EQUIPMENT ADMINISTRATION		38,565.00		245,225.34			60,000.00	60,000.00
54315-000	MEDICAL - PHYSICALS	392.50	89.50	200.00	649.66	200.00	1,000.00	1,000.00	1,000.00
543 TOTAL	PUBLIC SAFETY	392.50	89.50	200.00	649.66	200.00	1,000.00	1,000.00	1,000.00
54403-000	STREET SIGNS	3,638.12	5,705.68	10,000.00	2,722.77	10,000.00	10,000.00	10,000.00	10,000.00
54403-500	TAHOE RENO INDUSTRIAL	1,463.68	4,323.68		2,343.87				
544 TOTAL	PUBLIC WORKS	5,101.80	10,029.36	10,000.00	5,066.64	10,000.00	10,000.00	10,000.00	10,000.00
54700-000	WINTER SALT & SAND		3,193.77	25,000.00		25,000.00	25,000.00	25,000.00	25,000.00
54710-000	ROAD IMPROVE - VC	82,591.68	18,411.07	425,000.00	31,143.79	425,000.00	325,280.00	325,280.00	325,280.00
54720-000	ROAD IMPROVE - GH				3,537.81		20,000.00	20,000.00	20,000.00
54730-000	ROAD IMPROVE - MARK TWAI	3,237.78	703.19		3,781.80		97,800.00	97,800.00	97,800.00
54740-000	ROAD IMPROVE - VC HIGH	2,723.75	46,340.98		3,781.80		197,680.00	197,680.00	197,680.00
54750-000	ROAD IMPROVE - LOCKWOOD	2,646.88			3,781.80		97,360.00	97,360.00	97,360.00
54750-500	TAHOE RENO INDUSTRIAL	3,282.01	76,713.62		11,988.53		338,880.00	338,880.00	200,000.00
54760-000	ROAD IMPROVE - SIX MILE	12,724.36	27,602.96	95,000.00		95,000.00	17,000.00	17,000.00	17,000.00
54760-125	SIX MILE CANYON DRAINAGE				12,006.22		95,000.00	95,000.00	95,000.00
547 TOTAL	ROAD IMPROVEMENTS	107,206.46	172,965.59	545,000.00	70,021.75	545,000.00	1,214,000.00	1,214,000.00	1,075,120.00
54 TOTAL	GENERAL GOVERNMENT	112,700.76	221,649.45	555,200.00	389,527.91	555,200.00	1,285,000.00	1,285,000.00	1,146,120.00
56	MISCELLANEOUS								
56100-000	INTEREST EXPENSE	9,035.85	4,977.71	3,665.00		3,665.00			
561 TOTAL	INTEREST EXPENSE	9,035.85	4,977.71	3,665.00		3,665.00			
56500-000	MISCELLANEOUS	50.00	766.24		1,483.36				
56500-116	WHITE TOP CONTROL		99.21						
56500-500	TAHOE RENO INDUSTRIAL	1,150.05							
565 TOTAL	MISCELLANEOUS	1,200.05	865.45		1,483.36				
56602-000	INSURANCE DEDUCTIBLE		5,000.00	5,000.00		5,000.00	5,000.00	5,000.00	5,000.00

Account #	Account Description	2013 Actual	2014 Actual	2015 Budget	06/2015 To Date	2015 Estimated	2016 Dpt Req	2016 Tentative	2016 Approved
566 TOTAL	INSURANCE EXPENSE		5,000.00	5,000.00		5,000.00	5,000.00	5,000.00	5,000.00
56 TOTAL	MISCELLANEOUS	10,235.90	10,843.16	8,665.00	1,483.36	8,665.00	5,000.00	5,000.00	5,000.00
57	OTHER FINANCING SOURCES								
57101-000	PRINCIPLE	74,285.71	148,570.87	74,286.00		74,286.00			
571 TOTAL	SHORT TERM FINANCING	74,285.71	148,570.87	74,286.00		74,286.00			
57 TOTAL	OTHER FINANCING SOURCES	74,285.71	148,570.87	74,286.00		74,286.00			
DEPT 020 TOTAL	ROADS	663,883.57	830,876.55	1,183,977.00	767,482.62	1,183,977.00	1,853,134.00	1,847,706.00	1,698,826.00
Net Rev to Expense	Fund: 020	183,799.51	175,240.74		266,477.04				

Roads – FY 2016

Highlights of this year's budget request include the following:

1. Weed Control - The adjustments provides for the total funding of the county noxious weed abatement as a result of prior grant funds being unavailable.

2. Rents / Lease – Adjustment for share of printer/copier expense.

3. County Road Maintenance Accounts – Increase coincide with proposed maintenance projects broken out by area. (See Attached Project Sheets)

4. Equipment Acquisition – Requested funds ($50,000) for ½ cost of purchasing a used Vactor truck and funds ($10,000) for the purchase and installation of a Thumb attachment for the backhoe.

5. A request to set aside reserve funds of $95,000 for the FEMA Six Mile Drainage mitigation project that is scheduled to be funded this next budget year. Of a total expected project cost of $1,486,716.00, FEMA funds 75% with the county funding the remaining 25% with in-kind labor of $85,661 and cash of $286,018.00 over a three year period. The $95K will need to be reserved through the FY17 budget year.

6. A $5,000 in the Insurance Deductible line item account to cover the county share of the required deductible for street sweeper fire loss.

STO[illegible] COUNTY PUBLIC WORKS
PRO[illegible]SED ROAD / PAVING PROJECTS

NAME	AREA	TONAGE	EST. MATERIAL COST	
Six Mile Canyon				
Crack Sealing			$ 5,000.00	
Re-Stripping Center Line			$ 12,000.00	
Six Mile Totals			**$ 17,000.00**	
Lockwood				
Portion of Mustang Rd. from I80 east bound on-ramp to Truckee River bridge	51,788 Sq. Ft.	785	$62,800.00	**1/2 Shared Cost with Waste Management**
Bridge Decking - Peri Ranch Rd, Bridge at Canyon Way			$5,000.00	**Repair / Repave**
Pot Holes on Canyon Way	various	32	$2,560.00	
Remove and Replace Culvert at Canyon Way and Lousetown Rd.			$15,000.00	
Lockwood Totals	**51,788 Sq. Ft.**	**785**	**$ 85,360.00**	
Painted Rock				
Section of Canal Rd. from Derby Dam gate east	7200 Sq. Ft.	90	$ 7,200.00	
Crack Sealing on portions of Canal Rd.			$ 5,000.00	
Painted Rock Totals	**7200 Sq. Ft.**	**90**	**$ 12,200.00**	
Mark Twain Estates				
Sam Clemens from Huckleberry to Sutro Springs	51,788 Sq. Ft.	785	$ 62,800.00	
Drainage Upgrades			$ 30,000.00	
Crack Sealing			$ 5,000.00	
Mark Twain Totals		**785**	**$ 97,800.00**	
Tahoe Reno Industrial				
Waltham Way from TRK. River Bridge to Amsterdam (Cape Seal)	63,360 Sq. Yds.		$ 285,120.00	**Est. 4 .50 per sq. yd.**
Denmark from USA Parkway to Peru (Cape Seal)	5,280 Sq. Yds.		$ 23,760.00	**Est. 4 .50 per sq. yd.**
Miscellaneous patching / Crack Sealing	(material only)		$ 10,000.00	
Re-Stripping all existing TRI paved roads (annual maintenance)			$ 20,000.00	
TRI Totals			**$ 338,880.00**	
GRAND TOTAL (ALL AREAS)			**$ 1,324,421.00**	

STOREY COUNTY PUBLIC WORKS
PROPOSED ROAD / PAVING PROJECTS

NAME	AREA	TONAGE	ESTIMATED MATERIAL COST
Virginia City Highlands			
Cartwright Rd.			
Inside gate north to Saddleback (5280'x22')	116,160 Sq. Ft.	1718	$ 137,440.00
Delta Rd approaches at Cartwright Rd.	2,880 Sq. Ft.	34	$ 2,720.00
Crack Sealing / Miscellaneous Patching			$ 5,000.00
Cartwright Rd.Totals	**49,344 Sq. Ft.**	**1718**	**$ 145,160.00**
Lousetown Rd.			
Miscellaneous patching and crack sealing		36	$ 12,880.00
Lousetown South of Riverview intersection (1156'x22')	27,744 Sq. Ft.	433	$ 34,640.00
Crack Sealing / Miscellaneous Patching			$ 5,000.00
Lousetown Rd. Totals	**27,744 Sq Ft.**	**469**	**$ 52,520.00**
Virginia City / Gold Hill			
Taylor St. between B and C Sts. (188'x30')	5,640 Sq. Ft.	88	$ 7,040.00
A St. between Sutton north to intersection with B St.	42,240 Sq. Ft.	660	$ 52,800.00
B St. between Mill and Carson Sts. (428'x36')	15,408 Sq. Ft.	190	$ 15,200.00
B St. south of Sutton (208'x32')	6,656 Sq. Ft.	105	$ 8,400.00
B St. south of Taylor to Castle (485'x36')	17,460 Sq. Ft.	270	$ 21,600.00
B St. north of Silver St. to past pit entrance (222'x26')	5,772 Sq Ft.	84	$ 6,720.00
D St. south of Mill St. to behind Delta Parking lot (1340' x30')	40,200 Sq. Ft.	615	$ 49,200.00
D St. in front of Elementry School (340'x54')	12,960 Sq. Ft.	205	$ 16,400.00
F St. between Sheldon and Toll Rd. (676'x24')	16,224 Sq. Ft.	254	$ 20,320.00
F St. between Taylor and Union (456'x24')	10,944 Sq. Ft.	185	$ 14,800.00
Carson St. between C and B Sts. (120'x24')	2,880 Sq. Ft.	34	$ 2,720.00
Carson St. between B and A Sts. (158'x30')	4,740 Sq. Ft.	75	$ 6,000.00
North E St. in front of Ramada Hotel (520'x38')	19,760 Sq. Ft.	250	$ 20,000.00
Taylor St. between Howard and Summit Sts. (196'x14')	2,744 Sq. Ft.	50	$ 4,000.00
H St. south of Washington to end of St.	21,120 Sq. Ft.	330	$ 26,400.00
Toll Rd. between Main St. and E St.	9,280 Sq. Ft.	140	$ 11,200.00
R Street between Union and Mill (750'x24')	18,000 Sq. Ft.	281	$ 22,480.00
Virgina City / Miscellaneous patching / Crack Sealing		135	$ 20,000.00
Gold Hill / Miscellaneous patching / Crack Sealing			$ 20,000.00
Virgi[illegible] City / Gold Hill Totals		**3071**	**$ 345,280.00**

VIRGINIA DIVIDE SEWER

5/1/2015

Sewer System 130	2013-14 Actual Audit	2014-15 Tentative Budget	2015-16 Tentative Budget	2015-16 Final Budget
Revenues				
Charges for Services	239,936	339,947	348,500	364,478
Interest	837	500	900	900
Misc				
Total Revenues	**240,773**	**340,447**	**349,400**	**365,378**
Expenditures				
Salary	66,517	72,863	77,433	77,433
Benefits	29,338	31,255	34,235	34,235
Service & Supplies	76,080	45,750	48,550	46,550
Operational Expense				
~~Capital Outlay~~				
USDA Payback				
Grant Match	34,972	0		
Interest Expense	2,459	2,212	0	0
~~Principle Expense~~			0	0
Misc				
Depreciation	47,982	40,000	40,000	40,000
Total Expense	**257,348**	**192,080**	**200,218**	**198,218**
Revenue vs Expense	**-16,575**	**148,367**	**149,182**	**167,160**

Paid off Berkadia 2013-14

Trans out to USDA sewer 118884

Added Vactor truck to Final

Cash 5-1-2015

Revenues	2013-14 Actual Audit	2014-15 Tentative Budget	2015-16 Tentative Budget	2015-16 Final Budget
Charges for Services	239497	339,947	348500	364478
Interest	836	500	900	900
Capital Contribution	1500	0		
Total Revenues	**241,833**	**340,447**	**349,400**	**365,378**
Expenditures				
Salary	66968	72863	77433	77433
Benefits	29338	31255	34235	34235
Service & Supplies	74879	45750	48550	46550
Operational Expense				
Capital Outlay	0	44400	86520	33520
USDA Payback			118884	118884
Grant Match	34972	0		
Interest Expense	2459	2212	0	0
Principle Expense	52101	81494	0	0
Misc				
~~Depreciation~~				
Total Expense	**260,717**	**277,974**	**365,622**	**310,622**
Revenue vs Expense	**-18,884**	**62,473**	**-16,222**	**54,756**
Cash Beginning	181,204	162,320	224,793	224,793
Cash Ending	162,320	224,793	208,571	279,549

STOREY COUNTY
PUBLIC BUDGET ACCOUNTING
REVENUE REPORT FOR THE MONTH OF: 12/14

FUND 130 VIRGINIA/DIVIDE SEWER

Account #	Account Description	2013 Actual	2014 Actual	2015 Budget	2015 To Date	2015 Estimated	2016 Prelim.	2016 Tentative	2016 Approved
34	CHARGES FOR SERVICES								
34406-000	SEWER CHARGES	172,667.53	199,734.81	217,317.00	112,887.99	217,317.00	224,000.00	224,000.00	224,000.00
34407-000	SEWER HOOKUPS				3,308.79		15,000.00	15,000.00	
34408-000	SEWER LATE CHARGES	6,840.67	4,130.22	5,000.00	1,378.99	5,000.00	5,000.00	5,000.00	5,000.00
34409-000	SEWER - USDA PAYBACK			75,630.00	30,660.88	75,630.00	77,500.00	77,500.00	120,478.00
34416-000	GOLD HILL	9,992.60	10,884.62	15,000.00	5,340.17	15,000.00			15,000.00
34418-000	SEWER CAPITALIZATION	24,965.88	25,186.15	27,000.00	12,360.93	27,000.00	27,000.00	27,000.00	
34	TOTAL ****** CHARGES FOR SERVICES	214,466.68	239,935.80	339,947.00	165,937.75	339,947.00	348,500.00	348,500.00	364,478.00
36	MISCELLANEOUS REVENUE								
36100-000	INTEREST EARNINGS	993.91	836.75	500.00	851.54	500.00		900.00	900.00
36	TOTAL ****** MISCELLANEOUS REVENUE	993.91	836.75	500.00	851.54	500.00		900.00	900.00
FUND 130	TOTAL ********* VIRGINIA/DIVIDE SEWER	215,460.59	240,772.55	340,447.00	166,789.29	340,447.00	348,500.00	349,400.00	365,378.00

Account #	Account Description	2013 Actual	2014 Actual	2015 Budget	06/2015 To Date	2015 Estimated	2016 Dpt Req	2016 Tentative	2016 Approved
DEPT 130	VIRGINIA/DIVIDE SEWER								
51	SALARY DIRECT EXPENSE								
51010-000	SALARIES & WAGES	73,925.27	66,244.97	69,331.00	59,687.03	69,331.00	77,433.00	77,433.00	77,433.00
51011-000	OVERTIME		272.11	3,532.00	160.88	3,532.00			
510 TOTAL	SALARY DIRECT EXPENSE	73,925.27	66,517.08	72,863.00	59,847.91	72,863.00	77,433.00	77,433.00	77,433.00
51 TOTAL	SALARY DIRECT EXPENSE	73,925.27	66,517.08	72,863.00	59,847.91	72,863.00	77,433.00	77,433.00	77,433.00
52	FRINGE BENEFITS								
52010-000	PERS	17,042.04	17,690.44	18,690.00	15,324.39	18,690.00	21,603.00	21,603.00	21,603.00
52011-000	PACT	1,314.83	1,432.36	2,808.00	1,210.15	2,808.00	2,808.00	2,808.00	2,808.00
52012-000	HEALTH INSURANCE	10,447.58	9,209.20	8,705.00	6,950.82	8,705.00	8,705.00	8,705.00	8,705.00
52013-000	MEDICARE	1,037.00	1,007.21	1,052.00	867.82	1,052.00	1,119.00	1,119.00	1,119.00
520 TOTAL	FRINGE BENEFITS	29,841.45	29,339.21	31,255.00	24,353.18	31,255.00	34,235.00	34,235.00	34,235.00
52 TOTAL	FRINGE BENEFITS	29,841.45	29,339.21	31,255.00	24,353.18	31,255.00	34,235.00	34,235.00	34,235.00
53	OPERATIONAL EXPENSES								
53010-000	POSTAGE	1,031.01	1,097.44	1,500.00	1,317.48	1,500.00	1,800.00	1,800.00	1,800.00
53011-000	OFFICE SUPPLIES	1,132.17	100.92	250.00	137.16	250.00	250.00	250.00	250.00
53012-000	TELEPHONE	1,788.51	1,235.76	2,500.00	1,283.84	2,500.00	2,500.00	2,500.00	1,500.00
53016-000	EQUIPMENT MAINTENANCE	10,857.73	6,271.71	5,000.00		5,000.00	5,000.00	5,000.00	
53022-000	UTILITIES	17,102.98	14,860.20	16,000.00	14,667.17	16,000.00	16,000.00	16,000.00	20,000.00
53023-000	CHEMICALS	367.29	168.93	1,000.00	2,037.66	1,000.00	1,000.00	1,000.00	1,000.00
53024-000	OPERATING SUPPLIES	10,700.30	13,925.41	10,000.00	11,970.90	10,000.00	10,000.00	10,000.00	10,000.00
53030-000	AUTO MAINTENANCE		351.16	500.00		500.00	500.00	500.00	500.00
53040-000	GAS & DIESEL		117.31	1,500.00		1,500.00	1,500.00	1,500.00	1,500.00
53068-000	PERMITS			500.00	150.00	500.00	500.00	500.00	500.00
53069-000	LAB FEES	4,259.00	2,045.00	4,500.00	1,854.00	4,500.00	4,500.00	4,500.00	4,500.00
53070-270	GIS	2,500.00	2,500.00	2,500.00	3,700.00	2,500.00	5,000.00	5,000.00	5,000.00
530 TOTAL	SERVICES & SUPPLIES	49,738.99	42,673.84	45,750.00	37,118.21	45,750.00	48,550.00	48,550.00	46,550.00
53300-000	STATE GRANTS	88,474.95-							
53300-146	USACE-WASTEWATER SYSTEM	88,474.95							
533 TOTAL	STATE GRANTS								
53401-146	USACE-WASTEWATER SYSTEM		34,972.44						
534 TOTAL	FEDERAL GRANTS		34,972.44						
53 TOTAL	OPERATIONAL EXPENSES	49,738.99	77,646.28	45,750.00	37,118.21	45,750.00	48,550.00	48,550.00	46,550.00
54	GENERAL GOVERNMENT								

STOREY COUNTY
ESTIMATED EXPENDITURES FOR 2016

Account #	Account Description	2013 Actual	2014 Actual	2015 Budget	06/2015 To Date	2015 Estimated	2016 Dpt Req	2016 Tentative	2016 Approved
54010-000	CAPITAL OUTLAY			8,000.00	21,356.07	8,000.00	50,000.00		
540 TOTAL	CAPITAL OUTLAY			8,000.00	21,356.07	8,000.00	50,000.00		
54120-000	EQUIPMENT ACQUISITION							50,000.00	
541 TOTAL	EQUIPMENT ADMINISTRATION							50,000.00	
54406-000	SPB UTILITY SERVICES	25,403.10	24,316.80	28,000.00	17,008.65	28,000.00	28,000.00	28,000.00	25,000.00
54412-000	DEPOSIT REFUNDS		659.54						
54416-000	GOLD HILL	8,400.00	8,430.00	8,400.00	6,390.00	8,400.00	8,520.00	8,520.00	8,520.00
544 TOTAL	PUBLIC WORKS	33,803.10	33,406.34	36,400.00	23,398.65	36,400.00	36,520.00	36,520.00	33,520.00
54 TOTAL	GENERAL GOVERNMENT	33,803.10	33,406.34	44,400.00	44,754.72	44,400.00	86,520.00	86,520.00	33,520.00
56	MISCELLANEOUS								
56100-000	INTEREST EXPENSE	2,788.52	2,458.93	2,212.00		2,212.00			
56100-150	SEWER PLANT EXPANSION				24,128.69				
561 TOTAL	INTEREST EXPENSE	2,788.52	2,458.93	2,212.00	24,128.69	2,212.00			
56550-000	DEPRECIATION	41,962.30	47,981.56	40,000.00		40,000.00	40,000.00	40,000.00	40,000.00
565 TOTAL	MISCELLANEOUS	41,962.30	47,981.56	40,000.00		40,000.00	40,000.00	40,000.00	40,000.00
56 TOTAL	MISCELLANEOUS	44,750.82	50,440.49	42,212.00	24,128.69	42,212.00	40,000.00	40,000.00	40,000.00
57	OTHER FINANCING SOURCES								
57101-000	PRINCIPLE			81,494.00		81,494.00			
571 TOTAL	SHORT TERM FINANCING			81,494.00		81,494.00			
57202-150	SEWER PLANT EXPANSION							118,884.00	118,884.00
572 TOTAL	INTERFUND TRANSFERS							118,884.00	118,884.00
57 TOTAL	OTHER FINANCING SOURCES			81,494.00		81,494.00		118,884.00	118,884.00
DEPT 130 TOTAL	VIRGINIA/DIVIDE SEWER	232,059.63	257,349.40	317,974.00	190,202.71	317,974.00	286,738.00	405,622.00	350,622.00
Net Rev to Expense	Fund: 130	16,599.04-	16,574.85-		95,838.89				

Sewer – FY 2016

No anticipated Sewer rate increase is planned for FY16.

Highlights of this year's budget request include the following:

1. Postage - Increase in postage costs due to rise in rate from USPS.
2. GIS – Adjustment to fund share of GIS costs from Douglas County.
3. Equipment Acquisition – Requested funds ($50,000) for ½ cost of purchasing a used Vactor truck.

Budget Revenue Projections - Water & Sewer FY 2016

		2015		2016			
	Account #	Budget	Projected Actual	Current Budget	Projected Rate increase	New Budget Figure	
Water	34410	501,000		501,000	43,000	$524,000.00	<<includes $41K for
W SurChg	34417	65,000				$65,000.00	mine water
Wtr L/C	34412	6,000				$6,000.00	
			$572,000		**Total Water**	**$595,000.00**	
VC Sewer	34406	217,317		217,317		$224,000.00	
GH Sewer	34416	15,000		15,000		$15,000.00	
Swr Cap	34418	27,000				$27,000.00	
Swr L/C	34408	5000				$5,000.00	
Swr other USDA	34409	75,630				$77,500.00	
					Total Sewer	**$348,500.00**	
			$339,947.00				

This new budget figure reflects the proposed rate increase of:

INCREASES	**Water**			
		Residential	$ 4.51	added to the base rate per month
		Commercial	$ 6.30	added to the base rate per month

WATER	***Increases***	***in Dollars***	***Per month***	***Per year***
Res wtr customers	485	$4.51	$ 2,187.35	$ 26,248.20
Com wtr customers	220	$6.30	$ 1,386.00	$ 16,632.00
				$42,880.20 total annual w water increase 2016

USDA

5/11/2015					
USDA Bond 135	**2012-13**	**2013-14**	**2014-15**	**2015-16**	**2015-16**
	Actual	Final	Tentative	Tentative	Final
Revenues	Audit	Audit	& Final		
Proceeds		0	7,314,794		
Interest		388			
Transfer from Sewer				118,884	118,884
Transfer from Equip Acq				145,760	145,760
Total Revenues	**0**	**388**	**7,314,794**	**264,644**	**264,644**
Expenditures					
Principle - Sewer	0	81,755	5,233,427	44,222	44,222
Interest - Sewer				74,662	74,662
Principle - Fire Engines/Ambulances			2,000,000	68,095	68,095
Interest - Fire				77,665	77,665
Total Expense	**0**	**81,755**	**7,233,427**	**264,644**	**264,644**
Revenue vs Expense	**0**	**-81,367**	**81,367**	**0**	**0**
Beginning Fund Bal	0	0	-81,367	0	0
Ending Fund Bal	0	-81,367	0	0	0

STOREY COUNT
PUBLIC BUDGET ACCOUN.
REVENUE REPORT FOR THE MONTH OF: 12/14

FUND 135 USDA BOND

Account #	Account Description	2013 Actual	2014 Actual	2015 Budget	2015 To Date	2015 Estimated	2016 Prelim.	2016 Tentative	2016 Approved
33	STATE / FEDERAL REVENUE								
33404-000	BOND PROCEEDS		2,990,200.00	7,314,794.00	154,019.98	7,314,794.00			
33	TOTAL ****** STATE / FEDERAL REVENUE		2,990,200.00	7,314,794.00	154,019.98	7,314,794.00			
36	MISCELLANEOUS REVENUE								
36100-000	INTEREST EARNINGS		388.33		2,262.23				
36	TOTAL ****** MISCELLANEOUS REVENUE		388.33		2,262.23				
37	INTERFUND TRANSFER								
37202-150	SEWER PLANT EXPENSION								
37207-030	FIRE ENGINE From Equip Acq							118,884.00 145,760.00	
37	TOTAL ****** INTERFUND TRANSFER							264,644.00	
FUND 135	TOTAL ********* USDA BOND		2,990,588.33	7,314,794.00	156,282.21	7,314,794.00		264,644.00	

Account #	Description	2013 Actual	2014 Actual	2015 Budget	06/2015 To Date	2015 Estimated	2016 Dpt Req	2016 Tentative	2016 Approved
DEPT 135	USDA								
54	GENERAL GOVERNMENT								
54010-000	CAPITAL OUTLAY		81,755.06						
54010-030	FIRE ENGINE			1,200,000.00		1,200,000.00			
54010-035	AMBULANCE			800,000.00	238,931.25	800,000.00			
54010-150	SEWER PLANT EXPENSION			5,314,794.00	4,601,903.13	5,314,794.00			
540 TOTAL	CAPITAL OUTLAY		81,755.06	7,314,794.00	4,840,834.38	7,314,794.00			
54 TOTAL	GENERAL GOVERNMENT		81,755.06	7,314,794.00	4,840,834.38	7,314,794.00			
56	MISCELLANEOUS								
56100-030	FIRE ENGINE							74,900.00	
56100-150	SEWER PLANT EXPENSION							44,000.00	
561 TOTAL	INTEREST EXPENSE							118,900.00	
56 TOTAL	MISCELLANEOUS							118,900.00	
57	OTHER FINANCING SOURCES								
57101-030	FIRE ENGINE							70,760.00	
57101-150	SEWER PLANT EXPENSION							74,884.00	
571 TOTAL	SHORT TERM FINANCING							145,644.00	
57 TOTAL	OTHER FINANCING SOURCES							145,644.00	
DEPT 135 TOTAL	USDA		81,755.06	7,314,794.00	4,840,834.38	7,314,794.00		264,544.00	
Net Rev to Expense	Fund: 135	.00	2,908,833.27		3,178,544.79-				

WATER SYSTEM

5/1/2015

Water System	2012-13	2013-14	2014-15	2015-16
F-1	Actual	Actual	Budget	Budget
Revenues	Audit	Audit		
Charges for Services	488,198	567,263	572,000	588,000
Interest	4,214	5,686	3,400	6,000
Rents	12,000	12,000	12,000	12,000
Capital Contributions				
Misc				
Total Revenues	**504,412**	**584,949**	**587,400**	**606,000**
Expenditures				
Salary	81,343	119,693	138,962	148,465
Benefits	34,267	52,011	61,418	63,432
Service & Supplies	171,965	182390	173350	177100
Operational Expense		0	0	0
~~Capital Outlay~~				
Grant Match		0	0	
Interest Expense	26,401	25,682	24,703	0
~~Principle Expense~~				
Misc				
Depreciation	104,235	104,204	110,000	105,000
Total Expense	**418,211**	**483,980**	**508,433**	**493,997**
Revenue vs Expense	**86,201**	**100,969**	**78,967**	**112,003**

USDA Rural loan paid off in 13/14

Cash 5-1-2015

Water System	2012-13	2013-14	2014-15	2015-16
F-2	Actual	Actual	Budget	Budget
Revenues	Audit	Audit		
Sale of Water	484,141	564020	572,000	588,000
Interest	4,308	5686	3,400	6,000
Rents	12,000	12000	12,000	12,000
Capital Contributions	0	22143		
Customer Deposit	-1,229	930		
Total Revenues	**499,220**	**604,779**	**587,400**	**606,000**
Expenditures				
Salary	80,136	118454	138,962	148,465
Benefits	33,750	51748	61,418	63,432
Service & Supplies	165,010	190092	175850	177100
Operational Expense	0	29000	0	
Capital Outlay	13,399	16866	137000	164000
Grant Match	0	0	0	
Interest Expense	14,431	38377	24703	0
Principle Expense	26,911	28491	14098	0
Misc	2,400	-2400		
~~Depreciation~~				
Total Expense	**336,037**	**470,628**	**552,031**	**552,997**
Revenue vs Expense	**163,183**	**134,151**	**35,369**	**53,003**
Cash Beginning	900,422	1,063,605	1,197,756	1,233,125
Cash Ending	1,063,605	1,197,756	1,233,125	1,286,128

Report No: PB2800ST
Run Date : 05/01/15

STOREY COUNTY
PUBLIC BUDGET ACCOUNTING
REVENUE REPORT FOR THE MONTH OF: 12/14

FUND 090 WATER SYSTEM

Account #	Account Description	2013 Actual	2014 Actual	2015 Budget	2015 To Date	2015 Estimated	2016 Prelim.	2016 Tentative	2016 Approved
34	CHARGES FOR SERVICES								
34410-000	WATER CHARGES	410,921.53	492,616.74	501,000.00	296,803.98	501,000.00	524,000.00	524,000.00	524,000.00
34411-000	CAPITAL CONTRIB-HOOKUPS				8,768.30				
34412-000	WATER LATE CHARGES	9,452.56	4,910.90	6,000.00	1,705.54	6,000.00	6,000.00	6,000.00	6,000.00
34413-000	WATER-ANNUAL PERMIT FEES	4,756.32	6,296.49		6,623.79				
34414-000	CUSTOMER DEPOSITS-WATER	5,480.95	5,285.97		1,691.87				
34417-000	WATER STUDY SURCHARGE	57,586.64	58,153.21	65,000.00	28,610.06	65,000.00	65,000.00	65,000.00	58,000.00
34421-000	HOOKUP EXTENSION FEES								
34	TOTAL ****** CHARGES FOR SERVICES	488,198.00	567,263.31	572,000.00	344,203.54	572,000.00	595,000.00	595,000.00	588,000.00
36	MISCELLANEOUS REVENUE								
36100-000	INTEREST EARNINGS	4,214.38	5,686.52	3,400.00	5,107.21	3,400.00		6,000.00	6,000.00
36203-000	RENTS - COUNTY BUILDINGS	12,000.00	12,000.00	12,000.00	6,000.00	12,000.00		12,000.00	12,000.00
36	TOTAL ****** MISCELLANEOUS REVENUE	16,214.38	17,686.52	15,400.00	11,107.21	15,400.00		18,000.00	18,000.00
FUND 090	TOTAL ********* WATER SYSTEM	504,412.38	584,949.83	587,400.00	355,310.75	587,400.00	595,000.00	613,000.00	606,000.00

STOREY COUNTY
ESTIMATED EXPENDITURES FOR

Account #	Description	2013 Actual	2014 Actual	2015 Budget	06/2015 To Date	2015 Estimated	2016 Dpt Req	2016 Tentative	2016 Approved
DEPT 090	WATER SYSTEM								
51	SALARY DIRECT EXPENSE								
51010-000	SALARIES & WAGES	81,342.96	118,625.09	135,965.00	106,441.73	135,965.00	148,465.00	148,465.00	148,465.00
51011-000	OVERTIME		1,067.96	2,997.00	1,462.06	2,997.00			
510 TOTAL	SALARY DIRECT EXPENSE	81,342.96	119,693.05	138,962.00	107,903.79	138,962.00	148,465.00	148,465.00	148,465.00
51 TOTAL	SALARY DIRECT EXPENSE	81,342.96	119,693.05	138,962.00	107,903.79	138,962.00	148,465.00	148,465.00	148,465.00
52	FRINGE BENEFITS								
52010-000	PERS	18,782.07	31,173.31	35,639.00	27,400.10	35,639.00	37,514.00	37,514.00	37,514.00
52011-000	PACT	1,467.19	2,503.82	5,789.00	2,263.98	5,789.00	5,790.00	5,790.00	5,790.00
52012-000	HEALTH INSURANCE	12,874.16	16,399.20	17,983.00	13,476.22	17,983.00	17,983.00	17,983.00	17,983.00
52013-000	MEDICARE	1,143.76	1,935.08	2,007.00	1,564.25	2,007.00	2,145.00	2,145.00	2,145.00
520 TOTAL	FRINGE BENEFITS	34,267.18	52,011.41	61,418.00	44,704.55	61,418.00	63,432.00	63,432.00	63,432.00
52 TOTAL	FRINGE BENEFITS	34,267.18	52,011.41	61,418.00	44,704.55	61,418.00	63,432.00	63,432.00	63,432.00
53	OPERATIONAL EXPENSES								
53010-000	POSTAGE	1,031.01	1,097.45	1,500.00	1,317.48	1,500.00	1,800.00	1,800.00	1,800.00
53011-000	OFFICE SUPPLIES	1,388.24	119.01	400.00	357.69	400.00	500.00	500.00	500.00
53012-000	TELEPHONE	2,163.09	3,974.40	2,700.00	3,196.39	2,700.00	4,200.00	4,200.00	4,200.00
53013-000	TRAVEL		2,677.20	2,500.00	2,755.37	2,500.00	3,000.00	3,000.00	3,000.00
53016-000	EQUIPMENT MAINTENANCE	14,996.99	7,068.59	20,000.00	5,931.61	20,000.00	20,000.00	20,000.00	20,000.00
53022-000	UTILITIES	18,634.49	19,987.85	20,000.00	17,926.68	20,000.00	23,000.00	23,000.00	23,000.00
53023-000	CHEMICALS	8,402.91	19,612.07	21,000.00	14,979.44	21,000.00	21,000.00	21,000.00	21,000.00
53024-000	OPERATING SUPPLIES	57,022.17	38,422.30	52,000.00	45,931.72	52,000.00	52,000.00	52,000.00	52,000.00
53026-000	REPAIRS		1,347.52	5,000.00	366.27	5,000.00	5,000.00	5,000.00	5,000.00
53027-000	RENTS AND LEASES	879.60	850.04	900.00	769.70	900.00	1,500.00	1,500.00	1,500.00
53030-000	AUTO MAINTENANCE	1,206.34	626.62	1,200.00	2,822.08	1,200.00	2,200.00	2,200.00	2,200.00
53040-000	GAS & DIESEL	4,200.28	4,550.19	5,500.00	3,880.35	5,500.00	5,500.00	5,500.00	5,500.00
53041-000	TIRES		2,372.38	1,500.00	259.82	1,500.00	1,500.00	1,500.00	1,500.00
53048-000	PUBLIC NOTICES	500.00		600.00		600.00	600.00	600.00	600.00
53049-000	SYSTEM MAINTENANCE			25,000.00	10,325.00	25,000.00	25,000.00	25,000.00	15,000.00
53068-000	PERMITS	1,040.50	1,040.50	1,300.00	1,440.50	1,300.00	1,300.00	1,300.00	1,300.00
53069-000	LAB FEES	5,313.00	7,874.00	8,250.00	6,886.00	8,250.00	10,000.00	10,000.00	10,000.00
53070-000	PROFESSIONAL SERVICES	3,158.75	85.11	1,500.00	181.67	1,500.00	1,500.00	1,500.00	1,500.00
53070-270	GIS	2,500.00	5,413.00	2,500.00	4,225.00	2,500.00	7,500.00	7,500.00	7,500.00
530 TOTAL	SERVICES & SUPPLIES	122,437.37	117,118.23	173,350.00	123,552.77	173,350.00	187,100.00	187,100.00	177,100.00
53 TOTAL	OPERATIONAL EXPENSES	122,437.37	117,118.23	173,350.00	123,552.77	173,350.00	187,100.00	187,100.00	177,100.00
54	GENERAL GOVERNMENT								
54010-000	CAPITAL OUTLAY			15,000.00	11,427.42	15,000.00	15,000.00	15,000.00	15,000.00
54016-000	SYSTEM UPGRDE						48,000.00	48,000.00	

Account #	Account Description	2013 Actual	2014 Actual	2015 Budget	06/2015 To Date	2015 Estimated	2016 Dpt Req	2016 Tentative	2016 Approved
540 TOTAL	CAPITAL OUTLAY			15,000.00	11,427.42	15,000.00	63,000.00	63,000.00	15,000.00
54107-000	CAPITAL RESERVE AB198			48,000.00		48,000.00		48,000.00	48,000.00
54160-000	COMPUTER EQUIPMENT			5,500.00	4,648.04	5,500.00	4,500.00	4,500.00	4,500.00
541 TOTAL	EQUIPMENT ADMINISTRATION			53,500.00	4,648.04	53,500.00	4,500.00	52,500.00	52,500.00
54404-000	WATER PURCHASE	49,527.79	65,271.92	67,500.00	62,614.44	67,500.00	95,500.00	95,500.00	95,500.00
54412-000	DEPOSIT REFUNDS			1,000.00	431.52	1,000.00	1,000.00	1,000.00	1,000.00
544 TOTAL	PUBLIC WORKS	49,527.79	65,271.92	68,500.00	63,045.96	68,500.00	96,500.00	96,500.00	96,500.00
54 TOTAL	GENERAL GOVERNMENT	49,527.79	65,271.92	137,000.00	79,121.42	137,000.00	164,000.00	212,000.00	164,000.00
56	MISCELLANEOUS								
56100-000	INTEREST EXPENSE	26,400.83	25,682.25	24,703.00	12,385.17	24,703.00	24,100.00		
561 TOTAL	INTEREST EXPENSE	26,400.83	25,682.25	24,703.00	12,385.17	24,703.00	24,100.00		
56550-000	DEPRECIATION	104,234.76	104,203.91	110,000.00		110,000.00	105,000.00	105,000.00	105,000.00
565 TOTAL	MISCELLANEOUS	104,234.76	104,203.91	110,000.00		110,000.00	105,000.00	105,000.00	105,000.00
56 TOTAL	MISCELLANEOUS	130,635.59	129,886.16	134,703.00	12,385.17	134,703.00	129,100.00	105,000.00	105,000.00
57	OTHER FINANCING SOURCES								
57101-000	PRINCIPLE			14,098.00	14,098.35	14,098.00	14,733.00		
571 TOTAL	SHORT TERM FINANCING			14,098.00	14,098.35	14,098.00	14,733.00		
57 TOTAL	OTHER FINANCING SOURCES			14,098.00	14,098.35	14,098.00	14,733.00		
DEPT 090 TOTAL	WATER SYSTEM	418,210.89	483,980.77	659,531.00	381,766.05	659,531.00	706,830.00	715,997.00	657,997.00
Net Rev to Expense	Fund: 090	86,201.49	100,969.06		146,159.95				

Water – FY 2016

The revenue projections include the fifth year of the planned five year phased in base rate increases along with a $0.20 per 1000 gallon increase, resulting from the raw water rate increase from the Marlette System that will takes effect in July 1, 2015. This yearly monthly increase amounts to $4.51 for the base residential rate and $6.30 for the base commercial rate. Also included again is the revenue expected from the sale of raw water per our agreement with CMI. It is to be noted that any action you may take on this budget today and in the future is limited in context to the budget only. We will need to convene the Water and Sewer Board prior to July 1st for official consideration and action for rate adjustment. The eventually goal is to reach a true breakeven point and be able to rely on true purpose of depreciation and capital reserves, which is to maintain and improve the system.

Highlights of this year's budget request include the following:

1. Postage - Increase in postage costs due to rise in rate from USPS.
2. Telephone - Adjustment in telephone expense resulting from past and current expenditure histories.
3. Travel - Adjustment in travel expense for continuing education annual training conference.
4. Utilities- Adjustment based upon prior and current expenditure history.
5. Rents / Lease – Adjustment for share of cost for printer/copier.
6. Lab Fees – Adjustment for additional requirements for sampling costs.
7. GIS – Adjustment to fund share of GIS costs from Douglas County agreement.
8. Water Purchase – Adjustment in expense for the purchase of raw water from the Marlette System based on the raw water rate increase on July 1, 2015.

Budget Revenue Projections - Water & Sewer FY 2016

		2015		2016			
	Account #	Budget	Projected Actual	Current Budget	Projected Rate increase	New Budget Figure	
Water	34410	501,000		501,000	43,000	$524,000.00	<<includes $41K for mine water
W SurChg	34417	65,000				$65,000.00	
Wtr L/C	34412	6,000				$6,000.00	
			$572,000		**Total Water**	**$595,000.00**	
VC Sewer	34406	217,317		217,317		$224,000.00	
GH Sewer	34416	15,000		15,000		$15,000.00	
Swr Cap	34418	27,000				$27,000.00	
Swr L/C	34408	5000				$5,000.00	
Swr other USDA	34409	75,630				$77,500.00	
					Total Sewer	**$348,500.00**	
			$339,947.00				

This new budget figure reflects the proposed rate increase of:

INCREASES	**Water**			
		Residential	$ 4.51	added to the base rate per month
		Commercial	$ 6.30	added to the base rate per month

WATER	***Increases***	***in Dollars***	***Per month***	***Per year***
Res wtr customers	485	$4.51	$ 2,187.35	$ 26,248.20
Com wtr customers	220	$6.30	$ 1,386.00	$ 16,632.00
				$42,880.20 total annual w water increase 2016

COMMUNITY DEVELOPMENT

STOREY COUNTY
ESTIMATED EXPENDITURES FOR 2016

Account #	Account Description	2013 Actual	2014 Actual	2015 Budget	06/2015 To Date	2015 Estimated	2016 Dpt Req	2016 Tentative	2016 Approved
DEPT 109	COMMUNITY DEVELOPMENT								
51	SALARY DIRECT EXPENSE								
51010-000	SALARIES & WAGES	220,365.58	220,929.44	271,563.00	211,160.30	271,563.00	324,749.00	324,749.00	307,527.00
51010-200	TESLA				16,415.95				
51010-612	STORM DEC 2012	126.00							
51011-000	OVERTIME		16,650.95		17,097.94				
51011-200	TESLA				2,515.68				9,164.00
51020-000	LONGEVITY	16,205.39	15,865.06	17,155.00	13,301.34	17,155.00	16,907.00	16,907.00	16,907.00
510 TOTAL	SALARY DIRECT EXPENSE	236,696.97	253,445.45	288,718.00	260,491.21	288,718.00	341,656.00	341,656.00	333,598.00
51 TOTAL	SALARY DIRECT EXPENSE	236,696.97	253,445.45	288,718.00	260,491.21	288,718.00	341,656.00	341,656.00	333,598.00
52	FRINGE BENEFITS								
52010-000	PERS	53,466.15	62,699.57	64,660.00	52,844.49	64,660.00	90,842.00	90,842.00	90,842.00
52010-200	TESLA				3,955.78				
52011-000	PACT	4,018.88	4,431.81	11,358.00	4,755.08	11,358.00	15,838.00	15,838.00	15,209.00
52011-200	TESLA				512.56				
52012-000	HEALTH INSURANCE	40,911.97	47,210.94	43,728.00	31,915.21	43,728.00	57,699.00	57,699.00	57,699.00
52012-200	TESLA				3,306.48				
52013-000	MEDICARE	3,301.29	3,787.37	4,186.00	3,478.84	4,186.00	4,954.00	4,954.00	4,837.00
52013-200	TESLA				272.08				
52014-000	SOCIAL SECURITY			2,482.00	831.81	2,482.00	1,137.00	1,137.00	
52014-200	TESLA				95.71				
520 TOTAL	FRINGE BENEFITS	101,698.29	118,129.69	126,414.00	101,968.04	126,414.00	170,470.00	170,470.00	168,587.00
52 TOTAL	FRINGE BENEFITS	101,698.29	118,129.69	126,414.00	101,968.04	126,414.00	170,470.00	170,470.00	168,587.00
53	OPERATIONAL EXPENSES								
53010-000	POSTAGE	63.30	197.98	1,000.00	310.08	1,000.00	1,500.00	1,500.00	600.00
53011-000	OFFICE SUPPLIES	2,124.11	2,287.78	3,000.00	4,142.24	3,000.00	5,000.00	5,000.00	5,000.00
53011-200	TESLA				202.98				
53012-000	TELEPHONE	3,614.06	4,610.57	5,000.00	4,579.00	5,000.00	5,000.00	5,000.00	5,000.00
53012-200	TESLA				441.82				
53012-500	TAHOE RENO INDUSTRIAL	154.76	156.89		106.83				
53013-000	TRAVEL	1,485.43	1,332.79	3,000.00	1,559.67	3,000.00	3,000.00	3,000.00	2,000.00
53014-000	DUES & SUBSCRIP.	1,493.08	577.00	800.00	1,340.55	800.00	2,000.00	2,000.00	2,000.00
53014-200	TESLA				7,450.00		7,500.00	7,500.00	7,500.00
53016-000	EQUIPMENT MAINTENANCE	317.91		100.00	674.72	100.00	500.00	500.00	500.00
53020-000	PRINTING	1,475.74	770.00		765.14		1,000.00	1,000.00	1,000.00
53022-000	UTILITIES	2,079.41	3,262.60	4,000.00	4,723.61	4,000.00	5,000.00	5,000.00	5,000.00
53024-000	OPERATING SUPPLIES	24.98	799.00						
53027-000	RENTS AND LEASES	7,903.47	8,245.98	17,000.00	10,714.90	17,000.00	18,000.00	18,000.00	14,000.00
53029-000	TRAINING	470.00	490.00	800.00	509.00	800.00	800.00	800.00	800.00
53030-000	AUTO MAINTENANCE	1,793.43	2,502.21	4,000.00	2,003.65	4,000.00	4,000.00	4,000.00	2,000.00
53034-000	COMPUTER SOFTWARE			1,500.00	1,872.28	1,500.00	2,000.00	2,000.00	2,000.00
53035-000	RECORD MANAGEMENT	249.16	322.63	250.00	211.14	250.00	250.00	250.00	250.00
53040-000	GAS & DIESEL	7,149.47	6,570.06	8,500.00	6,102.66	8,500.00	10,000.00	10,000.00	8,500.00

STOREY COUNTY
ESTIMATED EXPENDITURES FOR 2016

Account #	Account Description	2013 Actual	2014 Actual	2015 Budget	06/2015 To Date	2015 Estimated	2016 Dpt Req	2016 Tentative	2016 Approved
53041-000	TIRES	736.00	78.00	800.00	568.94	800.00	1,200.00	1,200.00	1,200.00
53042-000	ECONOMIC DEVELOPMENT			800.00	1,057.44	800.00	1,500.00	1,500.00	1,500.00
53048-000	PUBLIC NOTICES				241.30		250.00	250.00	250.00
53057-000	BUILDING MAINTENANCE	207.50	384.31	600.00	202.50	600.00	600.00	600.00	600.00
53070-000	PROFESSIONAL SERVICES				100.00				20,000.00
53070-270	GIS							5,000.00	5,000.00
530 TOTAL	SERVICES & SUPPLIES	31,341.81	32,587.80	51,150.00	49,880.45	51,150.00	69,100.00	74,100.00	84,700.00
53 TOTAL	OPERATIONAL EXPENSES	31,341.81	32,587.80	51,150.00	49,880.45	51,150.00	69,100.00	74,100.00	84,700.00
54	GENERAL GOVERNMENT								
54010-000	CAPITAL OUTLAY			25,000.00	37,417.75	25,000.00			
540 TOTAL	CAPITAL OUTLAY			25,000.00	37,417.75	25,000.00			
54160-000	COMPUTER EQUIPMENT		3,995.64	2,100.00	8,393.71	2,100.00	4,000.00	4,000.00	4,000.00
541 TOTAL	EQUIPMENT ADMINISTRATION		3,995.64	2,100.00	8,393.71	2,100.00	4,000.00	4,000.00	4,000.00
54 TOTAL	GENERAL GOVERNMENT		3,995.64	27,100.00	45,811.46	27,100.00	4,000.00	4,000.00	4,000.00
56	MISCELLANEOUS								
56530-000	REFUNDS				1,445.00				
565 TOTAL	MISCELLANEOUS				1,445.00				
56 TOTAL	MISCELLANEOUS				1,445.00				
DEPT 109 TOTAL	COMMUNITY DEVELOPMENT	369,737.07	408,158.58	493,382.00	459,596.16	493,382.00	585,226.00	590,226.00	590,885.00
Net Rev to Expense	Fund: 001	1,238,195.99	1,785,354.01		371,838.65-				

Storey County Community Development

110 Toll Road ~ Gold Hill Divide
P O Box 526 ~ Virginia City NV 89440

(775) 847-0966 ~ Fax (775) 847-0935
CommunityDevelopment@storeycounty.org

March 23, 2015

Re: Community Development Budget Summary 2015-16

Dear Storey County Commissioners:

Thank you for the opportunity to submit the Community Development Department Budget. I believe this is my 29th year that I have had the opportunity to submit a budget in Storey County.

The following budget reflects the duties and responsibilities of our office to support Storey County in a whole with all the other departments under your leadership. Our department is mainly responsible for all building and construction within the county along with all business licenses (excluding liquor, brothels, security, gaming and cabaret). We also, once again, have been assigned nuisances throughout the county. Our department handles all FEMA, CRS and Floodplain Management requirements. We continue to provide project management on County facilities and assist on all grant administration on facilities and or any other special assignments given. We also continue to provide assistance with Economic Development in working with prospective companies who would like to develop in Storey County.

For the upcoming budget, we have added an additional inspector and full-time staff person to help us stay up with the increased workload we have experienced. This new budget, with the expected workload, will hopefully enable us to be able to stay up with all the new projects that we are blessed with in Storey County. We have also tried to look forward on projected projects and growth for this next budget year and for the next 2 to 3 years. We expect this to be a continuing construction and growth cycle for the continuing three years.

Thank you for your consideration and please feel free to call me on any questions. Once again thank you for the new county vehicle that you purchased for our department this year.

Sincerely,

Dean Haymore
Storey County Community Development Director

2016 Budget

109 Community Development (Building)	2016 Budget	2015 YTD	2016	
51010 SALARIES & WAGES				See separate page for changes in salary info.
51011 OT				
51020 LONGEVITY				
52010 PERS				
52011 PACT				
52012 HEALTH INS				
52013 MEDICARE				
52014 SS				
52015 UNEMP/COMP				
Total Payroll				
53010 POSTAGE	1000	300	1500	We project to spend $1,400+ this year with the bs. Lic. Mailing costing $1,100 and already spent $300+
53011 OFFICE SUPPLIES	3000	3646.48	4000	Need to add one more inspector, already spent $3,646.48 this year so far.
53011-500 OFFICE SUPPLIES - TRI	0	0	1000	To cover meeting room supplies.
53012 TELEPHONE	5000	4053.72	5000	Need to add one more inspector cell phone
53013 TRAVEL	2000	1466.66	3000	Travel expected for training, economic development
53014 DUES & SUBSCRIP.	800	1240.55	2000	Have already spend $1,240.55. New inspector will need membership in Code Organizations.
53014-200 DUES & SUBSCRIP. - TESLA	7450	7450	7500	App subscription
53016 EQUIP MAINT	100	294.07	500	Have already spent $294.07
53020 PRINTING	0	765.14	1000	Have already spent $765.14 (copies, prints of plans, maps)
53022 UTILITIES	4000	3340.39	5000	Mild winter, expecting higher fuel prices
53024 OPERATING SUPPLIES				
53027 RENTS/LEASES	17000	8357.16	18000	Adding for copier increase
53029 TRAINING	800	509	800	
53030 AUTO MAINTENANCE	4000	1626.21	4000	Older trucks need more maintenance
53034 COMPUTER SOFTWARE	3500	1872.28	2000	Need to update software
53035 RECORD MANAGEMENT	250	164.32	250	
53040 GAS & DIESEL	8500	5054.69	10000	Need to add inspector -- more fuel usage
53041 TIRES	800	553.16	1200	Two trucks will need new tires next year.
53042 ECONOMIC DEVELOPMENT	800	1032.44	1500	Increase in Econ. Dev. Efforts, already spent $1,032.44 this year.
53048 PUBLIC NOTICES	0	241.3	250	CRS Public Notices--didn't budget last year, but spent
53057 BUILDING MAINTENENCE	500	167.5	600	
53070 GIS SERVICES (SHARED)	0	0	5000	Added shared expense 3/24/15
Total Operating	58600	42335.61	74100	
54010 CAPITAL OUTLAY	25000	37017.75	0	
54120 EQUIPMENT ACQUISITION				
54160 COMPUTER EQUIPMENT	2500	8051.76	4000	
Total Capital Outlay	27500	45469.51	4000	
Total Expenses	85700	87805.12	78100	

Narrative:

Workload increase determines need for increased staff.
County vehicles are high in miles requiring more maintenance.
Computers need updated, as does software.

DISTRICT ATTORNEY

STOREY COUNTY
ESTIMATED EXPENDITURES FOR 2016

Account #	Account Description	2013 Actual	2014 Actual	2015 Budget	06/2015 To Date	2015 Estimated	2016 Dpt Req	2016 Tentative	2016 Approved
DEPT 111	DISTRICT ATTORNEY								
51	SALARY DIRECT EXPENSE								
51010-000	SALARIES & WAGES	220,023.10	221,241.96	288,077.00	217,207.03	288,077.00	290,344.00	290,344.00	290,344.00
51010-153	STOP GRANT	10,310.69	11,055.03		1,655.85				
510 TOTAL	SALARY DIRECT EXPENSE	230,333.79	232,296.99	288,077.00	218,862.88	288,077.00	290,344.00	290,344.00	290,344.00
51 TOTAL	SALARY DIRECT EXPENSE	230,333.79	232,296.99	288,077.00	218,862.88	288,077.00	290,344.00	290,344.00	290,344.00
52	FRINGE BENEFITS								
52010-000	PERS	44,488.25	52,598.37	63,807.00	50,901.46	63,807.00	72,353.00	72,353.00	72,353.00
52011-000	PACT	4,007.43	4,949.17	10,912.00	4,745.74	10,912.00	10,915.00	10,915.00	10,915.00
52011-153	STOP GRANT	375.46	400.38		70.09				
52012-000	HEALTH INSURANCE	33,819.12	32,389.96	34,865.00	23,002.95	34,865.00	26,688.00	26,688.00	26,688.00
52013-000	MEDICARE	3,239.39	3,320.40	4,177.00	3,148.05	4,177.00	4,210.00	4,210.00	4,210.00
52013-153	STOP GRANT	148.90	160.32		24.01				
52014-000	SOCIAL SECURITY	1,949.28	1,472.27	2,659.00	1,210.96	2,659.00	2,108.00	2,108.00	2,108.00
52014-153	STOP GRANT	636.57	685.44		102.67				
520 TOTAL	FRINGE BENEFITS	88,664.40	95,976.31	116,420.00	83,205.93	116,420.00	116,274.00	116,274.00	116,274.00
52 TOTAL	FRINGE BENEFITS	88,664.40	95,976.31	116,420.00	83,205.93	116,420.00	116,274.00	116,274.00	116,274.00
53	OPERATIONAL EXPENSES								
53010-000	POSTAGE		300.00	400.00	302.80	400.00	400.00	400.00	400.00
53011-000	OFFICE SUPPLIES	4,480.24	1,398.04	2,000.00	660.23	2,000.00	2,000.00	2,000.00	1,600.00
53012-000	TELEPHONE	2,026.06	1,918.55	2,000.00	1,463.01	2,000.00	2,000.00	2,000.00	2,000.00
53013-000	TRAVEL	2,448.05	1,176.76	2,500.00	674.65	2,500.00	2,500.00	2,500.00	2,500.00
53013-153	STOP GRANT	132.46							
53014-000	DUES & SUBSCRIP.	1,858.48	2,874.60	6,000.00	2,331.50	6,000.00	6,000.00	6,000.00	4,000.00
53022-000	UTILITIES	1,644.23	1,687.16	3,000.00	1,304.18	3,000.00	3,000.00	3,000.00	1,800.00
53027-000	RENTS AND LEASES	3,501.20	3,440.58	3,750.00	2,920.24	3,750.00	4,875.00	4,875.00	4,875.00
53029-000	TRAINING	170.00	992.39	2,000.00	969.00	2,000.00	2,000.00	2,000.00	2,000.00
53034-000	COMPUTER SOFTWARE		1,024.91	3,000.00		3,000.00	400.00	400.00	400.00
53035-000	RECORD MANAGEMENT	340.92	392.54		565.84		500.00	500.00	500.00
53057-000	BUILDING MAINTENANCE	228.88	522.14	500.00	73.47	500.00	500.00	500.00	500.00
53070-000	PROFESSIONAL SERVICES	53,493.58	47,805.30	60,000.00	30,521.37	60,000.00	95,000.00	150,000.00	105,000.00
53070-131	UNION NEGOTIATIONS	1,687.50							
53070-200	TESLA				7,125.00				
53072-000	FURNITURE AND FIXTURES	5,348.00	5,574.00	500.00		500.00			
530 TOTAL	SERVICES & SUPPLIES	77,359.60	69,106.97	85,650.00	48,911.29	85,650.00	119,175.00	174,175.00	125,575.00
53 TOTAL	OPERATIONAL EXPENSES	77,359.60	69,106.97	85,650.00	48,911.29	85,650.00	119,175.00	174,175.00	125,575.00
54	GENERAL GOVERNMENT								
54160-000	COMPUTER EQUIPMENT	1,763.48	6,365.64	6,000.00	6,000.00	6,000.00	2,000.00	2,000.00	2,000.00

Account #	Account Description	2013 Actual	2014 Actual	2015 Budget	06/2015 To Date	2015 Estimated	2016 Dpt Req	2016 Tentative	2016 Approved
541 TOTAL	EQUIPMENT ADMINISTRATION	1,763.48	6,365.64	6,000.00	6,000.00	6,000.00	2,000.00	2,000.00	2,000.00
54 TOTAL	GENERAL GOVERNMENT	1,763.48	6,365.64	6,000.00	6,000.00	6,000.00	2,000.00	2,000.00	2,000.00
56	MISCELLANEOUS								
56100-000	INTEREST EXPENSE	6,287.00	5,350.00	4,834.00	4,834.00	4,834.00	4,834.00	4,834.00	4,834.00
561 TOTAL	INTEREST EXPENSE	6,287.00	5,350.00	4,834.00	4,834.00	4,834.00	4,834.00	4,834.00	4,834.00
56 TOTAL	MISCELLANEOUS	6,287.00	5,350.00	4,834.00	4,834.00	4,834.00	4,834.00	4,834.00	4,834.00
DEPT 111 TOTAL	DISTRICT ATTORNEY	404,408.27	409,095.91	500,981.00	361,814.10	500,981.00	532,627.00	587,627.00	539,027.00
Net Rev to Expense	Fund: 001	1,238,195.99	1,785,354.01		371,838.65-				

ANNE M. LANGER
STOREY COUNTY DISTRICT ATTORNEY
P.O. Box 496 • 201 South C Street, Virginia City, Nevada 89440

March 6, 2015

NARRATIVE RE 2015/2016 STOREY COUNTY DISTRICT ATTORNEY'S OFFICE BUDGET

The Storey County District Attorney (SCDA) office will continue staffing with a full-time District Attorney, a full-time Deputy District Attorney, a full-time Administrative Assistant/Paralegal and a part-time Administrative Assistant/Paralegal including a potential reclassification

- 53027 Rents and Leases

SCDA has increased rents and leases budget line item by 30% to accommodate rate increases on copier/printer for new fiscal year.

- 53034 Computer Software

SCDA has decreased computer software as present systems are up-to-date other than potential need for one Administrative Assistant station to be updated.

- 53035 Record Management

SCDA has included a record management budget line item in order to continue utilizing off-site storage and document destruction pursuant to the State's retention schedule.

- 53070 Professional Services

SCDA has increased the professional services budget line item to appropriately manage potential criminal investigation and witness fees, and continue sub-contracted fees for utilizing outside counsel.

- 53072 Furniture and Fixtures

SCDA has decreased furniture and fixtures budget line item as the office is currently up to date and efficient.

Telephone (775) 847-0964 • Facsimile (775) 847-1007 • www.storeycounty.org • scda@storeycounty.org

JUSTICE COURT

STOREY COUNTY
ESTIMATED EXPENDITURES FOR 2016

Account #	Account Description	2013 Actual	2014 Actual	2015 Budget	06/2015 To Date	2015 Estimated	2016 Dpt Req	2016 Tentative	2016 Approved
DEPT 113	JUSTICE COURT								
51	SALARY DIRECT EXPENSE								
51010-000	SALARIES & WAGES	162,124.44	155,737.90	160,673.00	127,782.09	160,673.00	163,574.00	163,573.00	163,573.00
510 TOTAL	SALARY DIRECT EXPENSE	162,124.44	155,737.90	160,673.00	127,782.09	160,673.00	163,574.00	163,573.00	163,573.00
51 TOTAL	SALARY DIRECT EXPENSE	162,124.44	155,737.90	160,673.00	127,782.09	160,673.00	163,574.00	163,573.00	163,573.00
52	FRINGE BENEFITS								
52010-000	PERS	36,348.81	41,428.37	41,373.00	32,843.00	41,373.00	45,801.00	45,801.00	45,801.00
52011-000	PACT	4,364.97	4,115.80	8,424.00	3,285.08	8,424.00	8,424.00	8,424.00	8,424.00
52012-000	HEALTH INSURANCE	33,114.05	47,825.34	43,698.00	32,512.55	43,698.00	43,728.00	43,728.00	43,728.00
52013-000	MEDICARE	1,926.63	2,321.91	2,330.00	1,816.18	2,330.00	2,372.00	2,372.00	2,372.00
52014-000	SOCIAL SECURITY	438.77	6.81		14.66				
520 TOTAL	FRINGE BENEFITS	76,193.23	95,698.23	95,825.00	70,471.47	95,825.00	100,325.00	100,325.00	100,325.00
52 TOTAL	FRINGE BENEFITS	76,193.23	95,698.23	95,825.00	70,471.47	95,825.00	100,325.00	100,325.00	100,325.00
53	OPERATIONAL EXPENSES								
53010-000	POSTAGE	56.00	283.32	700.00	542.50	700.00	700.00	700.00	600.00
53011-000	OFFICE SUPPLIES	2,444.89	1,976.50	2,500.00	1,884.81	2,500.00	1,800.00	1,800.00	1,500.00
53012-000	TELEPHONE	1,049.05	739.58	1,000.00	736.60	1,000.00	1,000.00	1,000.00	1,000.00
53013-000	TRAVEL	400.10	187.77	500.00	268.28-	500.00	250.00	250.00	200.00
53014-000	DUES & SUBSCRIP.	310.60	930.80	500.00	435.00	500.00	500.00	500.00	400.00
53016-000	EQUIPMENT MAINTENANCE	5,000.00	253.14	500.00	252.00	500.00	250.00	250.00	250.00
53020-000	PRINTING	218.90	656.68	600.00	268.75	600.00	600.00	600.00	600.00
53027-000	RENTS AND LEASES	1,826.93	1,121.72	1,000.00	941.60	1,000.00	1,300.00	1,300.00	1,300.00
53029-000	TRAINING	2,340.00	454.95-	500.00	2,780.90	500.00	250.00	250.00	250.00
53034-000	COMPUTER SOFTWARE		5,362.32	5,000.00	5,023.88	5,000.00	5,000.00	5,000.00	5,000.00
53035-000	RECORD MANAGEMENT	728.99	1,540.15	1,000.00	517.18	1,000.00	500.00	500.00	500.00
53039-000	UNIFORMS	215.92		500.00	236.83	500.00	50.00	50.00	50.00
53040-000	GAS & DIESEL	188.99	88.86		76.08-		100.00	100.00	100.00
53043-000	NRS 7.135 MENTAL HEALTH						4,000.00	4,000.00	4,000.00
53070-000	PROFESSIONAL SERVICES	8,877.69	7,547.02	4,000.00	4,949.86	4,000.00	1,500.00	1,500.00	1,500.00
53072-000	FURNITURE AND FIXTURES			500.00	159.99	500.00	500.00	500.00	100.00
53078-000	INTERPRETER			500.00	615.08	500.00	750.00	750.00	750.00
530 TOTAL	SERVICES & SUPPLIES	23,658.06	20,232.91	19,300.00	19,000.62	19,300.00	19,050.00	19,050.00	18,100.00
53 TOTAL	OPERATIONAL EXPENSES	23,658.06	20,232.91	19,300.00	19,000.62	19,300.00	19,050.00	19,050.00	18,100.00
54	GENERAL GOVERNMENT								
54160-000	COMPUTER EQUIPMENT	130.88	695.03				400.00	400.00	400.00
541 TOTAL	EQUIPMENT ADMINISTRATION	130.88	695.03				400.00	400.00	400.00

STOREY COUNTY
ESTIMATED EXPENDITURES FOR 2016

Account #	Account Description	2013 Actual	2014 Actual	2015 Budget	06/2015 To Date	2015 Estimated	2016 Dpt Req	2016 Tentative	2016 Approved
54243-000	COURT REPORTING	882.40	1,905.90	2,500.00	63.00	2,500.00	2,000.00	2,000.00	2,000.00
54245-000	PUBLIC DEFENDER	370.00-	743.75		1,050.00-				
54247-000	CONFLICT ATTORNEY	442.45		2,500.00	3,450.00	2,500.00	2,000.00	2,000.00	2,000.00
542 TOTAL	COURT SYSTEM	954.85	2,649.65	5,000.00	2,463.00	5,000.00	4,000.00	4,000.00	4,000.00
54309-000	ENFORCEMENT SUPPLIES		65.76		79.46		250.00	250.00	250.00
543 TOTAL	PUBLIC SAFETY		65.76		79.46		250.00	250.00	250.00
54 TOTAL	GENERAL GOVERNMENT	1,085.73	3,410.44	5,000.00	2,542.46	5,000.00	4,650.00	4,650.00	4,650.00
56	MISCELLANEOUS								
56500-000	MISCELLANEOUS	9.99	314.53		24.84				
56565-000	WILDLIFE MANAGEMENT		100.00				100.00	100.00	100.00
565 TOTAL	MISCELLANEOUS	9.99	414.53		24.84		100.00	100.00	100.00
56 TOTAL	MISCELLANEOUS	9.99	414.53		24.84		100.00	100.00	100.00
DEPT 113 TOTAL	JUSTICE COURT	263,071.45	275,494.01	280,798.00	219,821.48	280,798.00	287,699.00	287,698.00	286,748.00
Net Rev to Expense	Fund: 001	1,238,195.99	1,785,354.01		371,838.65-				

Virginia Township Justice Court ~ Storey County, Nevada

26 South B Street, Second Floor
Virginia City, Nevada 89440

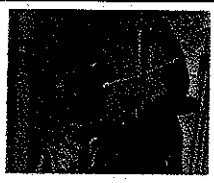

775-847-0962 ◦ Facsimile: 775-847-0915
www.storeycounty.org

March 23, 2015

To: Storey County Board of Commissioners

Re: Budget Request Justification Summary

The Virginia Township Justice Court is part of the First Judicial District in Nevada. Our court oversees civil actions up to $10,000, small claims actions, landlord-tenant issues, misdemeanor cases, protective orders, and the preliminary phases of gross misdemeanor and felony cases. Our office staff is small and consists of one full-time justice of the peace and two full-time court clerks.

The following sets forth FY 2015/16 estimated operational expenditures for the Virginia Township Justice Court:

53010 Postage
$700.00 No change from previous fiscal year budget.

53011 Office Supplies
$1800.00 $700 *reduction* from previous fiscal year budget.

53012 Telephone
$1000.00 No change from previous fiscal year budget. This covers office telephones only.

53013 Travel
$250.00 $250.00 *reduction* from previous fiscal year budget.

53014 Dues & Subscriptions
$500 No change from previous fiscal year budget.

53016 Equipment Maintenance
$250.00 No change from previous fiscal year budget.

53020 Printing
$600.00 No change from previous fiscal year budget. Printing costs are used for items such as court forms and Legislative Counsel Bureau publications.

53027 Rents/Leases
$1300.00 Reflects our costs for postage machine and main copier in the Clerk's Office. IT has notified all departments to anticipate a 30% increase for copier cost.

53029 Training
$250.00 We exceeded our training budget this year by moving a clerk's training up to spring instead of Fall 2015.

53034 Computer Software

$5000.00 Represents the annual Courtview software user costs for two work stations at $2500.00 per station.

53035 Record Management

$500.00 This is a *$500 decrease* from last year's estimate. With proper record retention practices, our off-site storage needs have decreased.

53039 Uniforms

$50.00 Robe cleaning.

53040 Gas & Diesel

$100.00 Estimated cost for infrequent use of a county vehicle.

53043 NRS 7.135 Mental Health

$4000.00 Per NRS 7.135, trial courts are required to pay for reasonable costs incurred for indigent defendants. Cases with a mental health component have increased. Although our first two quarters reflect no expenses, our estimated expenses for Q3 and Q4 will be close to $4000.00.

53070 Professional Services

$1500.00 Before the current year, the Professional Services Account was used to cover bond costs, indigent mental health and competency costs, and senior judge services. For FY 2014/15, we separated Interpreter fees from Professional Services. For the upcoming year, we are assigning a separate account for NRS 7.135 Mental Health expenses. (See above Account 53043 NRS 7.135 Mental Health)

53072 Furniture and Fixtures

$500.00 Estimate for office furniture.

53078 Interpreters

$750.00 This account was created in FY 14/15. Pursuant to Title VI, the court is required to pay for interpreter services.

54160 Computer Equipment

$400.00 Estimated cost from IT for printer replacement.

54243 Court Reporting

$2000.00 Court reporting costs were drastically reduced in 2011 when JAVS was introduced to the courtroom. Numbers have fluctuated over the past few years.

45247 Conflict Attorney

$2000.00 A conflict attorney is required when the public defender's office is unable to represent a defendant. The only reason we are over budget this year is due to payment of some stale invoices dating back to 2008 from one conflict attorney.

54309 Enforcement Supplies

$250.00 Supplies for random alcohol/drug testing for bailees through the Sheriff's Office.

56565 Wildlife Mangement

$100.00 Only occurs with citations written by Wildlife Management Officers.

Sincerely,

E.F. Herrington
Justice of the Peace
Virginia Township Justice Court

JUSTICE COURT FUND

5/1/2015

Justice Court	2010-11	2011/12	2012/13	2013-14	2014-15	2015-16	2015-16
	Actual	Actual	Actual	Actual	Tentative	Tentative	Final
Revenues	Audit	Audit	Audit	Audit	& Final		
Fines & Fees	3,960	5,892	5,456	6,962	1,000	5,250	5,250
Total Revenues	**3,960**	**5,892**	**5,456**	**6,962**	**1,000**	**5,250**	**5,250**
Expenditures							
Service & Supplies	0	106	3,060	5,696	1,000	2,950	2,950
Capital Outlay							20,689
Total Expense	**0**	**106**	**3,060**	**5,696**	**1,000**	**2,950**	**23,639**
Revenue vs Expense	**3,960**	**5,786**	**2,396**	**1,266**	**0**	**2,300**	**-18,389**
Beginning Fund Bal	23,405	27,365	33,151	35,547	36,813	36,813	36,813
Ending Fund Bal	27,365	33,151	35,547	36,813	36,813	39,113	18,424

STOREY COUNTY
PUBLIC BUDGET ACCOUNTING
REVENUE REPORT FOR THE MONTH OF: 12/14

FUND 187 JUSTICE COURT FUND

Account #	Account Description	2013 Actual	2014 Actual	2015 Budget	2015 To Date	2015 Estimated	2016 Prelim.	2016 Tentative	2016 Approved
35	FINES AND FORFEITS								
35000-500	TAHOE RENO INDUSTRIAL								
35044-000	PRE TRIAL SERVICE			1,000.00	75.00	1,000.00		250.00	250.00
35104-000	JUSTICE COURT FINES	5,456.00	6,962.00		3,448.62			5,000.00	5,000.00
35149-000									
35	TOTAL ****** FINES AND FORFEITS	5,456.00	6,962.00	1,000.00	3,523.62	1,000.00		5,250.00	5,250.00
35	FINES AND FORFEITS								
35044-000	PRE TRIAL SERVICE								
35	TOTAL ****** FINES AND FORFEITS								
FUND 187	TOTAL ********* JUSTICE COURT FUND	5,456.00	6,962.00	1,000.00	3,523.62	1,000.00		5,250.00	5,250.00

STOREY COUNTY
ESTIMATED EXPENDITURES FOR 2016

Account #	Account Description	2013 Actual	2014 Actual	2015 Budget	06/2015 To Date	2015 Estimated	2016 Dpt Req	2016 Tentative	2016 Approved
DEPT 187	JUSTICE COURT FUND								
53	OPERATIONAL EXPENSES								
53024-000	OPERATING SUPPLIES		5,198.42						
53029-000	TRAINING							200.00	200.00
53044-000	PRE TRIAL SERVICE			1,000.00		1,000.00		2,500.00	2,500.00
53070-000	PROFESSIONAL SERVICES				2,800.00			250.00	250.00
53072-000	FURNITURE AND FIXTURES				180.00				
530 TOTAL	SERVICES & SUPPLIES		5,198.42	1,000.00	2,980.00	1,000.00		2,950.00	2,950.00
53401-159	JAVS CLERK & JOP	2,365.00							
534 TOTAL	FEDERAL GRANTS	2,365.00							
53 TOTAL	OPERATIONAL EXPENSES	2,365.00	5,198.42	1,000.00	2,980.00	1,000.00		2,950.00	2,950.00
54	GENERAL GOVERNMENT								
54160-000	COMPUTER EQUIPMENT		498.00						20,689.00
541 TOTAL	EQUIPMENT ADMINISTRATION		498.00						20,689.00
54 TOTAL	GENERAL GOVERNMENT		498.00						20,689.00
56	MISCELLANEOUS								
56500-000	MISCELLANEOUS	695.00							
565 TOTAL	MISCELLANEOUS	695.00							
56 TOTAL	MISCELLANEOUS	695.00							
DEPT 187 TOTAL	JUSTICE COURT FUND	3,060.00	5,696.42	1,000.00	2,980.00	1,000.00		2,950.00	23,639.00
Net Rev to Expense	Fund: 187	2,396.00	1,265.58		3,029.62				

Virginia Township Justice Court ~ Storey County, Nevada

26 South B Street, Second Floor
Virginia City, Nevada 89440

775-847-0962 ◦ Facsimile: 775-847-0915
www.storeycounty.org

March 23, 2015

Storey County Board of Commissioners
26 South B Street
Virginia City NV 89440

Re: Justice Court Special Fund 187-000-10300-000

On each charge that comes before the Virginia Township Justice Court, in addition to any fine that is imposed, the Court is required to assess an administrative assessment (NRS 176.059), a court facility fee (NRS 176.011, and a specialty court program fee (NRS 176.0613).

A portion of each assessment is credited by the county to the Justice Court Special Revenue Fund and may only be used by the Court for the purposes of: 1) Improving the operations of the Court; 2) Acquiring appropriate advanced technology; 3) Costs for the use of advanced technology; 4) Training and education of personnel; 5) Acquisition of capital goods; 6) Management and operational studies; and 7) Audits.

Court facility fees may be used for the following purposes: 1) Acquiring land on which to construct additional facilities for the justice court or a regional justice center that includes the justice courts; 2) Construct or acquire additional facilities for the justice courts or a regional justice center that includes the justice courts; 3) Renovate or remodel existing facilities for the justice courts; 4) Acquire furniture, fixtures and equipment necessitated by the construction or acquisition of additional facilities or the renovation of any existing facility for the justice courts or a regional justice center that includes the justice court; 5) Acquire advanced technology for the use in additional or renovated facilities; and 6) Pay debt service on any bonds issued for the acquisition of land or facilities or the construction or renovation of facilities for the justice courts or a regional justice center that includes the justice courts.

Specialty court program fees are remitted to the Nevada Supreme Court, Administrative Office of the Courts for use in administering Nevada specialty court programs.

This letter shall serve as my formal designation that funds accumulated and on deposit with Storey County pursuant to NRS 176.059 and NRS 176.011, are committed for expenditure by the Virginia Township Justice Court for purposes as outlined in the aforementioned statutes. For Fiscal Year 2015/2016, $2500.00 will be used for training, and $200.00 will be used for fixtures in the courtroom.

Sincerely,

E.F. Herrington
Justice of the Peace, Virginia Township Justice Court

cc: Pat Whitten, Storey County Manager
Hugh Gallagher, Storey County Comptroller
Vanessa Stephens, Storey County Clerk-Treasurer

COMMUNICATIONS

Account #	Account Description	2013 Actual	2014 Actual	2015 Budget	06/2015 To Date	2015 Estimated	2016 Dpt Req	2016 Tentative	2016 Approved
DEPT 117	COMMUNICATIONS								
51	SALARY DIRECT EXPENSE								
51010-000	SALARIES & WAGES	408,769.22	381,786.18	425,229.00	346,808.17	425,229.00	453,880.00	453,880.00	453,880.00
51010-204	STREET VIBRATION	428.04							
51011-000	OVERTIME	14,947.40	35,767.59	14,213.00	25,429.79	14,213.00	14,404.00	14,404.00	14,404.00
510 TOTAL	SALARY DIRECT EXPENSE	424,144.66	417,553.77	439,442.00	372,237.96	439,442.00	468,284.00	468,284.00	468,284.00
51 TOTAL	SALARY DIRECT EXPENSE	424,144.66	417,553.77	439,442.00	372,237.96	439,442.00	468,284.00	468,284.00	468,284.00
52	FRINGE BENEFITS								
52010-000	PERS	82,410.58	97,952.01	92,754.00	79,872.79	92,754.00	110,378.00	110,378.00	110,378.00
52011-000	PACT	9,978.03	9,786.13	22,650.00	9,219.97	22,650.00	24,202.00	24,202.00	24,202.00
52012-000	HEALTH INSURANCE	72,583.36	109,198.65	106,743.00	72,066.72	106,743.00	82,890.00	82,890.00	82,890.00
52013-000	MEDICARE	6,054.63	6,344.10	6,372.00	5,430.91	6,372.00	6,902.00	6,902.00	6,902.00
52013-204	STREET VIBRATION	6.15							
52014-000	SOCIAL SECURITY	780.87	576.06	2,534.00	1,555.33	2,534.00	3,847.00	3,847.00	3,847.00
52015-000	UNEMPLOYMENT COMP		3,106.74						
520 TOTAL	FRINGE BENEFITS	171,813.62	226,963.69	231,053.00	168,145.72	231,053.00	228,219.00	228,219.00	228,219.00
52 TOTAL	FRINGE BENEFITS	171,813.62	226,963.69	231,053.00	168,145.72	231,053.00	228,219.00	228,219.00	228,219.00
53	OPERATIONAL EXPENSES								
53011-000	OFFICE SUPPLIES	647.20	252.26	1,000.00	784.91	1,000.00	1,100.00	1,100.00	1,100.00
53012-000	TELEPHONE	11,884.68	10,345.66	8,200.00	7,544.20	8,200.00	8,200.00	8,200.00	8,200.00
53013-000	TRAVEL		148.00						
53014-000	DUES & SUBSCRIP.			150.00		150.00	150.00	150.00	150.00
53016-000	EQUIPMENT MAINTENANCE	5,794.89	9,680.82	15,000.00	1,645.03	15,000.00	15,000.00	15,000.00	10,000.00
53020-000	PRINTING						250.00	250.00	250.00
53024-000	OPERATING SUPPLIES	96.25	461.47	600.00	332.22	600.00	600.00	600.00	500.00
53026-000	REPAIRS	101.36			2,128.00				
53027-000	RENTS AND LEASES	7,416.64	10,546.98	12,000.00	8,096.55	12,000.00	14,000.00	14,000.00	14,000.00
53028-000	COMMUNICATIONS	1,190.02	1,373.97	2,000.00	1,338.14	2,000.00	2,000.00	2,000.00	2,000.00
53029-000	TRAINING	1,013.37	688.69	1,500.00	480.01	1,500.00	1,500.00	1,500.00	1,500.00
53030-000	AUTO MAINTENANCE								500.00
53034-000	COMPUTER SOFTWARE			1,875.00	1,482.28	1,875.00	4,000.00	4,000.00	4,000.00
53040-000	GAS & DIESEL								1,000.00
53057-000	BUILDING MAINTENANCE	1,640.70	1,219.55	2,000.00		2,000.00	9,000.00	9,000.00	9,000.00
53070-000	PROFESSIONAL SERVICES	308.75			77.62				
530 TOTAL	SERVICES & SUPPLIES	30,093.86	34,717.40	44,325.00	23,908.96	44,325.00	55,800.00	55,800.00	52,200.00
53 TOTAL	OPERATIONAL EXPENSES	30,093.86	34,717.40	44,325.00	23,908.96	44,325.00	55,800.00	55,800.00	52,200.00
54	GENERAL GOVERNMENT								
54010-000	CAPITAL OUTLAY	29,851.82	5,923.45	2,000.00	1,881.54	2,000.00			

STOREY COUNTY
ESTIMATED EXPENDITURES FOR 2016

Account #	Account Description	2013 Actual	2014 Actual	2015 Budget	06/2015 To Date	2015 Estimated	2016 Dpt Req	2016 Tentative	2016 Approved
540 TOTAL	CAPITAL OUTLAY	29,851.82	5,923.45	2,000.00	1,881.54	2,000.00			
54160-000	COMPUTER EQUIPMENT	999.98	13,948.03	400.00	288.06	400.00	6,000.00	6,000.00	6,000.00
541 TOTAL	EQUIPMENT ADMINISTRATION	999.98	13,948.03	400.00	288.06	400.00	6,000.00	6,000.00	6,000.00
54311-000	911 SERVICE	31,435.82	29,720.69	27,000.00	26,380.62	27,000.00	30,000.00	30,000.00	30,000.00
543 TOTAL	PUBLIC SAFETY	31,435.82	29,720.69	27,000.00	26,380.62	27,000.00	30,000.00	30,000.00	30,000.00
54 TOTAL	GENERAL GOVERNMENT	62,287.62	49,592.17	29,400.00	28,550.22	29,400.00	36,000.00	36,000.00	36,000.00
DEPT 117 TOTAL	COMMUNICATIONS	688,339.76	728,827.03	744,220.00	592,842.86	744,220.00	788,303.00	788,303.00	784,703.00
Net Rev to Expense	Fund: 001	1,238,195.99	1,785,354.01		371,838.65-				

STOREY COUNTY COMMUNICATIONS

P.O. BOX 483
911 Highway 341
VIRGINIA CITY, NV 89440
775-847-0950

Fiscal Year 2015/16 Budget Request Justification

Overview:
The Storey County Communications Center plays a crucial role in public safety. The center is the critical first contact for citizens who need emergency help and general information. The Communications Center is staffed with 7 full time employees consisting of 6 Communications Specialists, and 1 Director and 2 part time Communications Specialists. Like the other public safety entities within Storey County, the Communications Center is a twenty-four hour, 7 days a week operation. The following summary is an explanation of how each account within this department is utilized.

Budget Request by Category:

Staffing: $ 696,502.46
Please note there is a $ 26,007.65 increase from the previous fiscal year. This increase is due to step increases, cost of living increases, PERS, medical insurance, shift differential pay, extra pay, etc. The staffing module for this year will be the same as the previous year. It will consist of six full-time Communication Specialists, the Director, and two part-time Communications Specialists.

Office Supplies: $1100.00
Please note there is a $100.00 change from the previous fiscal year. Items in this category include: paper, pens, binders, ink cartridges, files and various other office related items.

Telephone: $8200.00
Please note there is no change from the previous fiscal year. Funds in this category pay the monthly AT&T fees for phone lines and dedicated circuits.

Dues &Subscriptions: $150.00
Please note there is no change from the previous fiscal year. Funds in this category will be used for dues to professional organizations such as APCO and our post office box.

Equipment Maintenance: $15,000.00

Please note a there is no increase from the previous fiscal year. Funds in this category have been consolidated with repairs and will be used for maintenance on the Radio Equipment, Nortel Phone System, Sunridge Systems, Voice/Radio Recorder System, and all other equipment in the Communications Center.

Printing: $250.00
Funds in this category will be used to update and print dispatch manuals

Operating Supplies: $ 600.00
Please note there is no increase from the previous fiscal year. Funds in this category support of the overall operations of the Communications Center and include cleaning supplies and other various items of the like.

Repairs:
Please see Equipment Maintenance

Rents/Leases/Purchases: $14,000.00
Please note there is a $2000.00 increase from the previous fiscal year due to anticipated rate increases. Funds in this category are used for the monthly lease of the Voice/Radio Recorder System, yearly rent on Pond Peak and Como Repeaters, the Xerox machine, and other essentials. This account has been increased to ensure funded properly for lease increases.

Communications: $ 2000.00
Please note there is no change from the previous fiscal year. Funds in this category are used for various radio communications items such as handheld or mobile radios, cables and other accessories.

Training: $1,500.00
Please note there is no change the previous fiscal year. Funds in this category are to be used for training purposes. All staff must be certified as Emergency Medical Dispatchers. The Communications Department holds a training meeting every other month for staff members as part of required continuing education hours. Funds in this category will be used to support this program.

Building Maintenance: $ 9000.00
Please Note there is a $7000.00 change from last fiscal year. Funds in this category will be used for unplanned repairs needed at the communications center. It will also be used to do remove old phone liens and data cable throughout the court house. The phone blocks will be relocated from the wall near the restrooms to a secure location and the wall will be repaired and updated.

Capital Outlay: $ 2000.00
Please note there is no change from the previous fiscal year. Funds in this category will be used for the purchase of equipment that may need to be replaced throughout the year.

Computer Equipment: $6000.00

Please note a $5600.00 increase from the previous fiscal year. Funds in this category will be used to replace 2 dispatch console computers. The current computers used in communications are approximately 5 years old. 2 heavy duty built machines will replace the current computers. The existing computers will be used in other locations in communications center.

Computer Software: $ 4000.00

Please note a there is a $2,125.00 increase from the previous fiscal year. Funds from this account will be used to pay for software subscriptions and technical support.

911 Service: $30,000.00

Please note there is a $3000.00 change from the previous fiscal year. Funds in this category are to be used for the Secure VPN network and provide direct circuits. This will ensure public works, the building department, the Storey County Lockwood sheriff Sub Station, and the Communications Center remain on a secure internet network. This network includes multiple security firewalls and pathways, allowing the county facilities to remain functional during DSL outages.



IT DEPT.

STOREY COUNTY
ESTIMATED EXPENDITURES FOR 2016

Account #	Account Description	2013 Actual	2014 Actual	2015 Budget	06/2015 To Date	2015 Estimated	2016 Dpt Req	2016 Tentative	2016 Approved
DEPT 119	IT								
51	SALARY DIRECT EXPENSE								
51010-000	SALARIES & WAGES	182,711.06	190,597.88	204,296.00	162,752.79	204,296.00	209,355.00	209,355.00	209,355.00
510 TOTAL	SALARY DIRECT EXPENSE	182,711.06	190,597.88	204,296.00	162,752.79	204,296.00	209,355.00	209,355.00	209,355.00
51 TOTAL	SALARY DIRECT EXPENSE	182,711.06	190,597.88	204,296.00	162,752.79	204,296.00	209,355.00	209,355.00	209,355.00
52	FRINGE BENEFITS								
52010-000	PERS	42,148.11	50,578.16	52,606.00	41,891.25	52,606.00	58,619.00	58,619.00	58,619.00
52011-000	PACT	4,011.21	4,118.36	8,424.00	3,574.08	8,424.00	8,424.00	8,424.00	8,424.00
52012-000	HEALTH INSURANCE	30,803.55	40,849.60	43,728.00	30,058.85	43,728.00	43,728.00	43,728.00	43,728.00
52013-000	MEDICARE	2,600.17	2,856.36	2,962.00	2,331.41	2,962.00	3,036.00	3,036.00	3,036.00
520 TOTAL	FRINGE BENEFITS	79,563.04	98,402.48	107,720.00	77,855.59	107,720.00	113,807.00	113,807.00	113,807.00
52 TOTAL	FRINGE BENEFITS	79,563.04	98,402.48	107,720.00	77,855.59	107,720.00	113,807.00	113,807.00	113,807.00
53	OPERATIONAL EXPENSES								
53011-000	OFFICE SUPPLIES	323.13	296.87	300.00	296.95	300.00	300.00	300.00	300.00
53012-000	TELEPHONE	4,408.66	6,910.78	6,000.00	4,251.89	6,000.00	6,000.00	6,000.00	6,000.00
53013-000	TRAVEL	602.05	162.72	1,000.00		1,000.00	1,000.00	1,000.00	500.00
53016-000	EQUIPMENT MAINTENANCE	890.09	2,412.19	2,500.00	470.96	2,500.00	2,500.00	2,500.00	1,500.00
53022-000	UTILITIES	1,195.36	5,383.45	7,000.00	4,911.39	7,000.00	8,000.00	8,000.00	8,000.00
53024-000	OPERATING SUPPLIES	793.74	1,175.40	2,000.00	1,021.57	2,000.00	2,000.00	2,000.00	1,500.00
53026-000	REPAIRS		440.96	500.00		500.00	500.00	500.00	500.00
53027-000	RENTS AND LEASES	3,538.93	4,085.97	3,400.00	3,148.45	3,400.00	4,420.00	4,420.00	4,420.00
53028-000	COMMUNICATIONS	14,266.20	18,162.89	20,000.00	16,249.73	20,000.00	40,000.00	40,000.00	40,000.00
53029-000	TRAINING		1,758.62	2,000.00		2,000.00	2,000.00	2,000.00	2,000.00
53030-000	AUTO MAINTENANCE	482.37	358.99	1,500.00	354.19	1,500.00	1,500.00	1,500.00	1,500.00
53034-000	COMPUTER SOFTWARE		15,036.08	16,500.00	11,308.92	16,500.00	16,500.00	16,500.00	16,500.00
53040-000	GAS & DIESEL	2,199.28	3,177.47	5,000.00	2,872.13	5,000.00	5,000.00	5,000.00	4,000.00
53041-000	TIRES		743.84	1,000.00		1,000.00	2,500.00	2,500.00	2,500.00
53057-000	BUILDING MAINTENANCE			1,000.00	914.01	1,000.00	11,000.00	11,000.00	1,000.00
53070-000	PROFESSIONAL SERVICES	2,615.40	23,885.14	2,500.00	1,279.73	2,500.00	2,500.00	2,500.00	2,500.00
53070-270	GIS	5,000.00	5,000.00	5,000.00	5,000.00	5,000.00	5,000.00	5,000.00	5,000.00
53072-000	FURNITURE AND FIXTURES	70.73	480.29	500.00	497.20	500.00	500.00	500.00	500.00
530 TOTAL	SERVICES & SUPPLIES	36,385.94	89,471.66	77,700.00	52,577.12	77,700.00	111,220.00	111,220.00	98,220.00
53 TOTAL	OPERATIONAL EXPENSES	36,385.94	89,471.66	77,700.00	52,577.12	77,700.00	111,220.00	111,220.00	98,220.00
54	GENERAL GOVERNMENT								
54010-000	CAPITAL OUTLAY			10,000.00		10,000.00	15,000.00	15,000.00	
540 TOTAL	CAPITAL OUTLAY			10,000.00		10,000.00	15,000.00	15,000.00	

Account #	Account Description	2013 Actual	2014 Actual	2015 Budget	06/2015 To Date	2015 Estimated	2016 Dpt Req	2016 Tentative	2016 Approved
54160-000	COMPUTER EQUIPMENT	36,088.42	56,094.67	43,300.00	36,844.92	43,300.00	91,050.00	91,050.00	91,050.00
541 TOTAL	EQUIPMENT ADMINISTRATION	36,088.42	56,094.67	43,300.00	36,844.92	43,300.00	91,050.00	91,050.00	91,050.00
54 TOTAL	GENERAL GOVERNMENT	36,088.42	56,094.67	53,300.00	36,844.92	53,300.00	106,050.00	106,050.00	91,050.00
56	MISCELLANEOUS								
56500-000	MISCELLANEOUS	165.12	31.90	100.00		100.00	100.00	100.00	100.00
565 TOTAL	MISCELLANEOUS	165.12	31.90	100.00		100.00	100.00	100.00	100.00
56 TOTAL	MISCELLANEOUS	165.12	31.90	100.00		100.00	100.00	100.00	100.00
DEPT 119 TOTAL	IT	334,913.58	434,598.59	443,116.00	330,030.42	443,116.00	540,532.00	540,532.00	512,532.00
Net Rev to Expense	Fund: 001	1,238,195.99	1,785,354.01		371,838.65-				

Storey County IT Department
145 North C Street
PO BOX 603
Virginia City, NV 89440

Phone: (775) 847-1152
Fax: (775) 847-1138
Cell: (775) 291-4752
jdeane@storeycounty.org
www.storeycounty.org

2015/2016 IT Department Budget Narrative

SALARIES

The IT Department consists of one IT Director, one Network Technician II and one Network Administrator.

BENEFITS

Benefits are calculated out using the appropriate contracts that are in place as per Human Resources.

OPERATIONAL EXPENSES

Office Supplies

We expect the same cost as last year for office supplies.

Telephone

We expect the same cost as last year for telephone services.

Travel

This line item remains unchanged. Travel has been kept to state and local functions only.

Dues & Subscriptions

There are no current or foreseen expenses for dues or subscriptions.

Equipment Maintenance

This line item covers repairs to out of warranty equipment that still has operational value and allows us to extend service life on equipment providing maximum ROI. No Change.

Storey County IT Department
145 North C Street
PO BOX 603
Virginia City, NV 89440

Phone: (775) 847-1152
Fax: (775) 847-1138
Cell: (775) 291-4752
jdeane@storeycounty.org
www.storeycounty.org

Utilities

Utilities are up $1000.00 from last year to account for increased power needs.

Operating Supplies

This line item remains unchanged. It covers general disposable items like keyboards, battery backups, hard drives, USB Drives and other general IT type equipment and tools used on our repair bench.

Repairs

The repairs line item remains the same and is now designated for non-electrical repairs not related to regular building maintenance.

Rents/Lease/Purchase

The rents/lease/purchase line item remains increased by 30% and reflects the lease buy-out project and continuing maintenance agreement to support the department copier.

Communications

The communications line item has doubled as we have a large fiber project going into the IT Department that will increase County speeds from 10MBx10MB to 100MBx100MB. This should satisfy County bandwidth requirements for the foreseeable future.

Training

The training line item remains unchanged. It covers staff development training.

Auto Maintenance

The auto maintenance line item remains unchanged.

Computer Software

Computer software line item remains unchanged. This covers our on-going Software Assurance for Microsoft Server and Exchange, VMware, Anti-Virus and Backup subscriptions. Also included in this line item is the AS400 software support agreement with ADS.

Storey County IT Department
145 North C Street
PO BOX 603
Virginia City, NV 89440

Phone: (775) 847-1152
Fax: (775) 847-1138
Cell: (775) 291-4752
jdeane@storeycounty.org
www.storeycounty.org

Gas and Diesel

This line item is unchanged and reflects fuel for two vehicles for one year.

Tires

The tires line item increased as the (2) current vehicles will need new tires within 1 year.

Building Maintenance

Included is $6,000.00 for Air Conditioning Upgrades for the Server Room, $4,000.00 for Electrical Panel installation and wiring of new dedicated circuits, as well as $1,000.00 for general building repairs like water, sewer, or existing electrical.

Professional Services

This line item remains unchanged. It is for providing technical consulting or even emergency IT services as needed.

GIS

This line item remains unchanged. It is a portion of the yearly costs of GIS Support Services thru Inter-Local Agreement with Douglas County.

Furniture and Fixtures

This line item remains unchanged. It covers desks, chairs and shelving.

CAPITAL OUTLAY

Capital Outlay

We would like to upgrade the electrical service to 200 AMPS from 100 AMPS, but research shows that the NV Energy would need to replace the transformer at a costs estimate of $15,000.00

Storey County IT Department
145 North C Street
PO BOX 603
Virginia City, NV 89440

Phone: (775) 847-1152
Fax: (775) 847-1138
Cell: (775) 291-4752
jdeane@storeycounty.org
www.storeycounty.org

Computer Equipment

This line item has been considerably increased as we anticipate extensive infrastructure upgrade requirements in both Virginia City and the McCarren Government Center. This includes a major Firewall upgrade to accommodate the new fiber service, the core switch infrastructure at the McCarren Government Center, UPS monitoring interfaces, a backup DLT tape drive for the old AS400 for disaster recovery, a small firewall for the Quad County network, a new Web Filter for the fiber connection to monitor bandwidth allocation, Backup Exec VMWare module, an on the shelf standby Cisco router for the wireless backbone in Virginia City, and a larger enterprise class storage array to house all the shared files, servers, emails and backups.

Miscellaneous

This line item remains unchanged. It reflects business meeting costs and is kept very minimal but is still accounted for.

Insurance Deductable

This line item remains unchanged at zero.

Storey County IT Department
145 North C Street
PO BOX 603
Virginia City, NV 89440

Phone: (775) 847-1152
Fax: (775) 847-1138
Cell: (775) 291-4752
jdeane@storeycounty.org
www.storeycounty.org

2015/2016 IT Annual Budget Request Breakdown

SALARIES

51010	Salaries and Wages	$209,354.76

BENEFITS

52010	PERS	$58,619.33
52011	PACT	$8,424.00
52012	Health Insurance	$46,866.00
52013	Medicare	$3035.64
52014	Unemployment	$0

- One Salaried IT Director
- One Full Time Network Tech II
- One Full Time Network Administrator

OPERATIONAL EXPENSES

53011	Office Supplies	$300.00

- General office supplies (Pens, paper, envelopes, staples, paperclips, DVD-R)

53012	Telephone	$6,000.00

- $1,000.00 for Cell phone for James Deane
- $1,000.00 for Cell Phone for Larry Logan
- $1,000.00 for Cell Phone for Tim Shropshire
- $3,000.00 for Phone/Fax/DSL lines in Training Building / Data Center / TRI

53013	Travel	$1,000.00

- State / Local IT Conferences or Seminars

53014	Dues & Subscriptions	$0
53016	Equipment Maintenance	$2,500.00

- Repairs on out of warranty equipment (Printers, computers, UPS)

Storey County IT Department
145 North C Street
PO BOX 603
Virginia City, NV 89440

Phone: (775) 847-1152
Fax: (775) 847-1138
Cell: (775) 291-4752
jdeane@storeycounty.org
www.storeycounty.org

53022 Utilities $8,000.00

- $1,200.00 for Water/Sewer - Training Building / Data Center
- $1,800.00 for Propane - Training Building / Data Center
- $5,000.00 for Electric - Training Building / Data Center

53024 Operating Supplies $2,000.00

- Small disposable equipment like mice, keyboards, battery backups

53026 Repairs $500.00

- Repairs to non-electrical equipment

53027 Rents/Lease/Purchase $4,420.00

- IT Department Copier Lease

53028 Communications $40,000.00

- $8,000.00 for Quad County tower fees for two radios (Pond Peak)
- $30,000.00 for 100MB/100MB Fiber Internet Link (Exchange, Web Servers)
- $1,000.00 for redundant internet connection with remote access (Uverse)
- $1,000.00 for Courthouse Wireless DSL

53029 Training $2,000.00

- IT Training and Certification

53030 Auto Maintenance $1,500.00

- Vehicle maintenance for two vehicles

53034 Computer Software $16,500.00

- $10,000.00 for On-Going County-Wide Microsoft Software Licensing
- $3,500.00 for yearly Anti-Virus and Symantec Backup subscriptions
- $3,000.00 for yearly IBM AS400 Software Support

Storey County IT Department
145 North C Street
PO BOX 603
Virginia City, NV 89440

Phone: (775) 847-1152
Fax: (775) 847-1138
Cell: (775) 291-4752
jdeane@storeycounty.org
www.storeycounty.org

53040 Gas and Diesel $5,000.00

- Gas expenses for two vehicles yearly

53041 Tires $2,500.00

- Vehicle Tires For (2) Vehicles

53057 Building Maintenance $11,000.00

- $6,000.00 for Air Conditioning Upgrade Server Room
- $4,000.00 for Electrical Panel, Wiring New Circuits, Grounding
- $1,000.00 for Plumbing, Sewer or Electrical repairs to Training Building

53070 Professional Services $2,500.00

- Subcontract work for IT Services (VMware, Exchange, Tower Work)

53070-270 Mapping $5,000.00

- GIS Support Services thru Inter-Local with Douglas County

53072 Furniture and Fixtures $500.00

- Desks, chairs and related office furniture

CAPITAL OUTLAY

54010 Capital Outlay $0

- $15,000.00 for NV Energy Transformer Upgrade to provide 200 AMP Service

Storey County IT Department
145 North C Street
PO BOX 603
Virginia City, NV 89440

Phone: (775) 847-1152
Fax: (775) 847-1138
Cell: (775) 291-4752
jdeane@storeycounty.org
www.storeycounty.org

54160 Computer Equipment $91050.00

- $700.00 for UPS Management Cards (2)
- $4,700.00 for Backup DLT Drive For Old AS400 (Disaster Recovery)
- $600.00 for Spare Router for Wireless Backbone in Virginia City
- $1,250.00 for Cisco ASA 5505 Firewall (Hot Spare)
- $4,000.00 for Cisco ASA 5512 County Fiber Upgrade
- $6,000.00 for Barracuda 100MBx100MB Web Filter
- $18,000.00 for HP 5406 Switch for McCarren Government Center (TRI)
- $5,600.00 for VMWare Backup Exec Module
- $3,500.00 for Offsite DLT Backups, Controller and 12 LTO Tapes
- $11,000.00 for Standby/Hot Spare VMWare Server
- $35,700.00 for HP 3PAR STORESERV Storage Array

56500 Miscellaneous $100.00

- Business Meetings

56602 Insurance Deductable $0

COMPTROLLER

STOREY COUNTY
ESTIMATED EXPENDITURES FOR 2

Account #	Account Description	2013 Actual	2014 Actual	2015 Budget	06/2015 To Date	2015 Estimated	2016 Dpt Req	2016 Tentative	2016 Approved
DEPT 121	COMPTROLLER								
51	SALARY DIRECT EXPENSE								
51010-000	SALARIES & WAGES	167,210.49	212,289.41	168,671.00	135,932.44	168,671.00	222,946.00	222,946.00	222,946.00
51020-000	LONGEVITY	6,584.13	2,356.97						
510 TOTAL	SALARY DIRECT EXPENSE	173,794.62	214,646.38	168,671.00	135,932.44	168,671.00	222,946.00	222,946.00	222,946.00
51 TOTAL	SALARY DIRECT EXPENSE	173,794.62	214,646.38	168,671.00	135,932.44	168,671.00	222,946.00	222,946.00	222,946.00
52	FRINGE BENEFITS								
52010-000	PERS	40,368.51	45,848.19	43,433.00	35,002.53	43,433.00	62,425.00	62,425.00	62,425.00
52011-000	PACT	2,658.22	2,467.74	5,616.00	221,723.83	5,616.00	8,424.00	8,424.00	8,424.00
52012-000	HEALTH INSURANCE	12,995.44	26,549.48	28,565.00	21,140.42	28,565.00	32,024.00	32,024.00	32,024.00
52013-000	MEDICARE	2,402.23	3,047.44	2,446.00	1,911.94	2,446.00	3,233.00	3,233.00	3,233.00
520 TOTAL	FRINGE BENEFITS	58,424.40	77,912.85	80,060.00	279,778.72	80,060.00	106,106.00	106,106.00	106,106.00
52 TOTAL	FRINGE BENEFITS	58,424.40	77,912.85	80,060.00	279,778.72	80,060.00	106,106.00	106,106.00	106,106.00
53	OPERATIONAL EXPENSES								
53010-000	POSTAGE	58.00	117.63	100.00	177.98	100.00	100.00	100.00	100.00
53011-000	OFFICE SUPPLIES	379.06	1,060.70	700.00	1,095.76	700.00	700.00	700.00	700.00
53012-000	TELEPHONE	2,133.42	2,387.74	2,000.00	2,098.09	2,000.00	2,300.00	2,300.00	2,300.00
53013-000	TRAVEL	1,618.49	1,600.18	3,000.00	1,879.18	3,000.00	3,500.00	3,500.00	3,500.00
53014-000	DUES & SUBSCRIP.	320.00	380.00	200.00	270.00	200.00	300.00	300.00	300.00
53016-000	EQUIPMENT MAINTENANCE			400.00		400.00			
53027-000	RENTS AND LEASES	3,483.48	3,438.83	4,100.00	2,930.80	4,100.00	5,300.00	5,300.00	5,300.00
53029-000	TRAINING	420.00	2,654.25	4,000.00	3,022.00	4,000.00	2,000.00	2,000.00	2,000.00
53035-000	RECORD MANAGEMENT	119.00	85.00	100.00		100.00	100.00	100.00	100.00
53070-000	PROFESSIONAL SERVICES	3,926.22	7,652.00	12,000.00	25,447.75	12,000.00	19,000.00	19,000.00	19,000.00
53072-000	FURNITURE AND FIXTURES	316.56			605.76				
53090-000	AUDIT/BUDGET	33,200.00	34,000.00	40,000.00	36,000.00	40,000.00	40,000.00	40,000.00	40,000.00
530 TOTAL	SERVICES & SUPPLIES	45,974.23	53,376.33	66,600.00	73,527.32	66,600.00	73,300.00	73,300.00	73,300.00
53 TOTAL	OPERATIONAL EXPENSES	45,974.23	53,376.33	66,600.00	73,527.32	66,600.00	73,300.00	73,300.00	73,300.00
54	GENERAL GOVERNMENT								
54120-000	EQUIPMENT ACQUISITION			1,000.00		1,000.00	2,000.00	2,000.00	2,000.00
54160-000	COMPUTER EQUIPMENT		2,416.30	2,000.00	29.00	2,000.00	2,000.00	2,000.00	2,000.00
541 TOTAL	EQUIPMENT ADMINISTRATION		2,416.30	3,000.00	29.00	3,000.00	4,000.00	4,000.00	4,000.00
54 TOTAL	GENERAL GOVERNMENT		2,416.30	3,000.00	29.00	3,000.00	4,000.00	4,000.00	4,000.00
TOTAL	COMPTROLLER	278,193.25	348,351.86	318,331.00	489,267.48	318,331.00	406,352.00	406,352.00	406,352.00
Net Rev to Expense	Fund: 001	1,238,195.99	1,785,354.01		371,838.65-				

STOREY COUNTY

COMPTROLLER BUDGET NOTES

2016

SALARY AND WAGES

New addition to Office Staff, plus salary reclassification of current staff for attaining a Associates Degree in accounting.

POSTAGE

No adjustment.

OFFICE SUPPLIES

No adjustment.

TELEPHONE

SBC, Nextel and Cellco will increase rates in 2016.

TRAVEL

Anticipated travel to CFOA in Pahrump $1,200

Anticipated travel to NACO Henderson $1,200

Anticipated travel to GFOA $1,100

DUES AND SCRIPTIONS

Additional employee dues.

RENTS/LEASES

30% anticipated in December through copier renewal.

TRAINING

A reduction of $2,000 for education.

RECORD MANAGEMENT

No adjustment.

PROFESSIONAL SERVICES

Gransbery $15,000

Mahoney $3000

Muckel/Anderson $1,000

AUDIT/BUDGET

No adjustment.

EQUIPMENT ACQUISTION

Increase for new employee

COMPUTER EQUIPMENT

Increase for new employee

EMERGENCY MANAGEMENT

STOREY COUNTY
ESTIMATED EXPENDITURES FOR 2016

Account #	Account Description	2013 Actual	2014 Actual	2015 Budget	06/2015 To Date	2015 Estimated	2016 Dpt Req	2016 Tentative	2016 Approved
DEPT 142	EMERGENCY MANAGEMENT								
51	SALARY DIRECT EXPENSE								
51010-000	SALARIES & WAGES	83,358.89	82,356.39	21,678.00	17,509.17	21,678.00	21,678.00	21,678.00	21,678.00
510 TOTAL	SALARY DIRECT EXPENSE	83,358.89	82,356.39	21,678.00	17,509.17	21,678.00	21,678.00	21,678.00	21,678.00
51 TOTAL	SALARY DIRECT EXPENSE	83,358.89	82,356.39	21,678.00	17,509.17	21,678.00	21,678.00	21,678.00	21,678.00
52	FRINGE BENEFITS								
52010-000	PERS	14,001.48	16,229.79	1,444.00		1,444.00			
52011-000	PACT	2,146.22	2,241.82	1,691.00	735.22	1,691.00	1,691.00	1,691.00	1,691.00
52012-000	HEALTH INSURANCE	16,924.85	18,800.78	15,163.00	9,295.08	15,163.00	15,163.00	15,163.00	15,163.00
52013-000	MEDICARE	1,110.82	1,180.35	314.00	209.62	314.00	315.00	314.00	314.00
52014-000	SOCIAL SECURITY	1,107.70	1,131.52		896.63		1,431.00	1,431.00	1,431.00
520 TOTAL	FRINGE BENEFITS	35,291.07	39,584.26	18,612.00	11,136.55	18,612.00	18,600.00	18,599.00	18,599.00
52 TOTAL	FRINGE BENEFITS	35,291.07	39,584.26	18,612.00	11,136.55	18,612.00	18,600.00	18,599.00	18,599.00
53	OPERATIONAL EXPENSES								
53011-000	OFFICE SUPPLIES	764.11	966.48	600.00	600.00	600.00	500.00	500.00	500.00
53012-000	TELEPHONE	2,830.29	2,731.11	850.00	603.46	850.00	850.00	850.00	850.00
53013-000	TRAVEL	660.06	263.12	250.00	79.76	250.00	250.00	250.00	250.00
53014-000	DUES & SUBSCRIP.	360.00	185.00	200.00		200.00	200.00	200.00	200.00
53020-000	PRINTING	48.99	500.00	500.00	167.50	500.00	500.00	500.00	500.00
53022-000	UTILITIES		208.00	300.00	287.00	300.00	300.00	300.00	300.00
53024-000	OPERATING SUPPLIES	1,014.22	5,266.94	1,000.00	866.01	1,000.00	1,500.00	1,500.00	1,500.00
53027-000	RENTS AND LEASES	276.05	238.85						
53029-000	TRAINING	1,149.56	1,691.58	2,000.00	1,891.92	2,000.00	2,000.00	2,000.00	2,000.00
53030-000	AUTO MAINTENANCE		91.14	800.00		800.00	800.00	800.00	800.00
53034-000	COMPUTER SOFTWARE			600.00	844.93	600.00	1,200.00	1,200.00	1,200.00
53040-000	GAS & DIESEL	785.22	538.71	800.00	481.54	800.00	800.00	800.00	800.00
53070-000	PROFESSIONAL SERVICES	711.95							
530 TOTAL	SERVICES & SUPPLIES	8,600.45	12,680.93	7,900.00	5,822.12	7,900.00	8,900.00	8,900.00	8,900.00
53 TOTAL	OPERATIONAL EXPENSES	8,600.45	12,680.93	7,900.00	5,822.12	7,900.00	8,900.00	8,900.00	8,900.00
54	GENERAL GOVERNMENT								
54090-000	EMERGENCY MITIGATION			5,000.00		5,000.00	5,000.00	5,000.00	5,000.00
540 TOTAL	CAPITAL OUTLAY			5,000.00		5,000.00	5,000.00	5,000.00	5,000.00
54160-000	COMPUTER EQUIPMENT			1,400.00	1,200.00	1,400.00	5,000.00	5,000.00	5,000.00
541 TOTAL	EQUIPMENT ADMINISTRATION			1,400.00	1,200.00	1,400.00	5,000.00	5,000.00	5,000.00

Account #	Account Description	2013 Actual	2014 Actual	2015 Budget	06/2015 To Date	2015 Estimated	2016 Dpt Req	2016 Tentative	2016 Approved
54	TOTAL GENERAL GOVERNMENT			6,400.00	1,200.00	6,400.00	10,000.00	10,000.00	10,000.00
DEPT 142	TOTAL EMERGENCY MANAGEMENT	127,250.41	134,621.58	54,590.00	35,667.84	54,590.00	59,178.00	59,177.00	59,177.00
Net Rev to Expense	Fund: 001	1,238,195.99	1,785,354.01		371,838.65-				

STOREY COUNTY EMERGENCY MANAGEMENT

Fiscal Year 2015/16 Budget Request Justification Summary Sheet

Overview

We have worked to keep our line item budget as flat as possible and to be as conservative as possible in our operations and the overall bottom line for the county's general fund. We pursue all grant funding opportunities that we are able to take advantage of in order to provide the best services to the residents and visitors of Storey County.

Storey County Emergency Management has been a less than half time position for the Director with Community Services Officer Cherie Nevin assisting with vital support for grant programs and management.

Listed below you will find a summary of the line item budget requests that we have made.

Summary of Line Item Budget:

- Nearly all of the line items in our budget remained flat (no increases) from the previous fiscal year
- Increased the Operating Supplies line item for public outreach materials
- Increased Computer Software and Equipment to purchase replacement laptops and software for our Emergency Coordination Center.

Total Budget Request: $59,177.00

STOREY COUNTY EMERGENCY MANAGEMENT

Fiscal Year 2015/16 Budget Request Justification by Line Item

Budget Request by Category:

Salary & Benefits: $40,276.80
Salary: $21,678.00
Benefits: $18,598.80
The Emergency Management Director is a less than Part Time position. In past years, we have received approximately $21,000 in grant funds through the Emergency Management Performance Grant to offset salary costs. It is anticipated that we will receive this grant once again, but an exact time frame or amount of money is unknown at this time.

53011 Office Supplies: $500
Please note $100 DECREASE from previous fiscal year
Items in this category include: paper, pens, binders, ink cartridges, files and various other office related items. Some of these daily functioning materials we are able to obtain from SERC administrative grant funds that help to defray some of our costs.

53012 Telephone: $850
Please note NO change from previous fiscal year
Funds in this category are used for recurring monthly charges of 1 Sprint Aircard and 1 Satellite Phone and teleconferencing services. The emergency management director maintains a personal cell phone for business purposes with no additional cost to the county.

53013 Travel: $250
Please note NO change from previous fiscal year
Funds in this category will be used for travel expenses associated with staff attending training conferences, classes and meetings out of the county. Most of the travel expenses for our department are reimbursed by State and Federal grants. We have attended no-cost local or state conferences relating to ongoing county emergency planning projects. We strive to keep our travel costs as low as possible by attending in state conferences and trainings.

53014 Dues & Subscriptions $200
Please note NO change from previous fiscal year
Funds in this category will be used to support annual dues for the International Association of Emergency Managers for Joe Curtis. IAEM brings together emergency managers and disaster response professionals from all levels of government, as well as the military, the private sector and volunteer organizations worldwide.

53020 Printing $500
Please note NO change from previous fiscal year
Funds in this category will be used to print and distribute public outreach materials. Public outreach is the core of public education relating emergency preparedness. We want to make sure that we provide the most up to date materials to our citizens as possible. We are attempting to make greater use of our social media and web page resources to reach out to the public with preparedness information.

53022 Utilities $300
Please note NO change from previous fiscal year
Funds in this category will be used to pay for cable television at the Emergency Management Office. Being able to monitor events happening in our region and nation are an important component in the preparedness cycle of emergency management. Cable television allows staff to monitor news outlets when needed during emergency situations.

53024 Operating Supplies: $1,500
Please note INCREASE of $500 from previous fiscal year
Funds in this category support the overall operations of the Emergency Coordination Center. This fund also supports the daily operating items of our department. We hope to be able to purchase some educational materials to distribute to the public during various community events such as National Night Out and National Preparedness Month. In the current budget we replaced items for the North County training facility.

53029 Training: $2,000
Please note NO change from previous fiscal year
Funds in this category are to be used to support various emergency management related trainings for county employees, such as ICS Trainings, Hazmat Trainings and cooperative Sand table trainings between the various county departments. Please note that we explore and have been very successful in obtaining grant funds to offset training costs.

53030 Auto Maintenance: $800
Please note NO change from previous fiscal year
The Department currently has one vehicle assigned to the department. This vehicle is a Chevrolet Tahoe and is primarily used by the Director Curtis. Such maintenance items for this vehicle will include regular service at suggested mileage intervals, tires and other repairs that may arise. This vehicle is aging and we want to make sure that we have the proper funds budgeted should any major repairs be needed. This vehicle is used both for Emergency Management functions as well as response to Fire Department related emergency events.

53034 Computer Software: $1,200
Please note INCREASE from previous fiscal year
Funds in this category will be used to purchase software for our aging laptop computers assigned to our Emergency Coordination Center. The current computers are operating on software that is no longer supported by either the manufacturer or our county information technology department.

53040 Gas and Diesel: $800
Please note NO change from previous fiscal year
Funds in this category are used for vehicle fuel costs. We anticipate that the cost of fuel will continue to rise during the next fiscal year and the amount budgeted should allow for proper funding. We work to be as conservative as possible with travel in county vehicles thus keeping our fuel costs very low.

54090 Emergency Mitigation: $5,000
Although, we haven't had any disasters during this fiscal year that prompted the use of this fund; we feel that it is important to keep the balance of the Emergency Mitigation Fund stable in the event that we need to access the fund for other disaster related expenses.

54160 Computer Equipment: $5,000
Please note INCREASE from previous fiscal year
Funds in this category will be used to replace aging laptop computers for our Emergency Coordination Center. This amount of funding will allow us to replace three (3) laptop computers so that we have the most up to date and current equipment in our Emergency Coordination Center. Please note that this laptops are available to all county departments to use for training classes and special projects that may require the use of a laptop computer.

TOTAL SERVICE & SUPPLIES: $18,900

TOTAL BUDGET REQUEST: $59,177.00
FY 2014/15 Budget Request was $54,590

STOREY COUNTY EMERGENCY MANAGEMENT

Grant Funding

Storey County Emergency Management through our Local Emergency Planning Committee is fortunate to be able to receive several grants each year that are 100% funded grants with no county matching funds required.

In July of each year, we are eligible to receive $30,000 from the State of Nevada Emergency Response Commission. $25,000 of this is dedicated to Hazmat Related Supplies and the $4,000 is dedicated to support the functions of our LEPC. This funding source has gone down $5,000.00 on the equipment from previous years.

Also, in July of each year we are eligible to receive $25,000 again from the State of Nevada Emergency Response Commission as part of the United We Stand Grant Program. This grant program is specific to equipment and planning to support combating terrorism. This is a very important source of funding to secure our county infrastructure. This funding source has gone down $5,000.00 from previous years due to the decline in sales of the United We Stand license plates.

Throughout the year we are also eligible and apply for Hazardous Materials Emergency Planning Grants that support planning and training efforts. We have been very successful in years past in securing most all grants that we apply for through the State Emergency Response Commission.

In addition, we typically receive approximately $21,000 from the State of Nevada through the Emergency Management Performance Grant Program. These funds come down from the Federal Emergency Management Agency and we have no timelines on, if and when funding will be received for this upcoming fiscal year. This grant in the past had supported a portion of the salary for Cherie Nevin. We anticipate utilizing these funds to offset salary costs for Joe Curtis.

We feel very fortunate to be able to bring these funding sources to the county helping to offset projects and programs that would otherwise not happen due to our every limited operating budget.

We occasionally have opportunities to obtain interim year grants for planning or training functions which we generally always take advantage of.

STOREY COUNTY EMERGENCY MANAGEMENT

Program Overview

Storey County Emergency Management provides for all of the Emergency Planning for our five primary disaster concerns (Earthquake, Wildland fire, winter storm, Wind and Flooding) as well as management of the federally required Local Emergency Planning Committee (LEPC). Involvement with oversight of hazardous materials utilized by private industry within the county that uses and stores such in the course of their business practices. Administration of the Emergency Coordination Center (ECC) which activates during major emergency incidents and planning of hazardous materials training and exercises put on to enhance the knowledge and capabilities of our first responder personnel. Planning for evacuations, emergency preparedness and public outreach and education is another aspect of this less than half time county Department.

Over the past twelve months, Emergency Management has continued to pursue a number of programs and grants. We have received grants for public safety mitigation equipment, planning and training and a portion of personnel costs. We have pursued contacts and maintained close communications with counterparts in Washoe, Lyon, Carson City and Douglas Counties regarding Emergency Management matters. We continue to meet with them regularly.

We continue to remain active in several state working groups including; the Emergency Management Coordinating Council (EMCC) to which Joe Curtis has just been appointed Chair, State of Nevada Emergency Response Commission, State of Nevada Citizen Corp Council, Hazard Mitigation Planning Committee and the Nevada Earthquake Preparedness Council.

We participated in National Preparedness Month a nationwide effort that promotes making sure that everyone is prepared; this occurs in September of each year. We also participated in the National Night out event in August and shared emergency preparedness materials with residents of the county. We have attended neighborhood watch meetings in the Virginia Highlands and Lockwood communities presenting residents with information on preparedness. In addition, we participate in local business watch programs.

Our Local Emergency Planning Committee (LEPC) has continued to function at a very high level in the county. We can boast that we have the best involvement and attendance in the state from both public and private sectors with our LEPC. This has been recognized by the State of Nevada Emergency Response Commission who oversees the LEPC statewide mission. The Emergency Planning and Community Right-To-Know Act (EPCRA)mandates that each county maintains a LEPC which provides planning for chemical emergencies, provides for notification of emergency releases of chemicals, and addresses the communities' right-to-know about toxic and hazardous chemicals.

We continue to provide training as needed for all county personnel to the minimum levels required by FEMA for emergency preparedness.

Storey County Emergency Management continues to participate in the hazardous materials reporting program and state hazardous materials data base as required by the State Emergency Response Commission.
Storey County continues to administer a grant to pay for coordination costs associated with the FireShowsReno Hazmat Training Program. Storey County was asked to take on these grants funds due to our close working relationship with the State Emergency Response Commission

and our excellent grant reporting. This is a statewide training program on hazardous materials response that is held in Reno each October. We worked hand in hand with the State Emergency Response Commission and the Event Planner to ensure that a great conference was produced. We anticipate being the recipient of grant funds again this year.

We coordinated regional training exercises related to hazmat in 2014. We partnered with our local business partners on these training efforts and will continue to maximize those partnerships in the coming years.

We have successfully secured grant funding to make drainage improvements on Six Mile Canyon Road. This project has been in the works since 2009. This will be a multi-year project and cooperative effort between several county departments.

Emergency Management responds to all major emergency incidents in Storey County and assists with oversight of such incidents. We work closely with all county departments and cooperating partners in maintaining the quality of life in Storey County that our citizens have become accustomed to. We are working to refine our Emergency Coordination Center functions.

Thank you for the opportunity to serve and participate in the need for Emergency Management in Storey County.

EMERGENCY MITIGATION

5/4/2015						
Emergency Mitigation	**2012-13**	**2013-14**	**2014-15**	**2014-15**	**2015-16**	**2015-16**
	Actual	Final	Tentative	YTD 3/ /15	Tentative	Final
Revenues	Audit	Audit	& Final			
Tranfer from General	0	13828	0	0	0	0
Total Revenues	**0**	**13828**	**0**	**0**	**0**	**0**
Expenditures						
Service & Supplies	4609	9,219	50,000	20,000	50,000	50,000
Capital Outlay	0	0				
Total Expense	**4609**	**9,219**	**50,000**	**20,000**	**50,000**	**50,000**
Revenue vs Expense	**-4,609**	**4,609**	**-50,000**	**-20,000**	**-50,000**	**-50,000**
Beginning Fund Bal	100,000	95,391	100,000	100,000	80,000	80,000
Ending Fund Bal	95,391	100,000	50,000	80,000	30,000	30,000

STOREY COUNTY
PUBLIC BUDGET ACCOUNTING
REVENUE REPORT FOR THE MONTH OF: 12/14

FUND 050 EMERGENCY MITIGATION

Account #	Account Description	2013 Actual	2014 Actual	2015 Budget	2015 To Date	2015 Estimated	2016 Prelim.	2016 Tentative	2016 Approved
36	MISCELLANEOUS REVENUE								
36530-000	REFUNDS		13,828.23						
36	TOTAL ****** MISCELLANEOUS REVENUE		13,828.23						
FUND 050	TOTAL ********* EMERGENCY MITIGATION		13,828.23						

STOREY COUNTY
ESTIMATED EXPENDITURES FOR 2016

FUND 050 EMERGENCY MITIGATION

Account #	Account Description	2013 Actual	2014 Actual	2015 Budget	06/2015 To Date	2015 Estimated	2016 Dpt Req	2016 Tentative	2016 Approved
DEPT 050	EMERGENCY MITIGATION								
54	GENERAL GOVERNMENT								
54090-000	EMERGENCY MITIGATION	4,609.41	9,218.82	50,000.00		20,000.00		50,000.00	50,000.00
540 TOTAL	CAPITAL OUTLAY	4,609.41	9,218.82	50,000.00		20,000.00		50,000.00	50,000.00
54 TOTAL	GENERAL GOVERNMENT	4,609.41	9,218.82	50,000.00		20,000.00		50,000.00	50,000.00
DEPT 050 TOTAL	EMERGENCY MITIGATION	4,609.41	9,218.82	50,000.00		20,000.00		50,000.00	50,000.00
Net Rev to Expense	Fund: 050	4,609.41-	4,609.41		.00				

COMMUNITY SERVICE

STOREY COUNTY
ESTIMATED EXPENDITURES FOR 2016

Account #	Account Description	2013 Actual	2014 Actual	2015 Budget	06/2015 To Date	2015 Estimated	2016 Dpt Req	2016 Tentative	2016 Approved
DEPT 116	COMMUNITY SERVICE								
51	SALARY DIRECT EXPENSE								
51010-000	SALARIES & WAGES	66,406.47	68,568.81	63,901.00	51,601.77	63,901.00	66,138.00	66,137.00	66,137.00
51010-147	NO. SENIOR CNTR.	18,683.00	19,824.50	20,592.00	15,089.00	20,592.00	20,592.00	20,592.00	20,592.00
51010-148	LIBRARY	15,001.83							
510 TOTAL	SALARY DIRECT EXPENSE	100,091.30	88,393.31	84,493.00	66,690.77	84,493.00	86,730.00	86,729.00	86,729.00
51 TOTAL	SALARY DIRECT EXPENSE	100,091.30	88,393.31	84,493.00	66,690.77	84,493.00	86,730.00	86,729.00	86,729.00
52	FRINGE BENEFITS								
52010-000	PERS	15,751.56	18,092.15	16,455.00	13,287.49	16,455.00	18,519.00	18,519.00	18,519.00
52010-148	LIBRARY	559.41							
52011-000	PACT	1,053.40	1,043.01	2,808.00	1,036.27	2,808.00	2,808.00	2,808.00	2,808.00
52011-147	NO. SENIOR CNTR.	683.39	718.19	1,606.00	624.00	1,606.00	1,606.00	1,606.00	1,606.00
52011-148	LIBRARY	219.57							
52012-000	HEALTH INSURANCE	12,608.80	19,538.67	6,985.00	5,239.08	6,985.00	6,986.00	6,986.00	6,986.00
52013-000	MEDICARE	961.76	1,024.47	927.00	745.76	927.00	959.00	959.00	959.00
52013-147	NO. SENIOR CNTR.	270.99	287.53	299.00	218.85	299.00	299.00	299.00	299.00
52013-148	LIBRARY	217.53							
52014-147	NO. SENIOR CNTR.	1,158.38	1,229.16	1,359.00	935.54	1,359.00	1,359.00	1,359.00	1,359.00
52014-148	LIBRARY	38.69							
520 TOTAL	FRINGE BENEFITS	33,523.48	41,933.18	30,439.00	22,086.99	30,439.00	32,536.00	32,536.00	32,536.00
52 TOTAL	FRINGE BENEFITS	33,523.48	41,933.18	30,439.00	22,086.99	30,439.00	32,536.00	32,536.00	32,536.00
53	OPERATIONAL EXPENSES								
53010-000	POSTAGE			300.00	218.39	300.00	300.00	300.00	300.00
53011-000	OFFICE SUPPLIES			500.00	367.58	500.00	500.00	500.00	500.00
53012-000	TELEPHONE	351.97	63.87	1,800.00	1,590.40	1,800.00	1,800.00	1,800.00	1,800.00
53012-503	MARK TWAIN			1,800.00	1,401.07	1,800.00			
53012-504	LOCKWOOD			1,300.00	1,100.48	1,300.00	1,400.00	1,400.00	1,400.00
53013-000	TRAVEL			500.00	569.46	500.00	2,000.00	2,000.00	1,500.00
53014-503	MARK TWAIN		300.00		400.00				
53016-000	EQUIPMENT MAINTENANCE	55.80		500.00		500.00	500.00	500.00	500.00
53022-000	UTILITIES			1,200.00	1,983.95	1,200.00	2,800.00	2,800.00	2,800.00
53022-503	MARK TWAIN			5,000.00	3,245.92	5,000.00			
53022-504	LOCKWOOD			6,500.00	3,588.41	6,500.00	6,500.00	6,500.00	6,500.00
53024-000	OPERATING SUPPLIES			1,500.00	1,411.53	1,500.00	2,000.00	2,000.00	2,000.00
53027-000	RENTS AND LEASES			400.00		400.00	550.00	550.00	550.00
53029-000	TRAINING				600.00		2,500.00	2,500.00	2,500.00
53030-000	AUTO MAINTENANCE	332.29	75.29	800.00		800.00	800.00	800.00	800.00
53034-000	COMPUTER SOFTWARE						500.00	500.00	500.00
53040-000	GAS & DIESEL	320.35	53.58	1,500.00	192.24	1,500.00	1,500.00	1,500.00	1,000.00
53041-000	TIRES						500.00	500.00	500.00
53057-000	BUILDING MAINTENANCE			1,000.00	384.96	1,000.00	1,000.00	1,000.00	1,000.00
53057-107	BLDG MAINT - VC SENIOR			6,000.00	3,238.18	6,000.00	6,000.00	6,000.00	6,000.00
53057-109	BUILD MAINT - FIRE MUSEM			5,000.00		5,000.00	5,000.00	5,000.00	5,000.00

Account #	Account Description	2013 Actual	2014 Actual	2015 Budget	06/2015 To Date	2015 Estimated	2016 Dpt Req	2016 Tentative	2016 Approved
53057-110	SAINT MARY'S ART CENTER			6,000.00	4,377.54	6,000.00	6,000.00	6,000.00	6,000.00
53057-147	NO. SENIOR CNTR.			6,000.00	6,102.40	6,000.00	6,000.00	6,000.00	6,000.00
53057-503	MARK TWAIN			6,000.00	2,245.40	6,000.00	6,000.00	6,000.00	6,000.00
53070-000	PROFESSIONAL SERVICES	6.93					50,000.00	5,000.00	10,000.00
530 TOTAL	SERVICES & SUPPLIES	1,067.34	492.74	53,600.00	33,017.91	53,600.00	104,150.00	59,150.00	63,150.00
53 TOTAL	OPERATIONAL EXPENSES	1,067.34	492.74	53,600.00	33,017.91	53,600.00	104,150.00	59,150.00	63,150.00
54	GENERAL GOVERNMENT								
54160-000	COMPUTER EQUIPMENT						2,300.00	2,300.00	2,300.00
541 TOTAL	EQUIPMENT ADMINISTRATION						2,300.00	2,300.00	2,300.00
54 TOTAL	GENERAL GOVERNMENT						2,300.00	2,300.00	2,300.00
57	OTHER FINANCING SOURCES								
57000-000	VCCTA		43.50						
57002-000	SENIOR CITIZENS-VC	130,000.00	130,000.00	154,000.00	128,334.00	154,000.00	184,000.00	154,000.00	154,000.00
57003-000	RSVP SPONSORSHIP	6,400.00	6,400.00	6,400.00	6,400.00	6,400.00	7,050.00	7,050.00	7,050.00
57004-000	YOUTH ACTIVITY COM CHEST	65,000.00	65,000.00	65,000.00	59,584.00	65,000.00	90,000.00	90,000.00	90,000.00
57005-000	PIPERS OPERA HOUSE	13,500.00	13,500.00	13,500.00	13,500.00	13,500.00	13,500.00	13,500.00	13,500.00
57006-000	LIBRARY	350.29	7,500.00		6,250.00				
57006-148	LIBRARY			25,000.00	18,750.00	25,000.00	35,000.00	35,000.00	35,000.00
57007-000	ST. MARYS ART CENTER	22,800.00	22,800.00						
57007-110	SAINT MARY'S ART CENTER			27,800.00	27,800.00	27,800.00	40,000.00	40,000.00	40,000.00
57008-000	NV AGRICULTURE EXTENTION	15,000.00	15,000.00	15,000.00	11,250.00	15,000.00	30,000.00	20,000.00	20,000.00
57009-000	SENIORS/NORTH COUNTY	24,224.71	19,694.11						
57009-147	NO. SENIOR CNTR.			20,000.00	14,693.13	20,000.00	24,000.00	24,000.00	24,000.00
57010-000	FOURTH WARD SCHOOL	60,800.00	60,800.00	60,800.00	60,800.00	60,800.00	95,000.00	95,000.00	95,000.00
57011-000	JEEP POSSE	10,000.00	10,000.00						
57012-000	HEALTH CARE SERVICES			25,000.00	20,749.97	25,000.00	56,000.00	56,000.00	58,000.00
57013-000	MARK TWAIN		2,742.70						
57013-503	MARK TWAIN		65.00	10,000.00	690.06	10,000.00	25,000.00	25,000.00	20,000.00
57017-000	COMM. SUPPORT GRANTS	2,442.37	1,350.05	40,000.00		40,000.00	5,000.00	5,000.00	5,000.00
57017-503	MARK TWAIN		1,871.25						
570 TOTAL	INTERGOV'T AGREEMENTS	350,517.37	356,766.61	462,500.00	368,801.16	462,500.00	604,550.00	564,550.00	561,550.00
57 TOTAL	OTHER FINANCING SOURCES	350,517.37	356,766.61	462,500.00	368,801.16	462,500.00	604,550.00	564,550.00	561,550.00
DEPT 116 TOTAL	COMMUNITY SERVICE	485,199.49	487,585.84	631,032.00	490,596.83	631,032.00	830,266.00	745,265.00	746,265.00
Net Rev to Expense	Fund: 001	1,238,195.99	1,785,354.01		371,838.65-				

STOREY COUNTY COMMUNITY SERVICES

Fiscal Year 2015/16 Budget Request Justification Summary Sheet

Overview

We have worked to keep our operations line item budget as conservative as possible keeping in mind the overall bottom line for the county's general fund. We try and maximize all funding opportunities that we are able to take advantage of in order to provide the best services to the residents and visitors of Storey County.

Listed below you will find a summary of the line item budget requests that we have made.

Summary of Line Item Budget:

- Professional services line item added to hire a third party to conduct an Income Survey for the Mark Twain Community
- Increases to funding for various community groups that the county supports
- Increase in Health Services to add a Community Health Nurse in Lockwood

Total Budget Request: $746,265

STOREY COUNTY COMMUNITY SERVICES

Fiscal Year 2015/16 Budget Request Justification by Line Item

Budget Request by Category:

Salary & Benefits: $119,265.21

51010 Salaries & Wages:	*$87,729.80*
52010 PERS	*$18,518.58*
52011 PACT	*$4,414.18*
52012 Health Insurance	*$6,986.00*
52013 Medicare	*$1,257.58*
52014 Social Security	*$1,359.07*

Funds in this category are for the Community Services Officer and two (2) Part Time positions at the Lockwood Senior Center. The Community Services Officer is a staff of one person and manages special projects, grants administration and compliance and various other community outreach endeavors and acts as a liaison to community groups in Storey County.
FY14/15- $114,931.75

53010 Postage: $300
Funds in this category will be used to purchase postage to mail correspondence and documents.

53011 Office Supplies: $500
Funds in this category are used to purchase office supplies which include: paper, pens, binders, ink cartridges, files and various other office related items.

53012 Telephones (Community Service Office): $1,800
Funds in this category are used for recurring monthly charges of business, fax and internet lines for the community services office. The Community Services Officer maintains a personal cell phone with no cost to the county.

53012-504 Telephone (Lockwood Community/Senior Center): $1,400
Funds in this category are used for recurring monthly charges of a phone line and internet service at the Lockwood Community/Senior Center.
FY14/15- $1,300

53013 Travel: $1,500
Funds in this category will be used for travel expenses associated with staff attending training conferences, classes and meetings out of the county.
FY14/15- $500

53016 Equipment Maintenance: $500
Funds in this category will be used for maintenance of equipment at the community services office and community centers.

53022 Utilities (Community Services Office): $2,800
Funds in this category will be used to pay utilities at the Community Services Office located at 372 South C Street. These include utilities include power and water.
FY14/15- $1,200

53022-504 Utilities (Lockwood Community/Senior Center): $6,500
Funds in this category will be used to pay utilities for the Lockwood Community/Senior Center which includes: power, propane and satellite television.

53024 Operating Supplies: $2,000
This fund supports the daily operating items of our department. We hope to be able to purchase educational and promotional materials to distribute to the public during various community events such as National Night Out, Health Fairs and various other community outreach events throughout the county. We have also been asked to host the annual Community Development Block Grant forum in fall 2015 and would need to provide some supplies for this event.
FY14/15- $1,500

53027 Rents/Leases: $550
Funds in this category will be used to pay the monthly costs associated with our copy/fax machine in the community services office. You will note an increase in the amount from the previous fiscal year due to a proposed new lease for copy machines across the county.
FY14/15- $400

53029 Training: $2,500
Funds in this category will be used to support continuing education as this is an important component in today's ever changing workplace. Trainings to support community outreach, grant management and compliance and government relations.
FY14/15- $0.00

53030 Auto Maintenance: $800
Funds in this category will be used for the maintenance of the Lockwood Senior Center Van and the Toyota Rav 4 assigned to our department.

53034 Computer Software: $500
Funds in this category will be used for computer software.
FY14/15- $0.00

53040 Gas and Diesel: $1,000
Funds in this category are used fuel costs associated with the Lockwood Community Center Van and the Toyota RAV 4 assigned to the department. We anticipate that the cost of fuel will continue to rise during the next fiscal year and the amount budgeted should allow for proper funding.
FY14/15- $1,500

53041 Tires: $500
Funds in this category are used to replace tires on the Toyota RAV 4 assigned to the department. Please note that this vehicle is available for use to both the VCTC and District Attorney's Office when needed.

53057 Building Maintenance: $1,000
Funds in the category are used to maintain the Community Services office located at 372 South C Street. We would like to use some of these funds to upgrade the electrical service to the building and fix some of the wall heaters.

53057-107 Building Maintenance (VC Senior Center): $6,000
Funds in this category are used for building maintenance needs at this county owned facility. In the last fiscal year we were able to use funds in this category to paint the exterior of the building and replace the sign.

53057-109 Building Maintenance (Fire Museum): $5,000
Funds in this category are used for building maintenance needs at this county owned facility.
The Fire Museum is operated by Liberty Engine Co No. 1 a non-profit agency. These funds will be used to assist with projects to preserve this historic structure.

53057-110 Building Maintenance (St. Mary's Art Center): $6,000
Funds in this category are used for building maintenance needs at this county owned facility. St. Mary's Art Center is run by a non-profit board. These funds will be used to assist with projects to preserve this historic structure.

53057-147 Building Maintenance (Lockwood Community/Senior Center): $6,000
Funds in this category are used for building maintenance needs at this county owned facility. In the last fiscal year we were able to make many improvements to the building which included outside paint, new trim and the addition of overhangs on each side of the building. This year we are proposing to replace the kitchen flooring, repaint the inside walls and upgrade the electrical service in the building.

53057-503 Building Maintenance (Mark Twain Community Center): $6,000
Funds in this category are used for building maintenance needs at this county owned facility.

53070 Professional Services: $10,000
Funds in this category will be used to contract for services to conduct an Income Survey in the Mark Twain Community to help us determine grant eligibility. In order for the survey to be accepted by both the United States Department of Agriculture (USDA) Rural Development and Community Development Block Grant programs, we are required to work with a third party to conduct the survey. We have found one qualified contract company that performs such services in our area.
FY14/15- $0.00

54160 Computer Equipment: $2,300
Funds in this category will be used purchase a new computer and monitors for the community services. The current computer in our department is nearly its life cycle for optimum use. We propose to take the existing computer and locate it at the Lockwood Community Center where it can be accessible to the public at a fairly minimum level of usage.
FY14/15- $0.00

TOTAL OPERATING: $184,715

Community Support Funding:

You will note that nearly every group that we provide community support funding is requesting an increase this year.

57002 Senior Citizens- VC: $154,000
Funds in this category are used to support the services provided for seniors in Storey County in the communities of Virginia City, Gold Hill, Mark Twain and the Highlands. The senior population in Storey County is close to 30%.
Please see attached summary of services from the Senior Center.

57003 RSVP Sponsorship: $7,050
Funds in this category are used to support the programs of the Retired Senior Volunteer Program. RSVP is requesting an increase in the amount of $650.00 in funding for this fiscal year. RSVP provides services to seniors to allow them to retain independent in their lifestyles. We have two field representatives in Storey County that provide outreach to our seniors.
Please see attached summary of services from RSVP.
FY14/15- $6,400

57004 Youth Activity Community Chest: $90,000
Please note that $15,000 for this amount is for operational costs at the Community Center in Virginia City. The remaining funds are used for youth and community support programs. Community Chest is requesting an increase of $25,000 to bring them back to bring them back 2010 funding levels.
Please see attached summary of services from Community Chest.
FY14/15- $65,000

57005 Pipers Opera House: $13,500
Funds in this category are 50% of the operational expenses which is split with the Storey County School District.

57006-148 Library: $35,000
Funds in this category are used to support the programs of the Library which is managed by Community Chest. The increased amount includes the addition of the library director and new programming and expanded hours in our communities. The library has expanded their services into the Lockwood and Mark Twain communities. The Library is requesting an increase of $10,000 in funding to support their services in the county and help them reinstate their status as a recognized public library in the State of Nevada.
Please see attached summary of services from Community Chest.
FY14/15- $25,000

57007-110 St. Mary's Art Center: $40,000
Funds in this category are used to support the operations of this historic building and the programs that they offer. The Art Center is requesting an increase of $12,200 in funding this fiscal year bringing them above the level of funding that they were receiving in 2010. With this additional funding we are hoping that the Art Center can work to develop a Historic Structures Report on this building. This building has never had such a report done and with the aging of the building this report is desperately needed to move forward with making needed improvements to the structure.
Please see attached summary of services from St. Mary's Art Center
FY14/15- $27,800

57008 NV Agriculture Extension (UNR Cooperative Extension): $20,000
Funds in this category are used to support the 4-H programs in Storey County offered by the University of Nevada Reno Cooperative Extension. Funding for Cooperative Extension was cut by nearly 50% in the 2007/08 time period. The increased amount of funding that we are proposing will bring them back to what they once received from Storey County although it is lower than the amount that they are requesting.
Please see attached summary of services from Cooperative Extension
FY14/15- $15,000

57009-147 Seniors North County (Lockwood Senior Center): $24,000
Funds in this category are used to support the community and senior programs at the Lockwood Community/Senior Center. This includes meals purchased from Washoe County and coffee services. We have been notified by Washoe County that there may be in increase in the per meal price and have factored in a 2% increase in this line item. We currently pay $3.68 per meal and serve an average of 500 meals per month. Please note that the Lockwood Community Group has received their 501 C 3 non-profit status from the federal government
FY14/15- $20,000

57010 Fourth Ward School: $95,000
Funds in this category are used to support the operations of the historic building and the programs. The Fourth Ward School is requesting an increase of $34,200 in funding this fiscal year bringing them above the level of funding that they were receiving prior to cuts in 2010. Please note that we don't budget a separate line item for building maintenance funds for the Fourth Ward. Therefore this is the total allocation that they receive which a large portion goes to improvements and maintenance of the building of which the Fourth Ward Board of Directors does a fantastic job with.
Please see attached summary of services from the Fourth Ward School Request $95,000
FY14/15- $60,800

57012 Health Care Services: $58,000
Funds in this category will be used to support health care services in Storey County. As you are aware the HAWC Clinic left our county in June 2014 and we worked from that time forward to develop a solution to restore health services in the county. Community Chest was successful in securing a contract with Carson City Health and Human Services to secure a Community Health Nurse one day per week. Additional funding is being requested to continue with those services as well as to expand services to the Lockwood community. Funds in this category will also support payment of a $500.00 per month to our County Health Officer.
Please see attached summary of services from Community Chest Inc.
FY14/15- $25,000

57013-503 Mark Twain Community Center: $20,000
Funds in this category are used to support the operations of the community center and the programs that they offer to residents. The Mark Twain Community Center received their 501 C 3 non-profit status from the federal government in the middle of 2014. We are now transferring all of the utility costs for the building to the community center as we do for several other county owned buildings.
Please see attached summary of services from the Mark Twain Community Center.
FY14/15- $10,000

57017 Community Support Grants: $5,000
Funds in this category will be used to support various requests from Community Groups for support with special events.

TOTAL COMMUNITY SUPPORT: $561,550

TOTAL BUDGET REQUEST: $746,265
FY 2014/15 Budget Request was $631,032

Cherie Nevin

From: Cherie Nevin
Sent: Friday, December 12, 2014 10:40 AM
Subject: Storey County Budget Requests FY15/16

Good Morning-

Hope this email finds you well! I would like to extend my sincerest Thanks to you for the work that you do to make our communities a better place to live, work and play. We are very lucky to have you in our county doing great work.

Work on the Storey County Budget for the 2015/16 fiscal year will begin shortly after the first of the year. With that being said, **please provide me with a summary (1-2 pages) of the activities that your organization completed in the last year utilizing county funds. Please also provide me with a request for budget funding with justifications for the amounts that you are requesting.** I anticipate that funding will remain level into this coming budget year (July 1, 2015 – June 30, 2016) but all requests will be considered.

Please provide information to me by January 15, 2015. Thank you in advance and please contact me if you have any questions.

Wishing you and yours the happiest of holidays and many blessings in the new year!

Happy Holiday [illegible]
Cherie M. Nevin
Community Services Officer
Storey County, Nevada
P.O. Box 7 . 372 South C Street . Virginia City, Nevada 89440
Phone: 775 847-0986 | Cell: 775 230-1474
cnevin@storeycounty.org
Storey County is an Equal Opportunity Provider and Employer

STOREY COUNTY SENIOR CENTER

Fiscal Year 2105/2016 Budget Request Justification

Overview:

The Storey County Senior Center plays a crucial role in the lives of many of the oldest and most at risk citizens in this county. Currently, public service activities are provided to more than 450 residents. These seniors fall into the nationally recognized categories of low to moderate income individuals, with most being on fixed incomes based on social security and disability benefits. Activities provided include meals, outreach, social activities and transportation services. The Center ensures that there is a safe and warm (or cool, depending on the season) place for seniors to spend many hours in the day, participating in social activities or watching TV, while also eating a nutritious meal. A new service is now being provided that assists seniors with assessments, information, resources, referrals, advocacy, eligibility, and planning assistance. Examples of assistance include access to the following: Medicare, Medicaid, Veteran's benefits, food, housing, medical care, care giving, caregiver assistance, transportation, disability assistance, energy assistance, weatherization, futures planning, and so much more. This Center fills an important need in many lives in this county.

Budget Request by Category:

Automobile: $7,560

The Center now provides meal deliveries to the Highlands, which began in the Spring of 2013. As a result, there is increased mileage for these deliveries. Additionally, grocery shopping is now performed in-house, necessitating additional vehicle use with the 1999 Suburban. And although gasoline is priced at historic lows, the 2001 Ford van gets very low mpg's and as with all aging vehicles, maintenance costs are higher. Thus an increase of 5% for the current budget is requested, even though this years costs were under budget significantly. The prior year had major repairs necessary and costs were over $7,000.

Food: $52,800

This is the largest line item exclusive of payroll. In an effort to reduce these rising costs, in FY 2015 the Center began shopping at local grocery stores. The Sysco prices were high and the quality did not match. More nutritious and healthier food is now prepared with reduced food costs. Offsetting this is the nationwide increase in the overall cost of food. Thus we are requesting and 8% increase over the prior years budget. It is the primary mission of the Center to provide healthy and nutritious meals that are of a high grade; these funds are needed to accomplish that.

Occupancy: $15,480
This category includes Repairs and Maintenance, Security and Utilities. Due to the recent increases in Water and dealing with an aging structure, costs are expected to rise. The Center has no control over the costs of energy or the temperature extremes. It strives to provide a comfortable place for seniors to socialize; and many of them are temperature sensitive. We have budgeted no increases for costs of pest control, fire protection or septic pumping, and hope those rates do not also rise.

Other Costs: $13,536
This category includes various costs, from bank statement fees to licenses, first aid, and all kitchen and office supplies and small equipment, including professional accounting services.

Payroll Costs: $134,880
Based on advice received from the Comptrollers Office, a 10% increase was budgeted over the prior budget. Although the intent was to add a part time person for 20 hours each week, the budget could not support this expense. Thus, the Center will be forced to rely on volunteers to assist with office duties again this year. There is also a line item addition for a 401k plan, with a 2.5% contribution rate. The national average contribution is 2.7%. This is currently a benefit received by County employees; the Senior Center employees also deserve this benefit.

FUNDING:

The Center began receiving $10,833 in 2012, the lowest amount in years. ($11,351 was received in 2011, and even more $13,198 was received in 2009 and 2010. An additional $24,000, or $2,000 per month, was funded for the last fiscal year.

An analysis utilizing a 5% increase per year, based on funding of $13,198 in 2011, would result in monthly funding of $16,844 for the coming year. However, we are only requesting funding of $15,333 monthly, or 9% less than we would receive under the 5% increase scenario.

The Center is requesting an additional $2,500 each month from the County, so that services are maintained at the current level. With this additional funding, a budget has been prepared that is not projecting any losses.

STOREY COUNTY SENIOR CENTER - BUDGET FY 2016 July '15 - June '16

		Monthly		Annual
INCOME				
GRANTS:				
Home Bound Grants		1,129		13,548
Concregate Grants		1,386		16,632
Grants - Storey County		12,833		153,996
Addl Grants - SC		2,500		30,000
TOTAL GRANTS		17,848		214,176
MEAL MONEY:				
Home Bound Meals		315		3,780
In House Meals		525		6,300
		840		10,080
TOTAL INCOME		**18,688**		**224,256**
EXPENSES:				
Automobile		630		7,560
Food		4,400		52,800
Occupancy				
Repairs & Maintenance		300		3,600
Rons Refrigeration	200		2,400	
Sierra Pest	50		600	
Integrity Fire Protection	50		600	
Security (Tyco)		65		780
Telephone (AT&T)		115		1,380
Utilities		810		9,720
NV Energy	340		4,080	
Ferrell Gas	275		3,300	
Septic-Waters	75		900	
SC - Water	120		1,440	
Total Occupancy		1,290		15,480
Other Costs				
Bank Service Charges		18		216
Contract Services		700		8,400
Licenses & Permits		20		240
First Aid		25		300
Office Supplies		80		960
Kitchen Supplies		175		2,100
Small Equipment		100		1,200
Misc		10		120
Total Other		1,128		13,536

Payroll Expenses		
Salaries & Wages	7,975	95,700
Benefits-Health Insur	1,765	21,180
Benefits-Dental	110	1,320
Benefits-Life	55	660
Benefits-Vision	110	1,320
Payroll Taxes	800	9,600
Workers Comp	225	2,700
401 k	200	2,400
Total Payoll	11,240	134,880
TOTAL EXPENSES	**18,688**	**224,256**
NET INCOME (LOSS)	**0**	**0**

NEVADA RURAL COUNTIES RSVP PROGRAM, INC.

501 (c)(3) Non-Profit Tax Exempt Agency and Program of The Corporation For National And Community Service

Mailing Address: P. O. Box 1708
Carson City, NV 89702
Location: 2621 Northgate Lane Suite 6
Carson City, NV 89706
(775) 687-4680
Fax (775) 687-4494
Toll Free: 1-800-992-0900 Ext: 4680
shaas@nvrsvp.com
www.nevadaruralrsvp.org

BOARD OF DIRECTORS

JERRY THURMAN
Board President
President Insured Financial Services

MARGARET LOWTHER
Board Vice President
Former Storey County Auditor/Recorder

MARSHA BURGESS
Board Treasurer
Former CEO
Greater NV Credit Union

CHARLIE ABOWD
Board Director
Owner, Adele's Restaurant

BRIAN COSTELLO
Board Director
Director, Delivery Operations
NV Energy

CAROLINE PUNCHES
Board Director
Retired Executive Director
Northern Nevada Chapter
American Red Cross

ALLAN WARD
Board Director
Owner,
Home Instead Senior Care

EXECUTIVE DIRECTOR
& CEO

SUSAN C. HAAS

January 15, 2015

Storey County Board of Commissioners
P.O. Box 176
Virginia City, NV 89440

Dear Commissioners:

RSVP's Mission is to help frail, homebound, and low-income seniors remain independent by providing high quality programs which allow them to stay in their homes with dignity. Additionally, RSVP coordinates a volunteer network of seniors who use their skills and talents to provide support to community agencies and address community needs through service.

In 2014 we were able to help 118 seniors and disabled persons in Storey County who were at risk of institutionalization remain independent and in their own homes. If you had institutionalized even a fraction (10%) of those we served it would have cost the county $960,000.

We are writing today to request $7,050 or 5% of the total cost of these services in order that we may continue to provide essential programs to seniors who desperately need our help. These programs are fiscally and programmatically cost effective in maintaining seniors in their homes for as long as possible.

RSVP has been serving seniors and disabled persons for more than 41 years by providing well trained volunteers to assist with everyday needs such as transportation to the doctor, to pick up prescriptions, socialization, grocery shopping, respite care, companionship, pro-bono legal services, homemakers, access to food pantries, commodity food distribution, personal emergency response systems, farmer's market coupons, resistance exercise training, and by providing volunteers to assist agencies to achieve their goals.

RSVP volunteers are able to provide these lifesaving services at no charge to the clients; however, volunteers are not free. They are an extremely valuable resource and the costs to provide services are considerable.

Living our lives independently and with dignity is something that we all aspire to. Seniors living in your community want to age in place and stay in their own homes where they are comforted by familiar surroundings and their own possessions for as long as possible. To do so is a viable alternative for persons in need and can be accomplished if given help to access the goods and services that they need to remain independent people.

Seniors fear "going into a home" more than death. Whenever possible, living independently is the best possible solution as it saves millions of tax-payer dollars spent on unnecessary institutionalized care.

State funds are stretched thin as more and more people in need of long and short term services are seeking assistance. Providing services which keeps seniors at home is the best alternative because if indigent, counties must pay up to $80,000 per person, per year, for the costs of living in a care facility

Keeping seniors in their own homes is advantageous for many reasons. Not only is it the most fiscally prudent way to help them, it's the right thing to do. Living independently helps to retain the dignity and lifestyle of the individual. RSVP provides a service that honors the elderly who have given so much to our communities and to our nation

Thank you for your attention to this matter. Your past support has meant so much to seniors who are struggling to find ways to remain independent. Your continued assistance is critical.

I will be pleased to answer any questions that you may have.

Sincerely,

Susan C. Haas
Executive Director & C.E.O.

Enclosure: RSVP programs provided to Storey County in 2014

cc: Pat Whitten, County Manager
Terry Croxton, RSVP River District Field Representative
Kathy Bray, RSVP Storey County Field Representative

RSVP Programs Provided to Storey County in 2014

- 14 LIFELINE UNITS FOR LOW-INCOME HOMEBOUND SENIORS, INSTALLATION, MAINTENANCE AND REPAIRS @ $50 ea. = $700 TOTAL

- 35 SENIORS RECEIVED 903 RIDES (MEDICAL/SHOPPING, ETC.) FROM RSVP VOLUNTEERS VALUED @ $5 PER RIDE= $4,515 TOTAL

- 31 SENIORS RECEIVED HOME COMPANIONSHIP SERVICES VALUED @ $20 PER HOUR FOR 357 HOURS = $7,140 TOTAL

- 8 HOURS OF RESPITE CARE SERVICES PROVIDED TO ONE FAMILY CAREGIVER AND THEIR LOVED ONE VALUED @$20.00 PER HOUR = $160 PLUS MILEAGE REIMBURSEMENT FOR 38 MILES @ $0.30 PER MILE = $11 = $171 TOTAL

- 16 SENIORS RECEIVED 19 HOURS OF RSVP CARE LAW PRO BONO LEGAL ASSISTANCE VALUED AT $300 PER HOUR = $5,700 TOTAL

- 20 LOW-INCOME SENIORS RECEIVED FREE FARMERS MARKET COUPONS FOR FRESH FRUITS & VEGETABLES VALUED @ 30 PER BOOKLET = $600 TOTAL

- 118 LOW-INCOME HOMEBOUND SENIORS WERE MAINTAINED IN THEIR OWN HOMES BY RSVP VOLUNTEERS PROVIDING THE INDEPENDENT LIVING SERVICES LISTED HERE. (Institutionalization for even a fraction (10%) of those served would have been approximately $960,000)

  RSVP volunteers also give of their time and talents for the good of the communities in which we serve with assistance to federal, state, local government agencies and other non-profit service organizations. Thirty-four senior volunteers gave 5,899 hours of their time in Storey County to help others this year.

  THE INDEPENDENT SECTOR PLACED A VALUE OF APPROXIMATELY $20 PER HOUR ON VOLUNTEER SERVICES IN 2014; THEREFORE, THESE VOLUNTEERS GAVE YOUR COUNTY A GIFT OF $117,980 TOTAL.

- ADMIN, OUT OF POCKET COSTS, TRAVEL EXPENSES FOR TWO STOREY COUNTY FIELD REPRESENTATIVES. = $4,200 TOTAL

- TOTAL RSVP COSTS = $141,006 - YOUR SHARE: $7,050
- *Value of keeping seniors independent and in their own homes with dignity – priceless!*

- RSVP REQUESTS THAT STOREY COUNTY COVER AT LEAST 5% OF THE COST OR ONLY $7,050. IF YOU CAN GIVE MORE IT WILL HELP TO NOT ONLY INSURE THE CONTINUATION OF THESE VITAL SERVICES TO SENIORS BUT ALLOW FOR THE EXPANSION OF THESE SERVICES. THANK YOU!

NEVADA RURAL COUNTIES RSVP PROGRAM, INC.
Fiscal Yr 2013-14 Budget Spreadsheet

Nevada Rural Counties RSVP Storey County Program	FY 2014-15 RSVP-Storey County	FY 2014-15 Storey County
Program Support Costs	$ 86,887	
Volunteer costs - Insurance, badges, background, awards		$ 3,959
Field rep stipends		
S. Miller	$ 800	$ 400
Expenses @ $44/mo	$ 293	$ 235
D. Victorine	$ 1,800	
Expenses @ $80/mo		$ 960
Volunteer Mileage		$ 846
TOTALS	$ 89,780	$ 6,400

NEVADA RURAL COUNTIES RSVP PROGRAM
December 31, 2014

	Jan-Dec 2014
Revenues	
Donations	37,757.37
Donated Professional Services	12,046.95
Grants	955,472.13
Miscellaneous Income	103.65
Program Revenue	290,302.55
Fundraising Revenue	90,828.00
United Way Organizations	8,746.28
Volunteer Expense Reimbursement	255.00
Total Revenues	**1,395,511.93**
Expenditures	
Program Expenses	1,219,782.22
US Food Distribution	122,876.40
Fundraising Costs	50,940.01
Total Expenses	**1,393,598.63**
Excess Revenues over Expenditures	**1,913.30**

COMMUNITY CHEST, INCORPORATED
P.O. BOX 980, VIRGINIA CITY, NV 89440 775-847-9311 FAX 847-9335
www.communitychestnevada.net

---

14 January 2015

Storey County Commissioners
P.O. Drawer D
Virginia City, NV 89440

Dear Commissioners,

We are writing to request that the Storey County Commissioners support Community Chest programs by allocating funds in fiscal year 2015/16 for a limited amount of the costs associated with serving Storey County residents. **This begins our 25th year!**

For the past seven years we have operated at a $50,000 allocation—one-half of our pre-2007 allocation of $100,000. We are respectfully requesting an increase of $25,000 to cover our program costs below. Each year we are asked to do more and as we grow—particularly in the new building—this necessitates additional revenue. These funds will go toward supporting the following programs.

⑥ The **Before and After-School Program** at the elementary school provides snacks, tutoring and social skills preparation for **30 youth during** the academic year and **60 youth during** the summer (up from 30 youth the previous summer).

⑥ The four **COW Buses** serve **140 kids and their families per year**. At present, we have to raise about $200,000 per year to sustain the programs.

⑥ The **Food Closet** now serves more than **20 people per week (80 duplicated per month)** in Virginia City, and our staff provides organizational support to the **Lockwood** and **Mark Twain** food pantries, which serve **300 and 100 per month (unduplicated)**. All facilities continue to provide food for seniors too—at a time when the need for these services increases almost daily.

⑥ **Lockwood Community Support**: Twice a month we provide case management, primarily with seniors, and counseling once a week **(25 individuals per month)**. We work with and support the "We Care" program in Lockwood and throughout the County. We have also begun weekly visits by one of our employment case managers.

We only receive FEMA funds ($2,800/year) for the Food Closet now. We receive Senior Commodities from the Food Bank. **The Comstock Youth In-School Program will be cut by $100,000 in June 2015. This program helps Virginia City High School youth graduate and gain work experience. We will have to make up these funds to**

continue this program for the youth and families of this County. We will continue to run the following programs—based upon the funding we receive.
Storey County Proposal/2

⑥ Our **counseling** programs provide services to approximately **40 adults, teens, and children each month**, helping them to lead productive lives. Cost: $80,000.

⑥ Our **Comstock Youth Works** program helps **10 at-risk Virginia City High School** students to succeed academically and gain work experience and we supervise **40 students in Dayton and Silver Springs**. Through participation in this program, students are eligible to earn $1,250 each (this is the program being cut). In 2014, we served an additional **eight youth who had dropped out of school**. Cost: $280,000.

⑥ Our **Business Development Center** provides support to both job seekers and C Street businesses (**20 per month**). Cost: $25,000.

⑥ Our **employment** program places **55 adults per year** in meaningful employment and provides case management assistance to another **50 adults per year in Virginia City and Lockwood**. Cost: $96,000.

The total direct personnel cost of the above programs is approximately $350,000. Many of these costs are offset through a variety of grants, donations, foundations, and fees charged for some programs. We typically must raise an additional $90,000 to $100,000 each fiscal year. When we have been unable to do so in past years, we have had to reduce services to residents, postpone equipment or improvement purchases, and trim in every non-essential area. Meanwhile, our scheduled health plan will increase by $7,200 and our deductible will increase from $1,000 per person to $1,500 in 2015-16.

Community Center

Finally, we are requesting $15,000 operating support for The Storey County Youth and Community Resource Center per the agreement signed by the County Commissioners and Community Chest in November 2011.

⑥ Electrical: $2,461
⑥ Water/Sewer: $903
⑥ Propane: $6,915
⑥ Waste Management: $653
⑥ Liability insurance: $1,653
⑥ Repairs/maintenance: $893
⑥ Janitorial: $3,947

Total: $17,425

We are requesting a total of $90,000 to help us meet the costs of providing these services. We are most grateful for the strong support of the Storey County Commissioners.

Respectfully,

Shaun Griffin

COMMUNITY CHEST, INCORPORATED
P.O. BOX 980, VIRGINIA CITY, NV 89440 775-847-9311 FAX 847-9335

14 January 2015

Storey County Commissioners
P.O. Drawer D
Virginia City, NV 89440

Dear Commissioners,

Enclosed please find the budget proposal for the Storey County Library. This has been a banner year for the library—**more than 412 people came into the library in 2014**. We have four volunteers, operate in Mark Twain and Lockwood, and have a strong director in Kris Klug. Your continued support is vital to this mission.

⑥ Law Library. Community Chest now houses the 80+ books in our office and makes our public computer access available for the purposes of accessing on-line law materials.

⑥ Electronic Platform Access/CLAN. Community Chest has purchased access to CLAN, the state library's interlibrary loan program, which is available at the library site, Lockwood, and Mark Twain. The Virginia City site is open 4 days per week, and Mark Twain and Lockwood 2 days per week.

⑥ Electronic Platform for e-book Access. Community Chest purchased Overdrive services through Carson City Library, giving library users e-book and e-reader access.

⑥ Public Library Access. We opened the full library in the Community Center in March of 2014. This collection in the Community Center makes access available to children and families. There are 328 Virginia City users at this time. We have added 200 adult books at this site. The new director provided full access to the young adult/adult collection at the community center and other sites.

⑥ Expanded Programming. Our new director has provided many cultural, arts, and literary programs in the Community Center. The director pursued additional funds to match the county's investment in the past year ($25,000). We have other library proposals pending at this time (for materials, supplies, etc.). There will also be free books and continued volunteer support, and over $15,000 was raised at our fall event.

As a result of getting the library open in three locations in the county, and expanding services to all users, we are respectfully requesting $35,000 in support this year. This is still one-third of the previous allocation for the library. Thank you for your support of our efforts to make the library a vital resource in our community.

Shaun Griffin

Storey County Library/2

Library Expenses

Books and materials:	$5,000
Minimal maintenance of effort: cost to access CLAN/Overdrive	$2,500
Personnel: 30 hours/week @ $45,000 per year plus benefits	$40,000
Cultural/arts program honoraria:	$1,000
Library marketing:	$1,500
Coursework to get library certificate (required)	$600
Total expenses:	$50,600

Library Revenue

Storey County request:	$35,000
Community Chest matching support:	$15,600
Total revenue:	$50,600
Total 2015-16 library budget:	$50,600
Total Storey County Request:	$35,000



ST. MARY'S ART ✠ RETREAT CENTER

13 January 2015

Attention: Pat Whitten and the Storey County Commissioners

Dear Pat and Commissioners,

I am writing on behalf of St Mary's Art Center and the Board of Trustees, to thank you for your ongoing support of our non profit organization and the preservation of our beautiful Historic landmark building in Virginia City.

This year St Mary's Art Center has remained open throughout the year, giving guided history tours and access to the public on all open days, and the possibility to use the creative spaces on all Tuesdays for free. We have actively encouraged community groups to come and utilize the building for meetings and creative retreats. Our efforts have seen a great increase in public awareness, requests for further access to the building, and its grounds, and a dramatic increase in daily visitors and attendance at our events. Our last Art reception had an attendance over 400 and the Art Faire for local Artisans attracted a crowd of at least double that figure. We received a fantastic recognition award from the NNDA, The Comstock Innovator of the Year Award, and several very positive TV/Radio show interviews, "Tales of the Comstock" and write ups in Culture and Travel Magazines, including "Culture Trip" with an audience of over 1 million, and Nevada Magazine, along with others.

St Mary's Art Center now offers a monthly After School Art program for school children 5-12 years old, and another monthly class for 12-18 year olds.
Not only do our contributing artists teach their disciplines, but we also have weekly art classes for locals and we are offering scholarships for Comstock residents to attend our workshops and Art Classes. We have a monthly history tour at night, and are creating many fundraising events to try and support our growth and restoration.

Throughout the year we will again have around 10-15 Resident artists who will work on projects and engage with our community, speaking, lecturing and teaching. This

Residency program is attracting international artists of great acclaim and we are supporting local and national artists with exhibitions in our 6 galleries and Residency packages as well. Visitors are welcome to come and visit the artists working in our studios and the interaction has proven to be a wonderful community cultural exchange and many friendships have been founded.

We have had a huge set back with the roof of the caretakers cottage lifting off and part of the rear side of the main building roof being damaged in the dramatic wind storm recently. We also lost some screens and some windows were also damaged. Following that our Fire Suppression system malfunctioned and caused a flood through the laundry and Fire Suppression room, the wall of which needs to be replaced and a further alarm added. During last year our entire laundry and cleaning machinery had to be replaced, after they all broke down from over use. Not only that but our propane bills doubled in 2014. As you can see it is an ongoing problem to maintain the historic building let alone keeping the building safe and encourage creative cultural programming for all ages in the Comstock region to enjoy and participate in.

Our programing, public outreach, grant application and building restoration have visibly gone from strength to strength over the last 12 months, however as we have grown dramatically, so has the workload for the Executive Director, our sole paid consultant, who is working more than 70-80 hours per week alone. It is taking its toll and while the Board are stepping in to take some pressure off, we absolutely need to find further consistent ways to spread the workload.

We are urgently asking the County to consider increasing its support to $40 000 for our Historic Landmark building in order to continue the positive trajectory we are on and to help us cover operating costs for staff and repairs and restoration to the building.

Yours sincerely

Frances Melhop
E.D. / Creative Director

St Mary's Art Center
55 North R St
Virginia City
Nevada 89440

fmelhop@stmarysartcenter.org
775 771 8528

www.stmarysartcenter.org
www.frances-melhop.com

University of Nevada
Cooperative Extension
Carson City/Storey County

January 14, 2015

To: Cherie Nevin, Storey County Community Services Officer

From: JoAnne Skelly, Extension Educator Storey County
University of Nevada Cooperative Extension

Re: July 1, 2015 to June 30, 2015 Budget

Dear Cherie,

I appreciate the opportunity to renew University of Nevada Cooperative Extension's (UNCE) complete relationship with Storey County. For FY14 we were limited by Storey County budget constraints to only eight hours for 4-H program coordination. All other outreach programs were unavailable. We hope to once again be able to provide the full range of all Extension programs.

UNCE plays a major role in the outreach teaching, research and service of the University for the benefit of all Nevada Counties. It is the college that connects citizens with the University, provides a Nevada System of Higher Education presence in each County and fulfills the statewide land-grant mission of the University of Nevada. UNCE was founded in 1914 as a partnership between the federal government, land-grant universities and county governments throughout the United States. Cooperative Extension exists through land-grant universities in all 50 states. UNCE's purpose, as stated in the Nevada Revised Statutes (NRS 549.010), is to "conduct educational, research, outreach and service programs pertaining to agriculture, community development, health and nutrition, horticulture, personal and family development and natural resources in the rural and urban communities of Nevada." The Statute states that State "funds to carry out the provisions of this chapter shall be provided by direct legislative appropriation from the General Fund."

Federal enabling legislation for UNCE is found in the Smith-Lever Act. This law requires a State match in order to receive Federal funds. These funds are appropriated through the USDA/NIFA budget. Counties, contribute through a tax levy pursuant to NRS 549 of not less than 1 cent and no more than 5 cents on each $100 of taxable property in the county.

Carson City/Storey County
[illegible]
Carson City, Nevada [illegible]
Tel [illegible]
Fax [illegible]
[illegible]

Proposed University of Nevada Cooperative Extension Budget for July 1, 2015

Salaries and Benefits

Sandra Wallin	
75% salary*	$35,705
(28 hours per week)	
Fringe	12,948
Professional Salaries	750
Subtotal	**$49,403**

Please note: since Cooperative Extension has no office facility in Storey County, I calculated a 15 percent fee for rent, utilities and other services and supplies used at the Carson City office.

Services and Supplies

Rent	3740
Utilities	825
Phone	750
Supplies	2850
Mileage	500
Subtotal	$ 8,665
Total Cooperative Extension Budget	**$58,068**

*This increase in hours will allow the 4-H program to grow, providing weekly activities and learning experiences for youth throughout Storey County, including Mark Twain and Lockwood. Currently there is not outreach to Mark Twain and Lockwood.

University of Nevada
Cooperative Extension

2014 Storey County Report
January 23, 2015

4-H in Storey County

4-H youth learn leadership, citizenship and life skills. 4-H meets the needs of and engages young people in positive youth development experiences. It offers youth opportunities in communications, leadership, career development, citizenship, healthy living, science, technology, engineering and math and more. Caring adult volunteers guide youth to develop important life skills. This program is run by Sandra Wallin, with eight hours per week.

2014 Clubs

- Comstock Explorers: 11 youth members, 5 leaders
- Comstock Hot Shots: 25 members total - 5 from Storey, 3 leaders
- Cook Lovers: 6 members, 2 leaders

Specific Activities in 2014:

December
- VC Parade of Lights December 6, two floats with Comstock Explorers and 4-H Community Club
- 2 Comstock Explorers meetings, 6 to 8 p.m., December 5 and 19

November
- 2 Comstock Explorers meetings, 6 to 8 p.m., November 7 and 21.
- 4, six-hour Comstock Hot Shots Club days with meetings from 9 a.m. to 12 noon and shoots at Ice House Range from 1 p.m. to 4 p.m. on November 8, 9, 15 and 16

October
- 2 Comstock Explorers meetings, 6 to 8 p.m., October 3 and 17
- 3 Cook Lovers meetings and cooking, 4 to 6 p.m., October 13, 20, 27, VC SR Center

4-H Activities Storey County (continued)

September

- State Shooting Sports Match, 6 a.m. to 9 p.m., September 13, 5 Storey youth participated and won the following medals:
  - Shotgun Intermediate Gold Medal: Chris Udey
  - Shotgun Senior Bronze Medal: K.C. Peterson
  - Archery Barebow Senior Gold Medal: Katelyn Victor
  - Air Pistol Limited Senior Silver Medal: Heather Peterson
  - Muzzle Loader Senior Bronze Medal: Zachary Roberts

August

- Shooting Sports Qualifier at Ice House Range, 8 a.m. to 5 p.m., August 9
- 150 Fair – July 30, 31, August 1-3

July

- 2 Comstock Hot Shots Shoots at the Ice House Range 9 a.m. to 3 p.m., July 5 and 6
- 4-H Camp, July 13 through 19

June

- 3 Comstock Hot Shots Shooting Sports Training, 8 a.m. to 4 p.m., May 30, 31, and June 1 at the Senior Center and the Ice House Range
- Comstock Explorers meeting, 6 to 8 p.m. at Miners Park

May

- Comstock Explorers Community Service Project – Yard Cleanup for Senior resident

April

- 2 Comstock Hot Shots shoots at the Ice house range, 10 a.m. to 4 p.m., April 5 and 6

March

- 2 Comstock Hot Shots shoots at the Ice house range, 10 a.m. – 4 p.m., March 1 and 2
- Cook Lovers meeting and cooking, 4 p.m. to 6 p.m. at the VC Senior Center, March 10

February

- 2 Comstock Hot Shots Shoots at the Ice House Range, 10 a.m. to 3 p.m., February 22 and 23
- Cook Lovers meeting and cooking at VC Senior Center, 4 to 6 p.m., February 24

January

- Cook Lovers meeting and cooking at VC Senior Center, 4 to 6 p.m., January 13

Living With Fire Storey County Activities and Contacts

516 direct contacts, 3 Network Conference participants, 3 Nevada Wildfire Awareness Month activities, 1 presentation, promotional activity (including banner, print media, radio PSA, TV PSA), 918 publications distributed, 2 Regional Conference participants, 1 survey respondent

Specifically:

- Participated in 3 monthly planning meetings for the Virginia City Highlands Evacuation Drill, with 10 to 15 Storey County representatives in attendance at each meeting.
- Customized and printed 500 copies of our "Wildfire Evacuation Preparation" publication, which were distributed door to door by volunteers in the VC Highlands community in advance of the drill.
- Participated in the Evacuation Drill on May 17, interacting with close to 300 participants.
- Participated in a wildfire awareness day at Hugh Gallagher Elementary School on May 29 with our Ember House Youth Activity, with 165 participants.
- Hosted 2 community representatives at the Living With Fire Regional Conference, held in Reno on August 17.
- Gave a presentation to 6 participants at the VC Highlands Fire Safe Council meeting on August 21 and attended the March 20 meeting with 20 participants.
- Hosted 2 representatives from Storey County Fire Department and 1 community representative at our Nevada Network of Fire Adapted Communities Annual Conference, held in Reno on October 24.
- Distributed 918 publications, promotional items (2 outdoor banners, 90 giveaway items)
- Aired wildfire awareness public service announcement on KTVN a total of 212 times and on KKOH more than 500 times during a 20-week period, which can be seen/heard in the Storey County area, from mid-April thru mid-September.
- Distributed monthly Network Pulse newsletters to approximately 15 Storey County participants who have registered to receive it.
- Distributed an impact survey and received 1 response from a Storey County participant.

Extension Educator Skelly 2014 Activities

- January 23 – JoAnne Skelly met with Cheri Nevin with Nevin's new assignment as Community Services director
- February 4 – Skelly presented Radon to the County Commissioners
- Community Chest, Inc (CCI). Board member Skelly attended 5 CCI meetings: February 11, March 11, May 13, August 12, November 25. She participated in the October 24 retreat. She was Board secretary for half the year. Skelly also attended the CCI fundraiser at Piper's Opera House with Rambling Jack Elliot.
- March 20 – Skelly showed Cheri Nevin around The Greenhouse Project and the Carson City Community Garden to provide background and information on possibly starting up similar projects in Storey

Cherie Nevin

From: Merilee Miller <hardwarebabe1@msn.com>
Sent: Tuesday, December 16, 2014 8:53 AM
To: Cherie Nevin
Subject: Request for 2015 budget funding.

Morning again,

1. Replacement of the kitchen flooring.
2. Paint the inside walls.
3. Up-grade the electrical. This would be major and is necessary in the kitchen and dining area. There is 1 outlet in the kitchen that can be used without tripping the breakers but that is not the case in the dining room. I realize the building was not set up to use a great deal of electricity but this should be reviewed as we offer the Community Center for different functions and parties.

Thanks,
Merilee Miller
Chairman, Advisory Council

Sent from Windows Mail

Cherie Nevin

From: Merilee Miller <hardwarebabe1@msn.com>
Sent: Tuesday, December 16, 2014 8:45 AM
To: Cherie Nevin
Subject: Work done on the Lockwood Community Center

Sent from Windows Mail
Morning,

1. Carpeting was replaced with new vinyl flooring in the dining room and the social room.
2. Overhangs were installed on both sides of the building.
3. A storage shed was added to the rear of the building.
4. Thee computer tower was replaced with a more updated one.

This work was done through budget allocations for the Community Center.

Thanks,
Merilee Miller
Chairman, Advisory Council

HISTORIC FOURTH WARD SCHOOL

On behalf of the Historic Fourth Ward School Foundation Board of Directors, thank you for supporting our endeavors and for allowing us the opportunity to continue the tradition of the school as a state-of-the-art facility. To illustrate that tradition, I would like to acquaint you with the Historic Fourth Ward School, summarize the importance of Storey County's support, give you an update about our current restoration projects and exhibitions, and present our pending needs related to the lease agreement.

The Historic Fourth Ward School Museum operated under the auspices of Storey County from 1986 until 2000. In May 2000, the Board of Trustees formed a non-profit corporation, Historic Fourth Ward School Foundation, and received its 501(c) 3 status. The Foundation is driven by our mission statement and has proven successful in all areas of museum operations. Our mission is to connect people to the relevance and importance of the Comstock story through its authentic preservation, interpretive programs, interactive exhibits and archival resources.

Since Storey County owns the Fourth Ward School building, the Foundation has a lease with the County, which specifies the Foundation agrees to:

1. continue the restoration and use of the building, including the museum
2. to facilitate the preservation of the physical building and grounds
3. to occupy the building with suitable uses to ensure the ongoing preservation of the building.

Furthermore, the lease specifies that Storey County agrees to the maintenance of the building including expenses for:

1. the elevator
2. fire sprinklers and alarms
3. telephone
4. utilities

We have withstood a 25% reduction in County support since the 2010-2011 fiscal year. Obviously, the cost of utilities and maintenance has increased over the last 4 years during these difficult economic times as well as annual maintenance and repairs. The building and the security of everyone's investment, now totaling over **4.5 million dollars**, requires the county's continued support as specified in the lease especially during a financial and political climate unfavorable to funding from private foundations and reduced state and federal grant reserves. We could not meet the requirements of our lease without Storey County fulfilling its part.

During calendar year 2014, the Foundation administered County support ($60,800) for the following **list of annual maintenance and repairs**: painting and staining of balconies, doors, board walks, railings; oiling all wooden interior surfaces; servicing museum models, sprinkler system exterior valves; general cleaning; desk repairs; maintained portable heaters, ceiling fans, storm windows, kitchen applicances, roller shades, toilets; testing all emergency exit signs;application of window sill preservatives; striped parking lot; scraping and painting of shingles, exterior trim, and siding. In addition we received a grant from the Commission of Cultrual Affairs ($24,000) to install new wiring of the almost 30 year old **fire alarm system** that is experiencing RAM failure and repair of the **gutter system** and addition of a downspout to prevent flooding in the bottom floor and third floor northwest classroom.

Besides securing monies for the preservation of the county's building, we have also been successful in finding support for the programs and exhibits. A donation from an individual has continued to enabled us to complete the organization and operation of an Archives and Research Center, which includes Comstock collections of historic photographs, documents, memorabilia, artifacts, books, clothing, local

genealogy, and miscellaneous items. We continue to offer a series of 20 events highlighting and associated with area history and activities called Parties of the Year. Every season we change the exhibit in one of the classrooms. This past year we featured "Technology Firsts on the Comstock" and to help celebrate Nevada's sesquincentinneal "Virginia City 1864." In addition to hosting over 5000 schoolchildren and 10,000 visitors, marketing through social media, advertising with press releases and commercial ads, partnering with the VCTC and other regional organizations, we have expanded the use of the building with rentals of one of the classrooms for teas and small parties.

The Fourth Ward School (FWS) is the last one standing of its kind in the United States. Our research shows that all other multi-storied wooden school building from the Victorian Era have been demolished to conform with school fire codes. The historic structure has been recognized as one of the most important preservation projects in Nevada by the Nevada Commission for Cultural Affairs (CCA). More than 4 million dollars has been spent directly on the the building in restoration efforts, funded by grants, private business, foundations, and individual donations. Beginning with efforts by the community prior to opening as a museum in 1986 and even while the building was deserted from 1936-1985, the restoration of the building has been ongoing and continues to be an exemplary model of preservation, nationally as well as regionally. The FWS is considered a contributing element of the Comstock Historic District of the National Historic Landmark District, a designation that includes the district in the lesser list of the National Register of Historic Places.

In addition to the continuing search for capital project funds, we continue to receive funding from a myriad of sources for our ongoing programming as well as volunteer person hours. These monies have paid for a scholar-in-residence, exhibits, advertising, computer equipment, performance seating, publications, software programs, tourism initiatives, educational outreach, archival management, fire-proof walk-in storage vault and ongoing program support. The success that we have achieved to date has occurred with a full time staff of one, part time staff of one, and a seasonal staff of three. We are very aggressive in our search for restoration and administrative support in order to responsibly address our constituent's needs. Through our endowment, we maintain a reserved building maintenance account that we are growing for large projects. We will also continue to search for matching funds.

We are now faced with repainting and restoring the exterior siding of the entire building. It was last completely painted in 1999. At that time, instead of replacing the rotting wooden siding, a bonding substance was used to hold the siding together. Now, that bonding is pulling the wood it was adhered to off and/or more rotting is occuring behind that "fix." the cost of the scaffolding alone will be close to **$80,000** depending on the length of time it needs to be rented. Labor, materials and supplies most likely will also total upward of **$100,000** or more. The interior stairway system is becoming a safety issue. Stabilizing the stairs is estimated to be **$40,000**. The interior finishes throughout the building require reshellacing especially the window sills and frames. Because of the historical status of the building, the Secretary of Interior's Standards restrict and guide how the shellacing must be conducted. Verbal estimates at this time equal **$60,000**. The most important pending problem is the elevator door closure at the handicapped entrance, a cost of **$1,500**. These projects total: **$281,500** at today's market prices.

Storey County currently grants the Historic Fourth Ward School $15,200 per quarter. Because of the preceeding explanation of expenses, the Board is requesting a reinstatement of the 25% reduction of support instituted in 2011 to $80,000 as well as an addition $15,000 to add to our building maintenance account for painting the building within the next 2-3 years.

Request: $95,000 annually

COMMUNITY CHEST, INCORPORATED

P.O. BOX 980, VIRGINIA CITY, NV 89440 775-847-9311 FAX 847-9335

January 14, 2015

Storey County Commissioners
P.O. Drawer D
Virginia City, NV 89440

$6,000 county health officer

Dear Commissioners,

This is a brief summary of the health services operated by Community Chest for the residents of Storey County. It includes our budget request for Storey County and Lockwood.

Community Chest has entered into a contractual agreement with Carson City Health and Human Services (CCHHS) to provide a community health nurse one day per week at the Storey County Youth and Community Resource Center. This person will do community outreach, wellness checks, immunizations, and prevention check-ups. Every other week a nurse practitioner will come to the center to provide more in-depth treatment to the public (in lieu of the community outreach nurse).

This agreement with CCHHS is good through June 30, 2015 and Community Chest will renew the contract in the coming year (2015-16).

We are requesting the current budgeted amount of $25,000 to pay for these costs. *All of these costs are going to the payment of the nurses and the associated supply costs* (which will be split with CCHHS). Please see attached page for details.

The health center will have its formal opening on January 21, 2015. It took four months to get the agreement in place and the center ready for operation.

We have also been asked to provide health services in Lockwood. If Storey County funding is approved we will expand the agreement with Carson City Health and Human Services to do so. It will cost $25,000 plus $2,000 mileage for the nurses—once the site is located and personnel have been selected. These services would start after July 1, 2015.

Thank you.

Shaun Griffin
Executive Director

Storey County Health Nurse/2

This agreement will be considered the formal contractual agreement between Storey County and Community Chest, Inc. to provide health services to the county from 7-1-15 to 6-30-16.

Community Chest entered into a sub-contract with Carson City Health and Human Services to provide nursing services to Storey County residents.

This service is provided one day per week at the Storey County Youth and Community Resource Center. There will also be outreach services to the four major areas of the county.

Community Chest will bill Storey County in twelve (12) monthly installments for these services. Community Chest will in turn, pay Carson City Health and Human Services for these services. All funds will be expended on the program (no funds have been charged by Community Chest for administering the program).

The monthly request to Storey County (from CCI) will be $2,083.33. This will be submitted at the end of each month of service provided.

Total budget request for Storey County Health Nurse:	$25,000
Total budget request for Lockwood Health Nurse:	$27,000
Total budget request for health services in Storey/Lockwood:	$52,000

Cherie Nevin

From:	Ron Engelbrecht <am_dcpower@yahoo.com>
Sent:	Wednesday, January 14, 2015 4:35 PM
To:	Cherie Nevin
Subject:	Re: Storey County Budget Requests FY15/16
Attachments:	MT'CommunityCtrBudget'15rev0.xlsx; MTCC'Fix'Up'Projects'2014'15r2.xlsx

Cherie,
The attached spreadsheets will summarize the itemized areas planned for the financial expenditures for our 2014-2015 budgets, both financially and by itemized projects. This is the anticipated expenses as presently foreseen. We do plan to have various fund raisers and grant applications to meet any projects agreed upon for our goals and expectations for the community beyond this budget and what funds that may be appropriated by the county.

Our general goals are for improving the grounds and facility as well as the expansion of the present and future activities / programs usage.

Listed below is general information on recent accomplishments and future plans.

July 1, 2014 to present:
1. General clean-up of grounds and building
2. Navy Personnel Work Day - completed painting meeting room, rest rooms and conference /library areas
3. Increased community activities and usage of the facility
4. Installation of a computer lab w/ six [up to ten] computers; although still awaiting WINDOWS 7 software
for most effective and pertinent training usefulness.
5. WEB site upgrade and implementation for better community interaction and feedback

FUTURE PLANS for 2015:
1. Improve grounds for possible walking paths, added park, picnic and playground areas
2. Plan and construct a 'Mark Twain Community Veterans [or Armed Forces] Memorial Monument' in the MTCC
park area
3. Increase community activities and involvement
4. Upgrade kitchen appliances
5. Increase programs for youth and children
6. Add a possible Senior Meals program
7. Plan major Quarterly Community Program Activities

Please let me know if you need addition information.
Regards,
Ron

On Wednesday, January 14, 2015 3:14 PM, Cherie Nevin <cnevin@storeycounty.org> wrote:

Hello Ron-

Mark Twain Community Center [MTCC]

Financial Forecast 2015-2016

Item #	Description	July	Aug	Sept	Oct	Nov	Dec	Jan	Feb	Mar	April	May	June	TOTAL
1	Electrical	250	250	250	250	250	250	250	250	250	250	250	250	3000
2	Gas	250	250	250	250	250	250	250	250	250	250	250	250	3000
3	Water / Well	200	200	1200	200	200	200	200	200	200	200	200	200	3400
4	Maintenance' Major	700	700	1700	700	700	700	700	700	700	700	700	700	9400
5	Maintenance ' Minor	100	100	100	1000	100	200	100	100	1000	100	100	200	3200
6	Parking Lot	0	0	0	0	0	0	0	0	0	0	2500	0	2500
7	Park & Grounds	300	300	300	300	300	300	300	300	300	300	300	300	3600
	pergalas 1&2	0	0	3000	0	0	0	0	0	0	0	3000	0	6000
	gardens	0	0	0	0	0	0	0	0	1000	0	0	0	1000
8	TBD	0	0	0	0	0	0	0	0	0	0	0	0	0
9	Legal	0	0	0	0	0	0	0	0	0	0	0	0	0
10	misc	100	100	100	100	100	100	100	100	100	100	100	100	1200
	TOTAL	1900	1900	6900	2800	1900	2000	1900	1900	3600	1900	7100	2000	35800

rge12'12'14

MTCC 2014'2015 Expenditures

[ytd & Expected]

Item #	Description	July	Aug	Sept	Oct	Nov	Dec	Jan	Feb	Mar	April	May	June	TOTAL
1	Electrical	250	250	250	250	250	250	250	250	250	250	250	250	3000
2	Gas	250	250	250	250	250	250	250	250	250	250	250	250	3000
3	Water / Well	200	200	200	200	200	200	200	200	200	200	200	200	2400
4	Maintenance' Major	0	0	0	0	0	0	0	0	0	0	0	0	0
5	Maintenance ' Minor	100	100	100	100	100	200	100	100	100	100	100	200	1400
6	Parking Lot	0	0	0	0	0	0	0	0	0	0	0	0	0
7	Park & Grounds	300	300	300	300	300	300	300	300	300	300	300	300	3600
	pergalas 1&2	0	0	0	0	0	0	0	0	0	0	0	0	0
	gardens	0	0	0	0	0	0	0	0	0	0	0	0	0
8	TBD	0	0	0	0	0	0		0	0	0	0	0	0
9	Legal	0	400	200	75	0	0	0	0	0	0	0	0	675
10	misc	100	100	100	100	100	100	100	100	100	100	100	100	1200
	TOTAL	1200	1600	1600	1275	1200	1200	1200	1200	1200	1200	1200	1300	15275

rge12'14'14

LIBERTY ENGINE COMPANY NO. 1

P.O. BOX 466
VIRGINIA CITY, NEVADA 89440

January 12, 2015

Cherie Nevin, Storey County Community Services Officer
P.O. Box 7
Virginia City, NV 89440

Dear Cherie,

I am writing on behalf of the Board of Trustees of the Comstock Firemen's Museum/Liberty Engine Co. No. 1, to again request a $5,000.00 appropriation in the coming budget to assist with maintenance and repair of the county-owned museum building.

While a great deal of work was accomplished in 2014 (please see the attached summary), there is still much to be done. It is the intent of the Board to utilize funding at this level to address most, if not all of the following, with consideration to any emergency situation that may arise:

- Re-point the masonry elements on the east side of the building
- Re-install/replace the door on the east side of the main floor
- Close ceiling holes (prior chimney access) in the basement and main floor
- Repair/replace emergency lighting in the basement meeting room
- Repair apparent short in original electrical wiring for lighting on main floor

The museum building is one of the oldest in Virginia City having been built around 1862, and surviving numerous fires including the Great Fire of 1875. For three decades after it was acquired in 1929 by Storey County for $150.00, the building housed the volunteer fire department; and for more than three decades, it has housed the Comstock Firemen's Museum, an arm of the volunteer fire department, which is a monument to the pioneer firefighters of the Comstock who gave birth to the Nevada Fire Service.

The museum's Trustees sincerely appreciate the past assistance of Storey County, and appreciate your consideration of this request.

Sincerely,

Steven R. Frady
Vice Chairman

cc: Mike Nevin, Public Works Director

Comstock Firemen's Museum Board of Trustees
Joe Curtis, Steve Frady, Jack Greenhalgh, Ron Irwin, Marshall McBride, Mike Nevin, Cherie Nevin

"Faithful and Fearless."

Comstock Firemen's Museum
Liberty Engine Co. No. 1
2014 Building & Property Maintenance and Improvements

The Comstock Firemen's Museum/Liberty Engine Co. No. 1 embraced a public-private funding partnership approach in 2014 to maintain the historic structure housing the museum.

Funds included a $5,000 appropriation from Storey County; a $10,000 donation from Duane and Mary Warth of Reno; existing museum funds of approximately $12,378; as well as the donation of engineering by Larry Prater and shingles from Marshall Hansen.

The restoration of the awning and installation of the new paver sidewalk on the east side or front of the Comstock Firemen's Museum was completed in time for the museum's 2014 opening in May.

The project return an awning to the front of the masonry building that was constructed around 1862. Photos taken circa 1915 and in the 1920's show an awning in place, with a very tall flagpole atop the building. Besides returning the historic architectural element to the building, the awning project helps reduce afternoon heat and sunlight that can adversely affect many of the artifacts displayed in the museum.

A fresh coat of deep red paint was applied to the doors and windows on the front of the building, with the awning and posts painted in contrasting white.

The new paver sidewalk, extending in front of the historic V&T Bullion car and to structures on the north and south sides of the museum, replaced uneven and deteriorating asphalt and large stretches of dirt to the north and south. The design of the sidewalk gives consideration to access through the double doors and the weight of the historic fire equipment displayed inside. This work also included replacement of the curb and gutter in front of and on either side of the museum building, as well as upgrading of the driveway access to the lower level of the building with the added benefit of addressing erosion that had taken place over the years. This portion of the 2014 projects was accomplished with the considerable assistance of the Storey County Public Works Department.

The project to re-point the external part of the mortar joins on the brick and stone walls of the museum building was initiated on the south wall last year and was slowed due a worker injury. Work completed in 2014 included completion of the south, north and west walls, addressing deterioration and stability of the top of the masonry parapet on the west wall. Over time, weathering and decay caused voids in the joints of the building. A special mortar mix developed for Virginia City masonry buildings was used to match as closely as possible the performance characteristics to the original mortar used in the museum building.

The bell tower, last painted in 1990, was repaired and painted, the bell repainted and installation inspected, and measure taken to discourage aviary roosting. Original shingles on the bell tower, dating to about 1973, were removed and replaced with new wood shingles. The seriously weather-deteriorated and damaged bell tower finial was removed with the assistance of NvEnergy, and has been restored by Joe Curtis for scheduled re-installation on the bell tower. Work on the bell tower also addressed a serious water leak in the roof.

In addition, a metal flagpole installed on the front of the bell tower in the early 1980's, similar to one shown on the building in the early photos previously noted, was removed due to instability and a determination by NvEnergy that its use could pose an electric hazard.

With the assistance of the U.S. Navy, the basement meeting room/curator's area was repainted, and the fire suppression system, installed by the Comstock Firemen's Museum/Liberty Engine Co. No. 1, maintained.

The building was purchased in 1929 by Storey County for $150 to house Virginia City's first motorized fire apparatus, a 1929 Chevrolet that remains in the museum's collection. The building was used as Virginia City's firehouse until completion of the current firehouse on the north end of C Street in 1961-62. The structure was used by the now-defunct Town Hall, Inc. organization for a number of years. Through cooperative agreement with Storey County, the Comstock Firemen's Museum/Liberty Engine Co. No. 1 occupied the building and opened its doors on July 4, 1979.

The Comstock Firemen's Museum/Liberty Engine Co. No. 1 is a 501(c)3 non-profit organization, and its Board of Trustees remain a standing committee of the Storey County Volunteer Fire Department---Virginia City District.

PARK FUND

5/5/2015						
Park Fund 190	**2011/12**	**2012/13**	**2013-14**	2014-15	2015-16	2015-16
	Actual	Actual	Actual	Tentative	Tentative	Final
Revenues	Audit	Audit	Audit	& Final		
Park Fee Tax- VC	500	250	250	250	250	250
Park Fee Tax- VCH	750	0	250	250	250	250
Park Fee Tax M=-MT	0	0	250	250	250	250
Park Fee Tax Lockwood	250	0	250	250	250	250
Prior Year Adjustment	0	0	57,446			
Interest			13			
Total Revenues	**1,500**	**250**	**58,459**	**1,000**	**1,000**	**1,000**
Expenditures						
Park Fee Tax- VC	750	434	0	500	250	250
Park Fee Tax- VCH	0	0	0	500	250	250
Park Fee Tax M=-MT	0	0	0	500	250	250
Park Fee Tax Lockwood	0	0	0	500	250	250
Park Fee Tax - TRI	0	0				
Refunds						
Total Expense	**750**	**434**	**0**	**2,000**	**1,000**	**1,000**
Revenue vs Expense	**750**	**-184**	**58,459**	**-1,000**	**0**	**0**
Beginning Fund Bal	5,705	6,456	6,272	64,731	63,731	63,731
Ending Fund Bal	6,456	6,272	64,731	63,731	63,731	63,731

FUND 190 PARK TAX FUND

Account #	Account Description	2013 Actual	2014 Actual	2015 Budget	2015 To Date	2015 Estimated	2016 Prelim.	2016 Tentative	2016 Approved
34	CHARGES FOR SERVICES								
34312-000	CHARGE FOR SERVICES								
34612-000	PARK FEE TAX-VC		250.00	250.00	500.00	250.00		250.00	250.00
34613-000	PARK FEE TAX-HIGHLANDS	250.00	500.00	250.00	1,000.00	250.00		250.00	250.00
34614-000	PARK FEE TAX-MARKTWAIN		250.00	250.00		250.00		250.00	250.00
34615-000	PARK FEE TAX-LOCKWOOD			250.00		250.00		250.00	250.00
34	TOTAL ****** CHARGES FOR SERVICES	250.00	1,000.00	1,000.00	1,500.00	1,000.00		1,000.00	1,000.00
36	MISCELLANEOUS REVENUE								
36100-000	INTEREST EARNINGS		12.82						
36100-501	VIRGINIA CITY				18,000.00				
36100-502	VC HIGHLANDS				54,000.00				
36100-503	MARK TWAIN				16,000.00				
36100-504	LOCKWOOD				30,000.00				
36	TOTAL ****** MISCELLANEOUS REVENUE		12.82		118,000.00				
37	INTERFUND TRANSFER								
37203-000	TRANSFER FROM GENERAL								
37	TOTAL ****** INTERFUND TRANSFER								
FUND 190	TOTAL ********* PARK TAX FUND	250.00	1,012.82	1,000.00	119,500.00	1,000.00		1,000.00	1,000.00

STOREY COUNTY
ESTIMATED EXPENDITURES FOR 2016

Account #	Account Description	2013 Actual	2014 Actual	2015 Budget	06/2015 To Date	2015 Estimated	2016 Dpt Req	2016 Tentative	2016 Approved
DEPT 190	PARK TAX FUND								
54	GENERAL GOVERNMENT								
54612-000	PARK-VIRGINIA CITY			500.00		500.00		250.00	250.00
54613-000	PARK-VC HIGHLANDS			500.00	10,889.00	500.00		250.00	250.00
54614-000	PARK-MARKTWAIN	434.00		500.00		500.00		250.00	250.00
54615-000	PARK-LOCKWOOD			500.00		500.00		250.00	250.00
546 TOTAL	PARKS/RECREATION	434.00		2,000.00	10,889.00	2,000.00		1,000.00	1,000.00
54 TOTAL	GENERAL GOVERNMENT	434.00		2,000.00	10,889.00	2,000.00		1,000.00	1,000.00
56	MISCELLANEOUS								
56530-000	REFUNDS				250.00				
565 TOTAL	MISCELLANEOUS				250.00				
56 TOTAL	MISCELLANEOUS				250.00				
DEPT 190 TOTAL	PARK TAX FUND	434.00		2,000.00	11,139.00	2,000.00		1,000.00	1,000.00
Net Rev to Expense	Fund: 190	184.00-	1,012.82		109,611.00				

SHERIFF

Account #	Account Description	2013 Actual	2014 Actual	2015 Budget	06/2015 To Date	2015 Estimated	2016 Dpt Req	2016 Tentative	2016 Approved
DEPT 107	SHERIFF								
51	SALARY DIRECT EXPENSE								
51010-000	SALARIES & WAGES	1,263,008.76	1,154,504.37	1,590,766.00	1,057,289.32	1,590,766.00	1,449,983.00	1,429,757.00	1,354,020.00
51010-100	JAIL EMPLOYEE				228,777.34		316,315.00	316,315.00	316,915.00
51010-156	OTS	6,205.55							
51010-203	4TH OF JULY	82.88							
51010-204	STREET VIBRATION	9,518.26							
51010-206	FERRARI RACES/HILL CLIMB	381.84							
51011-000	OVERTIME	54,949.82	112,166.13	69,000.00	106,345.38	69,000.00	60,000.00	60,000.00	60,000.00
51011-100	JAIL EMPLOYEE				21,515.93		40,000.00	40,000.00	40,000.00
51011-204	STREET VIBRATION		7,267.21						
510 TOTAL	SALARY DIRECT EXPENSE	1,334,147.11	1,273,937.71	1,659,766.00	1,413,927.97	1,659,766.00	1,866,298.00	1,846,072.00	1,770,935.00
51 TOTAL	SALARY DIRECT EXPENSE	1,334,147.11	1,273,937.71	1,659,766.00	1,413,927.97	1,659,766.00	1,866,298.00	1,846,072.00	1,770,935.00
52	FRINGE BENEFITS								
52010-000	PERS	415,846.39	432,168.91	525,773.00	357,341.99	525,773.00	560,856.00	543,878.00	522,883.00
52010-100	JAIL EMPLOYEE				63,310.78		93,021.00	93,021.00	93,264.00
52011-000	PACT	86,844.78	88,553.42	143,433.00	88,990.12	143,433.00	118,812.00	117,235.00	107,472.00
52011-100	JAIL EMPLOYEE				11,705.00		22,883.00	22,883.00	22,883.00
52011-156	OTS	531.71							
52012-000	HEALTH INSURANCE	202,044.76	228,317.09	334,423.00	160,171.27	334,423.00	241,925.00	234,940.00	227,909.00
52012-100	JAIL EMPLOYEE				53,574.73		76,170.00	76,170.00	76,170.00
52012-156	OTS	989.50							
52012-204	STREET VIBRATION		1,939.04						
52012-206	FERRARI RACES/HILL CLIMB	108.24							
52013-000	MEDICARE	18,357.94	19,034.72	23,820.00	15,821.77	23,820.00	21,624.00	21,330.00	20,264.00
52013-100	JAIL EMPLOYEE				3,629.28		5,151.00	5,151.00	5,159.00
52013-156	OTS	89.99							
52013-203	4TH OF JULY	1.20							
52013-204	STREET VIBRATION	137.01	105.25						
52013-206	FERRARI RACES/HILL CLIMB	5.54							
52014-000	SOCIAL SECURITY	1,551.77	2,233.39	3,673.00	1,888.01	3,673.00	1,420.00	2,752.00	1,419.00
52014-100	JAIL EMPLOYEE				360.49		1,196.00	1,196.00	1,196.00
52015-000	UNEMPLOYMENT COMP	10,460.00	11,868.72		255.80				
520 TOTAL	FRINGE BENEFITS	736,968.83	784,220.54	1,031,122.00	757,049.24	1,031,122.00	1,143,058.00	1,118,556.00	1,078,619.00
52 TOTAL	FRINGE BENEFITS	736,968.83	784,220.54	1,031,122.00	757,049.24	1,031,122.00	1,143,058.00	1,118,556.00	1,078,619.00
53	OPERATIONAL EXPENSES								
53010-000	POSTAGE	41.13	837.01	1,000.00	1,041.53	1,000.00	1,200.00	1,200.00	1,200.00
53011-000	OFFICE SUPPLIES	3,395.52	2,915.20	4,000.00	4,219.96	4,000.00	5,000.00	5,000.00	5,000.00
53011-504	LOCKWOOD	509.35	117.88						
53012-000	TELEPHONE	6,311.70	6,015.45	10,000.00	4,942.65	10,000.00	10,000.00	10,000.00	9,000.00
53012-504	LOCKWOOD	4,442.23	3,644.75		3,125.85				
53013-000	TRAVEL	1,067.87	1,472.68	4,000.00	1,315.20	4,000.00	4,000.00	4,000.00	3,000.00
53014-000	DUES & SUBSCRIP.	699.00	512.00	800.00	556.00	800.00	1,200.00	1,200.00	1,200.00

Account #	Account Description	2013 Actual	2014 Actual	2015 Budget	06/2015 To Date	2015 Estimated	2016 Dpt Req	2016 Tentative	2016 Approved
53016-000	EQUIPMENT MAINTENANCE	1,083.99	233.55	2,000.00	2,109.56	2,000.00	2,500.00	2,500.00	2,500.00
53016-504	LOCKWOOD		181.65						
53022-000	UTILITIES	5,591.10	9,832.61	30,000.00	21,195.79	30,000.00	30,000.00	30,000.00	27,000.00
53022-504	LOCKWOOD	3,940.50	2,692.93		2,310.01				
53024-000	OPERATING SUPPLIES		20.00	2,500.00	1,480.39	2,500.00	2,500.00	2,500.00	2,000.00
53027-000	RENTS AND LEASES	50,718.79	3,847.03	16,000.00	6,623.90	16,000.00	20,000.00	20,000.00	20,000.00
53027-504	LOCKWOOD	9,178.54	7,285.88		7,006.53				
53028-000	COMMUNICATIONS	316.00	6,253.50	5,000.00	957.90	5,000.00	5,000.00	5,000.00	5,000.00
53029-000	TRAINING	9,903.89	11,830.69	17,500.00	8,111.04	17,500.00	22,000.00	22,000.00	15,000.00
53030-000	AUTO MAINTENANCE	14,027.98	14,621.76	15,000.00	15,993.99	15,000.00	15,000.00	15,000.00	10,000.00
53034-000	COMPUTER SOFTWARE		11.20		556.62		1,000.00	1,000.00	1,000.00
53035-000	RECORD MANAGEMENT	5,150.18	1,578.68	2,000.00	1,836.70	2,000.00	2,000.00	2,000.00	2,000.00
53039-000	UNIFORMS	7,841.49	4,614.68	8,000.00	3,566.92	8,000.00	8,000.00	8,000.00	5,000.00
53040-000	GAS & DIESEL	31,963.86	30,989.31	50,000.00	19,166.58	50,000.00	50,000.00	50,000.00	45,000.00
53040-500	TAHOE RENO INDUSTRIAL	20,863.70	14,053.10		11,994.32				
53040-504	LOCKWOOD	8,936.58	7,029.46		6,063.44				
53041-000	TIRES	1,147.36	2,937.49	8,000.00	99.99	8,000.00	8,000.00	8,000.00	8,000.00
53048-000	PUBLIC NOTICES		136.50	500.00	293.62	500.00	500.00	500.00	500.00
53057-000	BUILDING MAINTENANCE	22,900.88	2,916.50	10,000.00	4,831.44	10,000.00	15,000.00	15,000.00	12,000.00
53057-504	LOCKWOOD	10,904.42	450.00		550.00				
53069-000	LAB FEES	14,200.00	15,337.99	26,000.00	23,616.00	26,000.00	28,000.00	28,000.00	28,000.00
53070-000	PROFESSIONAL SERVICES	14,420.64	14,802.81	10,000.00	10,005.95	10,000.00	10,000.00	10,000.00	10,000.00
53075-000	FINGERPRINT & BACKGROUND	11,486.39	11,100.00	10,000.00	8,287.50	10,000.00	10,000.00	10,000.00	10,000.00
530 TOTAL	SERVICES & SUPPLIES	261,043.09	178,272.29	232,300.00	171,859.38	232,300.00	250,900.00	250,900.00	222,400.00
53401-000	GRANT - MATCH			5,000.00		5,000.00	5,000.00	5,000.00	5,000.00
53401-124	RADAR UNITS GRANT		820.00						
53401-140	BREATHALYZER GRANT		2,939.65						
534 TOTAL	FEDERAL GRANTS		3,759.65	5,000.00		5,000.00	5,000.00	5,000.00	5,000.00
53 TOTAL	OPERATIONAL EXPENSES	261,043.09	182,031.94	237,300.00	171,859.38	237,300.00	255,900.00	255,900.00	227,400.00
54	GENERAL GOVERNMENT								
54010-000	CAPITAL OUTLAY	66,876.78		175,000.00	175,587.82	175,000.00	260,000.00	145,000.00	75,000.00
54060-000	COMPUTER EQUIPMENT-LEASE	4,534.93	2,948.16						
540 TOTAL	CAPITAL OUTLAY	71,411.71	2,948.16	175,000.00	175,587.82	175,000.00	260,000.00	145,000.00	75,000.00
54160-000	COMPUTER EQUIPMENT		815.84	11,500.00	10,107.75	11,500.00	5,000.00	5,000.00	5,000.00
541 TOTAL	EQUIPMENT ADMINISTRATION		815.84	11,500.00	10,107.75	11,500.00	5,000.00	5,000.00	5,000.00
54303-000	CORONERS OFFICE	5,422.62	29,975.41	10,000.00	12,255.92	10,000.00	10,000.00	10,000.00	10,000.00
54304-000	ANIMAL CONTROL	3,720.00	132.50	3,500.00	73.88	3,500.00	3,500.00	3,500.00	2,000.00
54307-000	SPECIAL INVESTIGATIONS	529.22	3,024.38	5,000.00	1,033.16	5,000.00	5,000.00	5,000.00	5,000.00
54309-000	ENFORCEMENT SUPPLIES	2,574.79	5,821.63	8,000.00	6,346.21	8,000.00	29,600.00	29,600.00	19,600.00
54312-000	LOCKWOOD SUBSTATION	81.60							
54313-000	RESERVES	1,193.64	633.82	1,500.00		1,500.00	1,500.00	1,500.00	1,000.00
54314-000	INMATE - MEDICAL			10,000.00	1,785.83	10,000.00	10,000.00	10,000.00	5,000.00
54315-000	MEDICAL - PHYSICALS	8,995.22	3,850.18	10,000.00	10,452.74	10,000.00	15,000.00	15,000.00	15,000.00

STOREY COUNTY
ESTIMATED EXPENDITURES FOR 2016

Account #	Account Description	2013 Actual	2014 Actual	2015 Budget	06/2015 To Date	2015 Estimated	2016 Dpt Req	2016 Tentative	2016 Approved
54317-000	INMATE FOOD			25,000.00	3,725.63	25,000.00	25,000.00	25,000.00	12,000.00
54318-000	INMATE SUPPLIES		12.79	2,500.00	1,747.78	2,500.00	2,500.00	2,500.00	2,500.00
54320-000	PRE-EMPLOYMENT TEST/HIRE	1,638.09		2,500.00	687.62	2,500.00	2,500.00	2,500.00	2,500.00
543 TOTAL	PUBLIC SAFETY	24,155.18	43,450.71	78,000.00	38,108.77	78,000.00	104,600.00	104,600.00	74,600.00
54407-000	CO FACILITY			15,000.00	1,899.40	15,000.00	30,000.00	30,000.00	15,000.00
54407-504	LOCKWOOD	1,549.35							
544 TOTAL	PUBLIC WORKS	1,549.35		15,000.00	1,899.40	15,000.00	30,000.00	30,000.00	15,000.00
54 TOTAL	GENERAL GOVERNMENT	97,116.24	47,214.71	279,500.00	225,703.74	279,500.00	399,600.00	284,600.00	169,600.00
56	MISCELLANEOUS								
56100-000	INTEREST EXPENSE	13,325.18	10,700.00	9,666.00	9,666.00	9,666.00		12,000.00	12,000.00
561 TOTAL	INTEREST EXPENSE	13,325.18	10,700.00	9,666.00	9,666.00	9,666.00		12,000.00	12,000.00
56500-000	MISCELLANEOUS	733.82	3,390.70	2,000.00	16.84	2,000.00	2,000.00	2,000.00	
56500-204	STREET VIBRATION		972.81						
56505-000	CONTRIB/DONATION PRIVATE	294.21							
565 TOTAL	MISCELLANEOUS	1,028.03	4,363.51	2,000.00	16.84	2,000.00	2,000.00	2,000.00	
56602-000	INSURANCE DEDUCTIBLE	5,161.73	699.82	5,000.00	7,658.54	5,000.00	5,000.00	5,000.00	5,000.00
566 TOTAL	INSURANCE EXPENSE	5,161.73	699.82	5,000.00	7,658.54	5,000.00	5,000.00	5,000.00	5,000.00
56 TOTAL	MISCELLANEOUS	19,514.94	15,763.33	16,666.00	17,341.38	16,666.00	7,000.00	19,000.00	17,000.00
57	OTHER FINANCING SOURCES								
57016-000	COMMUNITY SUPPORT	550.00		1,500.00	1,520.76	1,500.00	5,000.00	5,000.00	3,000.00
57016-176	SCSO WECARE	790.42	149.00						
570 TOTAL	INTERGOV'T AGREEMENTS	1,340.42	149.00	1,500.00	1,520.76	1,500.00	5,000.00	5,000.00	3,000.00
57101-000	PRINCIPLE	15,637.17							
571 TOTAL	SHORT TERM FINANCING	15,637.17							
57 TOTAL	OTHER FINANCING SOURCES	16,977.59	149.00	1,500.00	1,520.76	1,500.00	5,000.00	5,000.00	3,000.00
DEPT 107 TOTAL	SHERIFF	2,465,767.80	2,303,317.23	3,225,854.00	2,587,402.47	3,225,854.00	3,676,856.00	3,529,128.00	3,266,554.00
Net Rev to Expense	Fund: 001	1,238,195.99	1,785,354.01		371,838.65-				

STOREY COUNTY SHERIFF'S OFFICE

Gerald Antinoro
Sheriff

March 25, 2015

TO: The Honorable Storey County Commission

The FY16 budget proposal attempts to address several identified challenges while maintaining consideration that we must utilize the resources entrusted to us in a manner reflecting concern for our citizens' tax dollars. While there have been some increases, they are increases that cannot be avoided if we are to properly serve our residents.

WAGES & BENEFITS

First we discuss **Wages and Benefits**. The increase in this area reflects in part changes in the staffing levels of the Sheriff's Office. One such change is in the administrative staff. Currently there is one full-time and one part-time person working in the Sheriff's Office and one part-time person working in the Lockwood Substation. The increase in workload resulting from both the upswing in economy and the redistribution of work from other county offices (budget, payroll) necessitate the part-time position at the Sheriff's Office ~~be returned to a full-~~ time position. It previously was a full-time position, however for the past four years we have been able to get by on 1 ½. This is no longer the case.

The next staffing increase derives from increased activity in the north end of the county. Much has been said regarding the growth brought about by Telsa and other companies that have opted to make Storey County their home. The long term planning has been to add two patrol deputies over the next two years however the opportunity and need is present now, therefore rather than wait, I am seeking these additional positions July 1, 2015.

OPERATIONAL EXPENSES

Next in consideration is **Operational Expenses**. Minor increases have been made to office costs (postage & office supplies) based on the current year's usage. A small increase has also been made to dues and subscriptions based on the need to have the Chief Deputy involved in some professional organizations.

The first sizeable increase comes from Rents/Lease/Purchases (**#53027**). This account pays for the Substation lease with the Canyon GIS, our RMS, AFIS, and copiers. With the lease up on the copiers, the added amount is to cover any additional costs with the purchase or lease of new equipment.

The next increase is in the area of training (**#53029**). Lexipol is a standing policy and training program. At the recommendation of Commissioner Gilman and the concurrence of the County Manager, the daily training module (DTB) of the Lexipol system was added recently. This increase reflects in part, the continuation of the

PO Box 498 **205 South C Street** **Virginia City, NV 89440**
Office: (775) 847-0959 **Fax: (775) 847-0924**

DTB. The increase also reflects ongoing training necessary for patrol, jail, and investigative functions during the upcoming year. The most sizeable increase is for the Chief Deputy to attend Staff and Command School that is available through Northwestern University. This is an on-line training which would otherwise cost roughly $25K, which we are able to obtain for continuity of operations for $4,000.00 through this delivery medium.

Building Maintenance (**#53057**) is the next area of explanation. Both the Sheriff's Office and Substation are in need of painting. These have been estimated to be roughly $7,000 and $3,000 respectively. The remaining $5,000 is to repair whatever issues may arise during the upcoming year with the two previous locations as well as the Jail.
There is a small increase in Lab Fees (**#53069**). This is based on an increase from the Washoe Crime Lab who provides these services to Storey County. $5,000.00 of the budgeted amount is to cover toxicology services throughout the upcoming year that are separate from those things covered through the Crime Lab.

Professional Services (**#53070**) does not reflect any increase however it is important to point out this is a best guess figure as there is no way to truly know what services will be needed during the year. During FY15, we expended every bit of the monies allocated due to a few significant personnel issues. While some of these are ongoing, it is believed we should continue to maintain a low amount and work towards decreasing any unresolved issues.

CAPITAL OUTLAY

We now must discuss **Capital Outlay**. This is a moving target at best. Some numbers, such as the need to replace three (3) additional vehicles are easy to calculate however the potential of an unfunded mandate from the state legislature is not so easy. One bill currently in movement would require the purchase of body cameras for all sworn staff as well as the hardware required to store the data. Through investigation into cameras and hardware, the best estimate that can be derived is $80,000. Of course if the bill dies in session or is in some other way modified, these monies will not be needed.

Another consider in this area is the purchase of the lot belonging to Rich Connell behind the Creamery/Firehouse. This is a property that the county has negotiated with Mr. Connell on since the purchase of the Sheriff's Office. Regardless of the intent or evolutions of plans during the past three years, the county has spent money for improvements to this lot and it is necessary for access to parking behind the Sheriff's Office. At this point in time this would be an outright purchase of the lot rather than any trade or consideration for other properties adjacent to the Sheriff/DA building. Without this lot, access to parking could be cut off and county improvements would be lost. Mr. Connell is requesting $75K for the purchase.

EQUIPMENT / ADMINISTRATION

Next is **Equipment / Administration**. While not an increase, it should be noted that Computer Equipment (**#54160**) is decreased by $6K. The monies requested are to cover two additional computers still needing upgraded as well as replacement of anything that fails during the upcoming year.

One of the biggest single increases in this year's projections is in the area of Enforcement Supplies (**#54309**). This increase arises out of the need to update/replace less-than-lethal devices (Tasers) as well as obtain some additional radar devices for patrol vehicles. We must also replenish our ammunition supplies as we do

annually, however ammunition appears to have undergone some significant price increases. Unfortunately, we must practice and qualify multiple times each year to maintain proficiency to meet state P.O.S.T. standards.

Another sizeable increase comes from CO Facility (#**54407**). This increase stems from the need to replace the heating/cooling units at the jail that have outlasted their life expectancy. The plan is to replace the multiple units with a larger, more efficient single unit. Also included in this increase is the remaining improvements to the Lockwood Substation parking lot and upgrading the antiquated surveillance/monitoring system in the jail.

MISCELLANEOUS

Miscellaneous covers those things that do not neatly fit into other areas. One area is truly to cover any miscellaneous expenses such as specific costs that may arise say during an event or an extended operation of some type. It also includes insurance deductibles that may or may not be used during the year. These are basically unforeseen occurrences not normally planned for in other areas of the budget.

One item under miscellaneous that can be planned for is Community Support (#**57016**). The requested funding herein will be used to provide some basic equipment to the Community Emergency Response Team (CERT). CERT is a recognized entity under the Sheriff's Office by FEMA and the State Emergency Management who has already provided several hundred hours of service to Storey County on routine events, search and rescue operations, and emergency operations drills (Highlands Evacuation). Their volunteer services have saved the county thousands of dollars in overtime and/or provided services we could not normally provide. The requested funding will provide them with some basic safety equipment to ensure proper response and safety when volunteering their time to the county.

TOTAL BUDGET PROPOSAL **$3,676,856.00**

Conclusion

While this budget poses some increases, every effort has been made to minimize cost to the taxpayer. With the additional staffing and capital projects, this budget reflects a 13% increase over the FY15 budget. There are some considerations in this proposal for the potential unfunded mandates by the State, should certain legislation pass. Should it not, this proposal can be reduced accordingly.

Thank you for your consideration of this proposal. As always, should there be additional questions please do not hesitate to contact me.

Gerald Antinoro

PO Box 498 **205 South C Street** **Virginia City, NV 89440**
Office: (775) 847-0959 **Fax: (775) 847-0924**

The FY16 budget proposal attempts to address several identified challenges while maintaining consideration that we must utilize the resources entrusted to us in a manner reflecting concern for our citizens' tax dollars. While there have been some increases, they are increases that cannot be avoided if we are to properly serve our residents.

WAGES & BENEFITS

First we discuss **Wages and Benefits**. The increase in this area reflects in part changes in the staffing levels of the Sheriff's Office. One such change is in the administrative staff. Currently there is one full-time and one part-time person working in the Sheriff's Office and one part-time person working in the Lockwood Substation. The increase in workload resulting from both the upswing in economy and the redistribution of work from other county offices (budget, payroll) necessitate the part-time position at the Sheriff's Office be returned to a full-time position. It previously was a full-time position, however for the past four years we have been able to get by on 1 ½. This is no longer the case.

The next staffing increase derives from increased activity in the north end of the county. Much has been said regarding the growth brought about by Telsa and other companies that have opted to make Storey County their home. The long term planning has been to add two patrol deputies over the next two years however the opportunity and need is present now, therefore rather than wait, I am seeking these additional positions July 1, 2015.

OPERATIONAL EXPENSES **$252,900.00**

Next in consideration is **Operational Expenses**. Minor increases have been made to office costs (postage & office supplies) based on the current year's usage. A small increase has also been made to dues and subscriptions based on the need to have the Chief Deputy involved in some professional organizations.

The first sizeable increase comes from Rents/Lease/Purchases (**#53027**). This account pays for the Substation lease with the Canyon GIS, our RMS, AFIS, and copiers. With the lease up on the copiers, the added amount is to cover any additional costs with the purchase or lease of new equipment.

The next increase is in the area of training (**#53029**). Lexipol is a standing policy and training program. At the recommendation of Commissioner Gilman and the concurrence of the County Manager, the daily training module (DTB) of the Lexipol system was added recently. This increase reflects in part, the continuation of the DTB. The increase also reflects ongoing training necessary for patrol, jail, and investigative functions during the upcoming year. The most sizeable increase is for the Chief Deputy to attend Staff and Command School that is available through Northwestern University. This is an on-line training which would otherwise cost roughly $25K, that we are able to obtain for continuity of operations for $4,000.00 through this delivery medium.

Building Maintenance (**#53057**) is the next area of explanation. Both the Sheriff's Office and Substation are in need of painting. These have been estimated to be roughly $7,000 and $3,000 respectively. The remaining $5,000 is to repair whatever issues may arise during the upcoming year with the two previous locations as well as the Jail.
There is a small increase in Lab Fees (**#53069**). This is based on an increase from the Washoe Crime Lab who provides these services to Storey County. $5,000.00 of the budgeted amount is to cover toxicology services throughout the upcoming year that are separate from those things covered through the Crime Lab.

Professional Services (**#53070**) does not reflect any increase however it is important to point out this is a best guess figure as there is no way to truly know what services will be needed during the year. During FY15, we expended every bit of the monies allocated due to a few significant personnel issues. While some of these are ongoing, it is believed we should continue to maintain a low amount and work towards decreasing any unresolved issues.

CAPITAL OUTLAY **$260,000.00***

We now must discuss **Capital Outlay**. This is a moving target at best. Some numbers, such as the need to replace three (3) additional vehicles are easy to calculate however the potential of an unfunded mandate from the state legislature is not so easy. One bill currently in movement would require the purchase of body cameras for all sworn staff as well as the hardware required to store the data. Through investigation into cameras and hardware, the best estimate that can be derived is $80,000. Of course if the bill dies in session or is in some other way modified, these monies will not be needed.

Another consider in this area is the purchase of the lot belonging to Rich Connell behind the Creamery/Firehouse. This is a property that the county has negotiated with Mr. Connell on since the purchase of the Sheriff's Office. Regardless of the intent or evolutions of plans during the past three years, the county has spent money for improvements to this lot and it is necessary for access to parking behind the Sheriff's Office. At this point in time this would be an outright purchase of the lot rather than any trade or consideration for other properties adjacent to the Sheriff/DA building. Without this lot, access to parking could be cut off and county improvements would be lost. Mr. Connell is requesting $75K for the purchase.

EQUIPMENT ADMINISTRATION **$406,000.00**

Next is **Equipment Administration**. While not an increase, it should be noted that Computer Equipment (**#54160**) is decreased by $6K. The monies requested are to cover two additional computers still needing upgraded as well as replacement of anything that fails during the upcoming year.

One of the biggest single increases in this year's projections is in the area of Enforcement Supplies (**#54309**). This increase arises out of the need to update/replace less-than-lethal devices (Tasers) as well as obtain some additional radar devices for patrol vehicles. We

must also replenish our ammunition supplies as we do annually, however ammunition appears to have undergone some significant price increases. Unfortunately, we must practice and qualify multiple times each year to maintain proficiency to meet state P.O.S.T. standards.

Another sizeable increase comes from CO Facility (**#54407**). This increase stems from the need to replace the heating/cooling units at the jail that have outlasted their life expectancy. The plan is to replace the multiple units with a larger, more efficient single unit. Also included in this increase is the remaining improvements to the Lockwood Substation parking lot and upgrading the antiquated surveillance/monitoring system in the jail.

MISCELLANEOUS **$12,000.00**

Miscellaneous covers those things that do not neatly fit into other areas. One area is truly to cover any miscellaneous expenses such as specific costs that may arise say during an event or an extended operation of some type. It also includes insurance deductibles that may or may not be used during the year. These are basically unforeseen occurrences not normally planned for in other areas of the budget.

One item under miscellaneous that can be planned for is Community Support (**#57016**). The requested funding herein will be used to provide some basic equipment to the Community Emergency Response Team (CERT). CERT is a recognized entity under the Sheriff's Office by FEMA and the State Emergency Management who has already provided several hundred hours of service to Storey County on routine events, search and rescue operations, and emergency operations drills (Highlands Evacuation). Their volunteer services have saved the county thousands of dollars in overtime and/or provided services we could not normally provide. The requested funding will provide them with some basic safety equipment to ensure proper response and safety when volunteering their time to the county.

CONCLUSION

While this budget poses some increases, every effort has been made to minimize cost to the taxpayer. With the additional staffing and capital projects, this budget reflects a percentage of (?) decrease/increase over the FY15 budget. Thank you for your consideration of this proposal. As always, should there be additional questions please do not hesitate to contact me.

53010	**Postage**	**$1,200.00**

(Increase to cover increases in postage and usage)

53011	**Office supplies**	**$5,000.00**

(Increase due to increased usage: printer cartridges, card stock, etc)

53012	**Telephone**	**$10,000.00**
53013	**Travel**	**$4,000.00**
53014	**Dues & Subscriptions**	**$1,200.00**

(Increase due to adding Chief Deputy: NVSCA, NSA, NWTI)

53016	**Equipment Maintenance**	**$2,500.00**

(Increased due to usage)

53022	**Utilities**	**$30,000.00**
53024	**Operating Supplies**	**$2,500.00**
53027	**Rents/Lease/Purchase**	**$20,000.00**

(Copiers, AFIS, RIMS)

53028	**Communications**	**$5,000.00**
53029	**Training**	**$22,000.00**

(Keener – Staff & Command = $4,000.00, Lexipol Subscription = $8,033.00, Jail Training = $2,000.00, Patrol Training = $5,000.00, Investigations Training = $2,000.00)

53030	**Auto Maintenance**	**$15,000.00**
53034	**Computer Software**	**$1,000.00**
53035	**Records Management**	**$2,000.00**
53039	**Uniforms**	**$8,000.00**
53040	**Gas & Diesel**	**$50,000.00**
530401	**Tires**	**$8,000.00**
53048	**Public Notices**	**$500.00**
53057	**Building Maintenance**	**$15,000.00**

Repaint S.O. = $7,000.00, Repaint Substation = $3,000.00, Misc repairs = $5,000.00)

53069	**Lab Fees**	**$28,000.00**

($23,000.00 Washoe Crime Lab contract, $5,000.00 Toxicology tests)

53070	**Professional Services**	**$10,000.00**

Grievance/Arbitration/Legal Services)

53075	**Fingerprint & Background**	**$10,000.00**
53401	**Grant – Match**	**$5,000.00**
54010	**Capital Outlay**	**~~$260,000.~~** ~~225,000~~ 145,000

(Replacement vehicles & upfitting (~~x3~~ 2) = $105,000.00, Purchase of Connell lot = $75,000.00, ~~Body cameras & storage* $80,000.00~~)

54160	**Computer Equipment**	**$5,000.00**

(Replacement computers)

54303	**Coroner's Office**	**$10,000.00**
54304	**Animal Control**	**$3,500.00**
54307	**Special Investigations**	**$5,000.00**
54309	**Enforcement Supplies**	**$29,600.00**

(PBTs = $5,000.00, Radars = $3,000.00, Tasers = $6,600.00, standard equipment replacement = $5,000.00, Ammunition = $10,000.00)

54313	**Reserves**	**$1,500.00**

(Reserve supplies/equipment)

54314	**Inmate Medical**	**$10,000.00**
54315	**Medical Physicals**	**$15,000.00**

(Annual physicals)

54317	**Inmate Food**	**$25,000.00**
54318	**Inmate Supplies**	**$2,500.00**
54320	**Pre-Employment Test/Hire**	**$2,500.00**

(Screening/testing of applicants)

54407	**CO Facility**	**$30,0000.00**

(Replacement of heat/cool units at jail = $15,000.00, $15,000.00 finish paving LW parking lot)

56500	**Miscellaneous**	**$2,000.00**
56602	**Insurance**	**$5,000.00**

(Covers insurance deduct)

57016	**Support**	**$5,000.00**

(Cover cost of support such as CERT & NNO)

*Contingent on unfunded mandate bill currently in the legislature that may require all uniformed law enforcement be equipped with body cameras. If bill dies it will not be necessary.

FIRE DISTRICT 474

5/8/2015		NEW 250 FUND			
474 Fire District 250	2013-14	2014-15	2014-15	2015-16	2015-16
(combined 030 and 040 (wildland ndf)		**FINAL**	**YTD 3/27/15**	**Tentative**	**Final**
		Budget			
Revenues					
Taxes		2,022,930		2,136,577	2,136,577
Centrally Assessed		500,000		568,239	568,239
SCCRT		762,130		762,130	762,130
Ambulance Fee		260,000		260,000	260,000
Ambulance Program		16,000		12,000	12,000
Misc		1,200		698,037	731,037
Subtotal Revenues		3,892,260	0	4,436,983	4,469,983
Transfer from eliminated Fire 030		33,806	-155,878		
Transfer from eliminated Wildland 040		492,332	722,288		
Total Revenues	**0**	**4,418,398**	**2,890,423**	**4,436,983**	**4,469,983**
Expenditures					
Fire					
Salaries/Wages		2,134,657		2,269,049	2,269,049
Benefits		1,217,034		1,266,954	1,266,954
Service & Supplies		406,326		482,350	482,350
Capital Outlay		71,331		56,645	56,645
Due other Gov- TRI Payback		131,000		170,000	170,000
Transfer to Equip Acq					
Mandatory Contingency		80,000		240,000	240,000
Charge for Services					
USDA Payback					
Total Expense	**0**	**4,040,348**	**2,831,239**	**4,484,998**	**4,484,998**
Revenue vs Expense	**0**	**378,050**	**59,184**	**-48,015**	**-15,015**
Beginning Fund Bal	0	0	0	59,184	59,184
Ending Fund Bal	0	378,050	59,184	11,169	44,169

FUND 250 FIRE DISTRICT 474

Account #	Account Description	2013 Actual	2014 Actual	2015 Budget	2015 To Date	2015 Estimated	2016 Prelim.	2016 Tentative	2016 Approved
31	AD VALOREM								
31100-000	AD VALOREM CURRENT YEAR			1,568,340.00	1,103,840.06	1,568,340.00	1,678,123.00	1,591,068.00	1,591,068.00
31101-000	AD VALOREM-ASSESSOR			454,590.00	99,234.42	454,590.00	486,413.00	545,509.00	545,509.00
31103-000	DELINQUENT FIRST YEAR				8,421.91				
31105-000	DELINQUENT PRIOR YEARS				13,101.39				
31108-000	STATE-CENTRALLY ASSESSED			500,000.00	191,334.47	500,000.00	535,000.00	568,239.00	568,239.00
31	TOTAL ****** AD VALOREM			2,522,930.00	1,415,932.25	2,522,930.00	2,699,536.00	2,704,816.00	2,704,816.00
32	LICENSES/PERMITS								
32101-000	MERCHANDISE LICENSES								
32201-000	BUSINESS LICENSE FEES			15,000.00	2,533.75	15,000.00	65,000.00	65,000.00	65,000.00
32201-500	TAHOE RENO INDUSTRIAL				60,339.61				
32203-000	BUSINESS LICENSE RENEWAL							45,000.00	45,000.00
32205-000	BLDG PERMITS				204,501.50			75,000.00	75,000.00
32207-200	TESLA							349,467.00	349,467.00
32	TOTAL ****** LICENSES/PERMITS			15,000.00	267,374.86	15,000.00	65,000.00	534,467.00	534,467.00
33	STATE / FEDERAL REVENUE								
33300-000	FED PYMTS IN LIEU OF TXS								
33507-000	SCCRT			762,130.00	381,704.89	762,130.00	939,120.00	762,130.00	762,130.00
33	TOTAL ****** STATE / FEDERAL REVENUE			762,130.00	381,704.89	762,130.00	939,120.00	762,130.00	762,130.00
34	CHARGES FOR SERVICES								
34113-000	SPECIAL EVENTS			5,000.00		5,000.00	6,000.00	5,000.00	5,000.00
34113-205	CAMEL RACES				675.00				
34113-206	FERRARI RACES/HILL CLIMB				2,240.00				
34113-213	LIVFAST				650.00				
34113-220	SPECIAL EVENT OT FIRE								
34306-000	AMBULANCE BILLING			260,000.00	140,272.78	260,000.00	260,000.00	260,000.00	260,000.00
34307-000	INSPECTION FEES			80,000.00	7,726.85	80,000.00		90,000.00	11,000.00
34307-500	TAHOE RENO INDUSTRIAL				83,903.49		90,000.00		112,000.00
34308-000	AMBULANCE SUBSCRIPTIONS			16,000.00	2,185.00	16,000.00	12,000.00	12,000.00	12,000.00
34310-000	OFF DISTRICT BILLINGS			230,000.00	670.00	230,000.00	62,590.00	62,570.00	62,570.00
34311-000	ACCIDENT RECOVERY						6,000.00	6,000.00	6,000.00
34312-000	CHARGE FOR SERVICES								
34314-000	ACCIDENT RECOVERY								
34	TOTAL ****** CHARGES FOR SERVICES			591,000.00	238,323.12	591,000.00	436,590.00	435,570.00	468,570.00
36	MISCELLANEOUS REVENUE								
36200-000	RENTS - ROYALTIES			1,200.00	300.00	1,200.00			
36500-000	MISC - OTHER				20,378.00				
36540-000	EQUIPMENT SALES								
36	TOTAL ****** MISCELLANEOUS REVENUE			1,200.00	20,678.00	1,200.00			
FUND 250	TOTAL ********* FIRE DISTRICT 474			3,892,260.00	2,324,013.12	3,892,260.00	4,140,246.00	4,436,983.00	4,469,983.00

STOREY COUNTY
ESTIMATED EXPENDITURES FOR 2016

Account #	Account Description	2013 Actual	2014 Actual	2015 Budget	06/2015 To Date	2015 Estimated	2016 Dpt Req	2016 Tentative	2016 Approved
DEPT 250	FIRE DISTRICT 474								
51	SALARY DIRECT EXPENSE								
51010-000	SALARIES & WAGES			1,919,827.00	1,460,160.22	1,919,827.00	1,997,498.94	1,997,498.00	1,997,498.00
51010-200	TESLA						660,949.77		
51010-204	STREET VIBRATION				209.28				
51010-205	CAMEL RACES				228.90				
51010-206	FERRARI RACES/HILL CLIMB				176.58				
51010-220	SPECIAL EVENT OT FIRE				241.98				
51011-000	OVERTIME			198,255.00	195,348.91	198,255.00	254,654.03	254,654.00	254,654.00
51011-200	TESLA						109,372.32		
51011-203	4TH OF JULY				552.24				
51011-204	STREET VIBRATION				419.46				
51011-205	CAMEL RACES				103.12				
51011-213	LIVFAST				206.24				
51011-220	SPECIAL EVENT OT FIRE				283.58				
51020-000	LONGEVITY			16,575.00	13,161.34	16,575.00	16,906.43	16,906.00	16,906.00
510 TOTAL	SALARY DIRECT EXPENSE			2,134,657.00	1,671,091.85	2,134,657.00	3,039,381.49	2,269,058.00	2,269,058.00
51 TOTAL	SALARY DIRECT EXPENSE			2,134,657.00	1,671,091.85	2,134,657.00	3,039,381.49	2,269,058.00	2,269,058.00
52	FRINGE BENEFITS								
52010-000	PERS			686,581.00	525,770.34	686,581.00	716,353.16	716,353.00	716,353.00
52010-200	TESLA						267,684.66		
52011-000	PACT			192,675.00	157,495.40	192,675.00	188,283.14	188,283.00	188,283.00
52011-200	TESLA						77,846.40		
52011-203	4TH OF JULY				89.13				
52011-204	STREET VIBRATION				33.78				
52011-205	CAMEL RACES				36.94				
52011-206	FERRARI RACES/HILL CLIMB				28.50				
52011-220	SPECIAL EVENT OT FIRE				39.06				
52012-000	HEALTH INSURANCE			301,279.00	210,936.34	301,279.00	324,714.20	324,714.00	324,714.00
52012-200	TESLA						84,094.56		
52012-204	STREET VIBRATION				129.19				
52012-205	CAMEL RACES				27.08				
52012-213	LIVFAST				33.80				
52013-000	MEDICARE			26,543.00	23,972.02	26,543.00	27,637.59	27,637.00	27,637.00
52013-200	TESLA						9,162.97		
52013-203	4TH OF JULY				7.99				
52013-204	STREET VIBRATION				9.08				
52013-205	CAMEL RACES				4.82				
52013-206	FERRARI RACES/HILL CLIMB				2.56				
52013-213	LIVFAST				2.99				
52013-220	SPECIAL EVENT OT FIRE				7.62				
52014-000	SOCIAL SECURITY			9,956.00	4,008.59	9,956.00	9,956.13	9,956.00	9,956.00
52014-203	4TH OF JULY				34.24				
52014-204	STREET VIBRATION				12.98				
52014-205	CAMEL RACES				14.19				
52014-206	FERRARI RACES/HILL CLIMB				10.95				
52014-220	SPECIAL EVENT OT FIRE				15.01				
52015-000	UNEMPLOYMENT COMP				5,562.84				

Account #	Account Description	2013 Actual	2014 Actual	2015 Budget	06/2015 To Date	2015 Estimated	2016 Dpt Req	2016 Tentative	2016 Approved
520 TOTAL	FRINGE BENEFITS			1,217,034.00	928,285.44	1,217,034.00	1,705,732.81	1,266,943.00	1,266,943.00
52 TOTAL	FRINGE BENEFITS			1,217,034.00	928,285.44	1,217,034.00	1,705,732.81	1,266,943.00	1,266,943.00
53	OPERATIONAL EXPENSES								
53010-000	POSTAGE			1,250.00	1,138.97	1,250.00	1,250.00	1,250.00	1,250.00
53010-200	TESLA						312.50		
53011-000	OFFICE SUPPLIES			2,000.00	1,663.59	2,000.00	2,000.00	2,000.00	2,000.00
53011-200	TESLA						500.00		
53012-000	TELEPHONE			9,000.00	9,094.69	9,000.00	9,950.00	9,950.00	9,950.00
53012-200	TESLA						2,487.50		
53013-000	TRAVEL			3,900.00	3,962.82	3,900.00	2,900.00	2,900.00	2,900.00
53013-200	TESLA				50.00		725.00		
53014-000	DUES & SUBSCRIP.			2,574.00	2,780.50	2,574.00	3,251.00	3,251.00	3,251.00
53016-000	EQUIPMENT MAINTENANCE			16,094.00	12,684.92	16,094.00	16,094.00	16,094.00	16,094.00
53016-200	TESLA						4,023.50		
53022-000	UTILITIES			31,543.00	19,999.53	31,543.00	31,543.00	31,543.00	31,543.00
53022-200	TESLA						7,885.75		
53024-000	OPERATING SUPPLIES			11,000.00	11,226.27	11,000.00	11,000.00	11,000.00	11,000.00
53024-200	TESLA						2,750.00		
53027-000	RENTS AND LEASES			10,188.00	12,486.52	10,188.00	13,245.00	13,245.00	13,245.00
53028-000	COMMUNICATIONS			3,000.00	152.34	3,000.00	3,000.00	3,000.00	3,000.00
53028-200	TESLA						1,000.00		
53029-000	TRAINING			20,050.00	16,640.26	20,050.00	29,560.00	29,560.00	29,560.00
53029-200	TESLA						7,390.00		
53030-000	AUTO MAINTENANCE			43,000.00	44,609.21	43,000.00	43,000.00	43,000.00	43,000.00
53030-200	TESLA						10,750.00		
53034-000	COMPUTER SOFTWARE			7,150.00	10,448.68	7,150.00	10,000.00	10,000.00	10,000.00
53034-200	TESLA						2,500.00		
53039-000	UNIFORMS			7,500.00	2,962.93	7,500.00	7,000.00	7,000.00	7,000.00
53039-200	TESLA				129.98				
53040-000	GAS & DIESEL			54,283.00	41,919.48	54,283.00	58,000.00	58,000.00	58,000.00
53040-200	TESLA						14,500.00		
53041-000	TIRES			19,569.00	5,572.32	19,569.00	19,569.44	10,446.00	10,446.00
53041-200	TESLA						4,892.36		
53053-000	LAUNDRY			1,000.00	697.80	1,000.00	1,000.00	1,000.00	1,000.00
53053-200	TESLA						250.00		
53056-000	EXTINGUISHER MAINT.			1,725.00		1,725.00	1,725.00	1,725.00	1,725.00
53056-200	TESLA						431.25		
53057-000	BUILDING MAINTENANCE			11,000.00	15,080.73	11,000.00	12,500.00	12,500.00	12,500.00
53057-200	TESLA						3,125.00		
53070-000	PROFESSIONAL SERVICES			150,500.00	155,021.80	150,500.00	150,500.00	150,500.00	150,500.00
53070-200	TESLA				780.00				
53070-270	GIS							5,000.00	5,000.00
53072-000	FURNITURE AND FIXTURES				806.88				
53072-200	TESLA						1,500.00		
530 TOTAL	SERVICES & SUPPLIES			406,326.00	369,910.22	406,326.00	492,110.30	422,964.00	422,964.00

Account #	Account Description	2013 Actual	2014 Actual	2015 Budget	06/2015 To Date	2015 Estimated	2016 Dpt Req	2016 Tentative	2016 Approved
53 TOTAL	OPERATIONAL EXPENSES			406,326.00	369,910.22	406,326.00	492,110.30	422,964.00	422,964.00
54	GENERAL GOVERNMENT								
54010-000	CAPITAL OUTLAY			22,816.00	17,940.92	22,816.00	45,316.00	45,316.00	45,316.00
54010-200	TESLA						11,329.00		
540 TOTAL	CAPITAL OUTLAY			22,816.00	17,940.92	22,816.00	56,645.00	45,316.00	45,316.00
54160-000	COMPUTER EQUIPMENT			2,000.00	6,232.29	2,000.00	14,800.00	14,800.00	14,800.00
54160-200	TESLA						3,700.00		
541 TOTAL	EQUIPMENT ADMINISTRATION			2,000.00	6,232.29	2,000.00	18,500.00	14,800.00	14,800.00
54305-000	FIRE PROTECTION SUPPLIES						2,400.00	2,400.00	2,400.00
54306-000	FIRE PREVENTION			500.00	365.11	500.00	500.00	500.00	500.00
54308-000	AMBULANCE SUPPLIES			28,257.00	62,134.14	28,257.00	28,257.00	28,257.00	28,257.00
54308-200	TESLA						7,064.25		
54315-000	MEDICAL - PHYSICALS			12,258.00	9,021.50	12,258.00	19,258.00	19,258.00	19,258.00
54315-200	TESLA						4,814.50		
543 TOTAL	PUBLIC SAFETY			41,015.00	71,520.75	41,015.00	62,293.75	50,415.00	50,415.00
54 TOTAL	GENERAL GOVERNMENT			65,831.00	95,693.96	65,831.00	137,438.75	110,531.00	110,531.00
56	MISCELLANEOUS								
56402-000	VOLUNTEER			5,500.00	4,587.50	5,500.00	5,500.00	5,500.00	5,500.00
564 TOTAL	CONTRIBUTIONS/DONATIONS			5,500.00	4,587.50	5,500.00	5,500.00	5,500.00	5,500.00
56602-000	INSURANCE DEDUCTIBLE				5,000.00				
566 TOTAL	INSURANCE EXPENSE				5,000.00				
56 TOTAL	MISCELLANEOUS			5,500.00	9,587.50	5,500.00	5,500.00	5,500.00	5,500.00
57	OTHER FINANCING SOURCES								
57108-000	DUE OTHER GOV-TRIPAYBACK			131,000.00	131,000.00	131,000.00			
571 TOTAL	SHORT TERM FINANCING			131,000.00	131,000.00	131,000.00			
57228-000	TRANSFER TO TRI PAYBACK						131,000.00	170,000.00	170,000.00
572 TOTAL	INTERFUND TRANSFERS						131,000.00	170,000.00	170,000.00
57900-000	CONTINGENCY			80,000.00	5,186.17-	80,000.00	240,000.00	125,000.00	125,000.00
57901-000	CONTINGENCY							111,000.00	111,000.00
579 TOTAL	CONTINGENCY			80,000.00	5,186.17-	80,000.00	240,000.00	236,000.00	236,000.00
57 TOTAL	OTHER FINANCING SOURCES			211,000.00	125,813.83	211,000.00	371,000.00	406,000.00	406,000.00
DEPT 250 TOTAL	FIRE DISTRICT 474			4,040,348.00	3,200,382.80	4,040,348.00	5,751,163.35	4,480,996.00	4,480,996.00
Net Rev to Expense	Fund: 250	.00	.00		487,743.27				

Storey County Fire District - Fund 250 - 3/26/15				
Revenue Source		2014/15 Final	2015/16 Proposed	2015/16 FS #75
31100	Ad Valorem (Fire Tax .5446)	$1,568,339.00	$ 1,591,068.00	$ 1,591,068.00
31101	Ad Valorem Assessor	$454,591.00	$ 545,509.00	$ 545,509.00
31108	Centrally Assessed	$500,000.00	$ 568,239.00	$ 568,239.00
32101	Business License Fees (First Time License)	$15,000.00	$ 15,000.00	$ 15,000.00
03	Business License Annual Renewal Transfer (Sheriff/Building)		$ 45,000.00	$ 45,000.00
32205	Building Permits (Building Transfers at 15% of all Permits)		$ 75,000.00	$ 75,000.00
32207	Fire Permits	$0.00	$ 50,000.00	$ 50,000.00
32207-200	Tesla Negotiated Annual Permits/Plan Reviews		$ 330,935.00	$ 330,935.00
33507	SCCRT	$762,130.00	$ 762,130.00	$ 762,130.00
34306	Ambulance Fees	$260,000.00	$ 260,000.00	$ 260,000.00
34307	Plan Review Fees	$80,000.00	$ 90,000.00	$ 90,000.00
34308	Ambulance Program	$16,000.00	$ 12,000.00	$ 12,000.00
34113	Special Events	$5,000.00	$ 5,000.00	$ 5,000.00
34310	Billings Fire Department (Fire Billings)	$230,000.00	$ 62,569.44	$ 62,569.44
34311	Accident Recovery	$0.00	$ 6,000.00	$ 6,000.00
33300	PILT (Requesting 33% for fire protection fed lands	$0.00	$ -	$ -
Revenue Forecast Totals		$3,892,260.00	$ 4,418,450.44	$ 4,418,450.44
Salaries and Fringe Benefits		2014/15 Final	2015/16 Proposed	2015/16 FS #75
51010	Salaries and Wages	$1,919,827.37	$ 1,997,498.94	$ 2,658,448.71
51011	Overtime	$198,254.87	$ 254,654.03	$ 364,026.35
51020	Longevity	$16,574.93	$ 16,906.43	$ 16,906.43
52010	PERS	$686,580.68	$ 716,353.16	$ 984,037.82
52014	Social Security	$9,956.13	$ 9,956.13	$ 9,956.13
52011	PACT	$192,675.14	$ 188,283.14	$ 266,129.54
52012	Health Insurance	$301,279.04	$ 324,714.20	$ 408,808.76
52013	Medicare	$26,543.32	$ 27,637.59	$ 36,800.56
52015	Unemployment Benefit Costs	$0.00	$ -	$ -
Total		$3,351,691.48	$ 3,536,003.62	$ 4,745,114.30
Operating Line Items			2015/16 Proposed	2015/16 FS #75
53010	Postage	$1,250.00	$ 1,250.00	$ 1,562.50
53011	Office Supplies	$2,000.00	$ 2,000.00	$ 2,500.00
12	Telephone	$9,000.00	$ 9,950.00	$ 12,437.50
13	Travel	$3,900.00	$ 2,900.00	$ 3,625.00
53014	Dues and Subscriptions	$2,574.00	$ 3,251.00	$ 3,251.00
53016	Equipment Maintenance	$16,094.00	$ 16,094.00	$ 20,117.50
53022	Utilities	$31,543.00	$ 31,543.00	$ 39,428.75
53024	Operating Supplies	$11,000.00	$ 11,000.00	$ 13,750.00
53027	Rent, Lease and Purchase	$10,188.40	$ 13,245.00	$ 13,245.00
53028	Communications	$3,000.00	$ 3,000.00	$ 4,000.00
53029	Training	$20,050.00	$ 29,560.00	$ 36,950.00
53030	Automobile Maintenance	$43,000.00	$ 43,000.00	$ 53,750.00
53034	Computer Software	$7,150.00	$ 10,000.00	$ 12,500.00
53039	Uniforms	$7,500.00	$ 7,000.00	$ 7,000.00
53040	Gas and Diesel	$54,282.80	$ 58,000.00	$ 72,500.00
53041	Tires	$19,569.44	$ 10,445.91	$ 13,057.39
53053	Laundry	$1,000.00	$ 1,000.00	$ 1,250.00
53056	Extinguisher Maintenance	$1,725.00	$ 1,725.00	$ 2,156.25
53057	Building Maintenance	$11,000.00	$ 12,500.00	$ 15,625.00
53070	Professional Services	$150,500.00	$ 155,500.00	$ 155,500.00
53072	Furniture and Fixtures	$0.00	$ -	$ 1,500.00
53076	Charges For Service	$0.00	$ -	$ -
54010	Capital Outlay	$22,816.00	$ 45,316.00	$ 56,645.00
54160	Computer Equipment	$2,000.00	$ 14,800.00	$ 18,500.00
54305	Fire Protection Supplies	$0.00	$ 2,400.00	$ 2,400.00
54306	Fire Prevention	$500.00	$ 500.00	$ 500.00
54308	Amb. Medical Supplies	$28,257.33	$ 28,257.00	$ 35,321.25
54315	Medical Physicals	$12,258.00	$ 19,258.00	$ 24,072.50
56402	Volunteer Backgrounds & Retention Program	$5,500.00	$ 5,500.00	$ 5,500.00
57200	Interfund Transfer	$0.00	$ -	
28	TRI Pay Back	$131,000.00	$ 170,000.00	$ 170,000.00
57900	Contingency	$80,000.00	$ 240,000.00	$ 240,000.00
Operating Comparison 2013 to 2014		**$688,657.97**	**$ 948,994.91**	$ 1,038,644.64
Salaries and Fringe Benefits		**$3,351,691.48**	**$ 3,536,003.62**	$ 4,745,114.30
Total Combined Operating and Salaries/Benefits		**$4,040,349.45**	**$ 4,484,998.53**	$ 5,783,758.94
Revenue to Expenses		**$148,089.45**	**$ (66,548.09)**	**$ (1,365,308.50)**

Storey County Fire Protection District
2015/16 Tentative Budget Request
Fire Operations Fund 250
Submitted by Gary Hames, Fire Chief
March, 27, 2015

Revenue Forecast Notes:

31100 Ad Valorem (Secured) $1,591,168

31101 Ad Valorem (Unsecured-Assessor) $545,509

31108 Ad Valorem (Centrally Assessed) $568,239

32101 Business License Fees (Initial) $15,000

- $60.00 per new business license to fire district

32203 Business License Annual Renewal $45,000

- Renewals total for building is equal to $58,378.09 and 33% of that is equal to $19,264.74. Sheriff's business license renewal for brothels only is $75,000 and 33% of that is equal to $24,750. Total transfer request is $45,000 based on these numbers.

32205 Building Permits $75,000

- Based on 15% of building permit fees.

10-Year Average:

- 2005/06: $679,395
- 2006/07: $1,130,643
- 2007/08: $644,177
- 2008/09: $251,004
- 2009/10: $208,982
- 2010/11: $262,360
- 2011/12: $152,660
- 2012/13: $253,244
- 2013/14: $658,756
- 2014/15: $632,286 (YTD)

Total: $4,873,507 divided by 10 = $487,350 and 15% is $73,102 (Rounded to $75,000)

32207 Fire Permits $50,000

- This is specific to fire alone for permitting sprinklers, fire alarms and hydrants

32207-200 Fire Permits (Tesla) $349,467

- This is a negotiated amount for fire permits, fire portion of building permits and plan review fees. Will be in place through 2020 and formula then reduces to ½ of a single position.

33507 SCCRT $762,130

- This figure indicates a zero increase; although, per Department of Taxation letter dated 2/15/15 we are increasing SCCRT by a forecasted 3.82%. Fiscal Year 2014/15 was $762,130 X 3.82% ($29,113.37 Increase) = $791,243.36

34306 Ambulance Fees $260,000

34307 Plan Review Fees $80,000

34308 Ambulance Program (Ambulance Subscription) $12,000

34113 Special Events $5,000

34310 Billings Fire Department $62,569.44

- This revenue is entirely dependent upon how many times per year equipment responds outside of the district. As you know, fire activity varies from year-to-year and this revenue stream is very volatile and can change dependent upon the fire season activity.

  Historically these funds have been from responding fire dozers to anywhere needed. However, with the Sage Grouse issue in the Western States, the BLM has placed more dozers in service. In Nevada alone they have increased by an additional six (6) dozers. We responded to one (1) incident for less than twenty-four (24) hours this past fire season. It is not anticipated that this will increase in the future; therefore, we are dramatically reducing this revenue resources.

  This funding is based on costs associated with replacing tires and auto maintenance. We feel we will generate enough fire billings to cover these two line items.

34311 Accident Recovery $6,000

- This was from an approved ordinance in the current fiscal year. It charges for response materials used, rolling stock and personnel times for traffic accidents; hazardous materials response; arson fires; and, special rescue responses.

Salaries and Fringe Benefits:

51010 Salaries and Wages $1,997,498.94

- Applied one step for all staff
- Added 2% COLA for step 10 non-union members

51011 Overtime Wages $254,654.03

- We now have six (6) personnel that are off of probation and qualify for annual and sick leave utilization. We have been low the last two years at 273 hours per year and I increased this to 336 per person; or, 14 shifts per person per year.
- These numbers are based upon actual use from the past three years of annual, sick and training hours.

51020 Longevity $16,906.43

- This increase is directly attributed to a 2% COLA

52010 PERS $716,088.60

- This increase is directly attributed to step increase.

52014 Social Security $9,956.13

- Wildland Intermittent staff are not PERS compensable; but, are Social Security compensable.

52011 PACT $188,283.14

- This decrease is from the decreased number of volunteers from 35 to 25

52012 Health Insurance $324,714.20

- Increases are directly related to marriages and children being added to plan

52013 Medicare $27,622.69

- This increase is directly attributed to step increase

52015 Unemployment $0

- Seasonal personnel are not returning. This employee classification will now be Less Than Part Time Intermittent Wildland and will not qualify for unemployment.
-

Line Item Expenses:

53010 Postage $1,250

- Same in consideration of mailing ISO letters, prevention material, etc.

53011 Office Supplies $2,000

- Tracking to past years line item.

53012 Telephone $9,950

- This increase is attributed to iPads being used in the field for inspections (monthly wireless charges)

53013 Travel $2,900

- In lieu of traveling to Florida for the FH software conference we will bring a trainer in-house for two days at $1,900
- Ambulance billing travel to training in Las Vegas. ($500)
- General travel for business is estimated at $500 per year.

53014 Dues and Subscription $3,251

- NFPA On-line Code Access at $1,200
- International Association of Fire Chiefs Membership $254.00
- International Code Council Membership Dues $125.00
- NFPA Membership for Fritz and Patty $330.00
-
- Sierra Front Wildfire Cooperators Membership Dues $250.00
- Fire Prevention Officers of Nevada Membership Dues $75.00
- Nevada Fire Chiefs Association Membership Dues $200.00
- Lake Tahoe Regional Fire Chiefs Association Annual Dues $100.00
- Nevada Firefighters Association Annual Dues Membership. This is split with the Volunteer Fire Department each paying $500.00
- Northern Nevada Fire Chiefs Association District Membership $50.00
- Notary Annual Fee $167

53016 Equipment Maintenance $16,094

- Safety $500 (Steps, hand rails, station exhaust system)
- Pump Testing and Maintenance $2,000 (Annual pump testing and maintenance. This is required by NFPA and ISO (Insurance). We use a private 3rd party to certify the pumps)
- Water Supply Maintenance $300 (Hydrants and Buried Tanks. This is primarily for hydrant lubrication oil that is a special blend and must be purchased from the hydrant manufacturer)

- Small Motor and Machine Maintenance ($1,750) (Hose testing machines, chainsaws, rotary saws, ventilation fans, carpet drying machines, shop tools, battery operated saws-all, battery operated drill motor, & misc. other. This includes motor repairs, spark plugs, fluid replacement, chains, blades for rotary saws, valve replacements, electrical cord replacement/repair and general other maintenance)
- Breathing Air Maintenance ($6,694) (Three (3) Fixed Self Contained Breathing Air Compressors, One (1) Mobile Self Contained Breathing Air Compressor, Annual SCBA Flow testing (45 Units) and Fit Test Machine Calibration. Cost includes all sensors, fittings, calibration, air sampling, air filter changes annually, annual certification by private 3rd party vendor and general small part replacements. This is mandated by OSHA, NFPA, ANSI and ISO)
- Hazardous Materials Air Monitor Maintenance ($400) (Air monitor sensors, calibration gas and small repairs. We have air monitoring devices on every fire engine and several on our Squad which is our hazardous materials response unit. Each unit must be calibrated daily, tested weekly with calibration gas and re-calibrated monthly with gas)
- Hose Maintenance ($150) (Coupling parts for damaged hose repairs. When hose is damaged we repair it in-house with a hose coupler machine which we purchased several years ago. This saves on having to replace hose when damaged or couplings become aged)
- Batteries ($400) (Air monitors, thermal imaging camera, hand held radios, hand lights, GPS, etc)
- Extrication Tool Maintenance ($2,000) (We have a complete set of extrication tools on each of our first out fire engines for a total of four (4) units. These are required to be tested for pressure ratings on an annual basis. They are then tagged as such by our private 3rd party vendor at $500 each)
- Ground Ladder Maintenance/Testing ($250) (Thermal sticker replacement and lubrication equipment – OSHA requirement)
- Annual Aerial Ladder Testing ($1,250) (OSHA Requirement)
- Snow Removal ($400) (Snow melt, tire chain repairs/replacement, plow maintenance)

53022 Utilities $31,543.00

Virginia City

- Truckee Meadows Water: $360
- Electricity: $5,438
- Propane: $3,314
- Water/Sewer: $1,771

Virginia Highlands

- Truckee Meadows Water: $998 (Water Treatment for entire building)
- Electricity: $4,800 (Includes Community Room at $1,200)
- Propane: $4,500 (Includes Community Room at $1,332.04)
- Well Maintenance: $4,000 (Constant Well Problems)

Lockwood:

- Truckee Meadows Water: $420
- Electricity: $3,281
- Propane: $2,661

53024 Operating Supplies $11,000.00

- Operating Supplies $1,339.18
- Salt for water system in Highlands $220
- Office Equipment: $1,474.98
- Locks: $349.53
- ICS Paperwork: $170.12
- Shop Supplies: $399.42
- Logistical Supplies: $1,507.55
- Vehicle Registrations: $734.75
- Cleaning Supplies: $2,984.12
- Pest Control: $1,317.22
- Fire Code and Enforcement Books: $631.90

53027 Rents, Lease and Purchase $13,245

- Copy Machine Lease/Maintenance: $13,245 (30% Increase per IT)

53028 Communications $3,000.00

- With an aging fleet of hand held radios we are rebuilding at least four per year to keep them in service. This cost is $2,000 over the past three year average.
- In the same vein we generally have to replace numerous small parts on radio pagers each year. The belt clips break, knobs and other small items. This costs approximately $1,000 per year.

53029 Training $29,560

- Higher education training per year $24,000. This is based on $1,000 per FTE X 24 personnel.
- iLearn Fire and EMS Continuing Education. This cost is $3,060
- We need to finish the burn building at FS #75. This includes all of the welding, doors and material at $2,500

53030 Automobile Maintenance $43,000

- With the fleet aging this is an extremely difficult line item to forecast. In fiscal year 2010 we expended $30,000; fiscal year 2011 we expended $34,000; and, fiscal year 2012 we will have expended $35,000. Fiscal year 2013/14 we are forecasting expenditures of

$45,000. Realistically until the new engines and ambulance chassis are placed in service in 2015 we will be expending $43,000.

53034 Computer Software $10,000

- Firehouse Software Subscription Annual Fee $4,500.00. This includes the new inspector module.
- Ambulance Billing Software $400
- Plan Review Portal annual cost $600
- Replacement server software (per IT) is $2,000
- Begin integrating software between FH reporting system and CAD system $2,500

IT MEMO Dated 2/21/15:
I am going over every server in the County and your server, the RASERVER that hosts PUBLIC and FD RECORDS will be 5 years old in May. I am recommending you budget for a new server that will last for another 5 years. Hardware costs for server are $8000.00 and software costs are $2000.00. You should probably budget for 2 new PC's at $1600.00 each, and that will include Office 2013 as well.

53039 Uniforms $7,000

- $500 to each chief officer for annual uniform allowance $3,000.
- Intermittent wild land fire pants, wild land shirts and t-shirts
- 5 New personnel at 3 pants each = 15 pants x $110 each = $1,650
- 11 personnel at 5 tee's each = 55 x $14 each = $770
- 11 personnel at one golf shirt each at $32.00 each = $352

53040 Gas and Diesel: $58,000

- Approximate 7% increase from current fiscal year. This is primarily attributed to travelling out to TRIC for so many meetings.

53041 Tires $10,445.91

- The following spread sheet has been compiled by Shop Foreman Trent Skretta. He has inspected every vehicle to create this information and cost.

Storey County Fire Department Rolling Stock Tires

Station 71

Vehicle/Unit Number	Tire Size	Qty	Price
E-71 EX 32906	315-80-22.5	0	
E-171 EX 42551	11R22.5	Two	$849.96
T-71 EX 31197	11R24.5	0	
R-71 EX 65597	LT225-70-19.5	Six	$1,564.44
WT-71 EX62239	11R22.5	0	
B-71 EX 62215	11R22.5	0	

P-71 EX 56340	LT225-70-19.5		0	
C-701 EX 56224	LT285-70-17		0	
DC-71	LT265-70-17		0	
BC-70 EX62244	LT285-65-18	Four		$757.00
FP-701	LT285-70-17	Four		$608
U-71 EX51812	LT285-70-17	Four		$607.52
FP-1701	225-65-17	Four		$602.34
T-71	225-75-15		0	

Station 72 Vehicle/Unit Number	**Tire Size**	**Quanity Needed**		**Price**
E72			0	
E-172 EX42552				
Ranger-72	LT225-70-19.5		0	
R-72 EX65597	11.00R20		0	
WT-72 EX63564				
B-72 EX63568	LT285-70-17	Four		$607.52
U-72 EX51811	LT265-70-17		0	
DC-72			0	
L-72			0	
T-14 EX61359				
T-9 EX61358	225-75-15	Four		$364.00

Station 73 Vehicle/Unit Number	**Tire Size**	**Quanity Needed**		**Price**
	11R22.5		0	
E-173 EX42553	LT265-70-17		0	
R-73 EX51843	LT265-70-17	Six		$852.25
L-73 EX62693			0	
T-12 EX61357	225-75-15		0	
P-73 EX52967	225-70-19.5		0	

Station 74 Vehicle/Unit Number	**Tire Size**	**Quanity Needed**		**Price**
			0	
E-74 EX32907	315-80-22.5		0	
E-174 EX42554	11R22.5		0	
R-74	225-70-19.5	Six		$1,564.44
WT-74 EX62238	11R22.5		0	
P-74 EX58397			0	
U-74 EX62657	LT265-75-16			

Station 75 Vehicle/Unit Number	**Tire Size**	**Quanity Needed**		**Price**
			0	
R-75 EX42861	215-85-16	Four		$504.00
U-75 EX54262	11R22.5		0	
Foam-75	11R22.5		0	

B-75 EX62216	11R22.5		0	
RE-173 EX14086	11R22.5		0	
P-75 EX 58397	225-70-19.5	Six		$1,564.44
Total				**$10,445.91**

53053 Laundry $1,000.00

- No change. Covers shop towels, floor mats and coveralls

53056 Extinguisher Maintenance $1,725.00

- No change or increase in pricing scheduled to our knowledge.

53057 Building Maintenance $12,500

- $250 Maintenance for Highlands Under Ground Water Storage Tanks
- $500 Grounds maintenance for Virginia City, Virginia Highlands and Lockwood only
- $500 Flags and flag pole maintenance
- $500 Light bulbs, light receptacle replacements and ballast replacement
- $500 Paint for touching up interior and exterior of Virginia City, Virginia Highlands and Lockwood only
- $750 Apparatus bay door maintenance. Includes rollers, bearings, motors, etc.
- $5,000 Exterior paint Virginia City Fire Station's
- $4,500 Miscellaneous station needs (This is the funding that the union agreed to give up from the former PEHP at $250 per person. We contractually agreed to allow them to use this for station improvements). This fiscal year will include zero scaping at the Highlands fire station.

53070 Professional Services $155,500.00

- Covers advertising for reserve firefighters, full-time firefighters, etc.
- The remaining expenses for professional services are related to grant funding requirements (publications), EMS billing fees and Fire Prevention plan review fees.
- NDF for the Wildland Fire Protection Program at $150,000
- Added $5,000 for GIS functional support per CM

54010 Capital Outlay $45,316

- OSHA mandates that all structural personal protective equipment is replaced every ten (10) years regardless of use. There are twenty-five (25) volunteers, twenty-two (22) career staff and eight (8) reserve staff; for a total of fifty-six (56) personnel. In order to replace each set of structure gear every ten years we have divided the number of years by the number of staff. This means that we would have to replace 5.60 sets per year to meet this requirement – or rounded up to 6 full sets per year. Each set costs $210 helmet, $38 hood, $1,065 jacket, $750 pants, $314 boots, $105 gear bag and $60 gloves; total is $2,542 X 6 sets per year is $15,252.

- Wildland helmet $59, wildland face and neck protector $60, wildland goggles $43, nomex/PBI pants $260, wildland nomex shirt $140, fire shelter $365, web gear $180, gloves $49, gear storage bag $105; total cost per set is $1,261. Using the same model for replacement as structure PPE we will need to replace 6 sets per year at $1,261 each equals $7,566.

- $22,500 to upgrade one (1) ambulance with a patient power load system. This is expensive, but a one-time impact per unit and has proven to dramatically reduce back injuries associated with loading and unloading patients from the unit.

54160 Computer Equipment $14,800

- $3,200 after consulting with IT they have advised us that we need to replace 2 desktop computer per year to have a five year replacement plan.
- $8,000 Replacement server that is approaching five (5) years old. Per IT it needs to be replaced.
- $3,600 ($900 each) Add four (4) iPads/one for each ambulance to do reporting.

IT MEMO dated 2/21/15:

I am going over every server in the County and your server, the RASERVER that hosts PUBLIC and FD RECORDS will be 5 years old in May. I am recommending you budget for a new server that will last for another 5 years. Hardware costs for server are $8000.00 and software costs are $2000.00. You should probably budget for 2 new PC's at $1600.00 each, and that will include Office 2013 as well.

54305 Fire Protection Supplies $2,400

- One pallet of Class A foam annually

54306 Fire Prevention $500.00

- This is an important category for public education and fire school education. We have been able to slightly reduce this cost due to a grant from Walmart Distribution Center in TRIC.

54308 Ambulance Medical Supplies $28,257

- We are currently tracking with current fiscal year.

54315 Medical Physicals $19,258

- Per NRS Chapter 617 it is mandatory to conduct annual physical examinations.
- Twenty-two full time personnel at an average of $489.00 per physical is $10,758
- Inoculations annual cost for career, volunteer and reserve personnel at $1,500

- *NOTE*: Volunteer physical exams are due this year. 20 volunteers at $350 each is $7,000

56402 Volunteer Backgrounds & Retention Program $5,500.00

- There are no changes to this line item. The volunteer numbers remain consistent and this covers background checks and volunteer retention costs.

57228 TRI Pay Back $170,000

- Increased by $39,000 per Comptroller

57900 Contingency $240,000

- This item was strongly recommended by Mary Walker when the NRS 473 Fire District was dissolved. We are able to place 8% of our previous year budget into the following fiscal year line item as contingency. This $240,000 is 6% and will hopefully increase over the next couple of years to be up to 8%.

FIRE EMERGENCY FUND

4/7/2015		New Fund 260			
Fire Emergency 260	**2013-14**	**2014-15**	**2014-15**	**2015-16**	**2015-16**
Transfer EFB from Fund 035	Actual	**Tentative**	**YTD 4/17/15**	**Tentative**	**Final**
Revenues	Audit	& Final			
	Fund 035				
Misc	0				
Transfer from Fire Billings	0	0			
Transfer from 035 Closed Fund		**204,337**			
Total Revenues	**0**	**204,337**	**0**	**0**	**0**
Expenditures					
Service & Supplies	0	203,500	0	204,337	204,337
Capital Outlay					
Interest Pmt					
Debit Service					
Total Expense	**0**	**203,500**	**0**	**204,337**	**204,337**
Revenue vs Expense	**0**	**837**	**0**	**-204,337**	**-204,337**
Beginning Fund Bal	204,337	0	204,337	204,337	204,337
Ending Fund Bal	**204,337**	837	204,337	0	0

STOREY COUNTY
ESTIMATED EXPENDITURES FOR 2016

Account #	Account Description	2013 Actual	2014 Actual	2015 Budget	06/2015 To Date	2015 Estimated	2016 Dpt Req	2016 Tentative	2016 Approved
DEPT 260	FIRE EMERGENCY								
53	OPERATIONAL EXPENSES								
53070-000	PROFESSIONAL SERVICES			204,337.00			204,337.00	204,337.00	204,337.00
530 TOTAL	SERVICES & SUPPLIES			204,337.00			204,337.00	204,337.00	204,337.00
53 TOTAL	OPERATIONAL EXPENSES			204,337.00			204,337.00	204,337.00	204,337.00
DEPT 260 TOTAL	FIRE EMERGENCY			204,337.00			204,337.00	204,337.00	204,337.00
Net Rev to Expense	Fund: 260	.00	.00		.00				

Storey County Fire Protection District

Emergency Fund 260

March 27, 2015

History:

This fund is established under NRS 474.200(3) and must be known as the "Emergency Fund". There are subsequent ordinances which define "emergency" and are currently in-line with the NRS language. This fund may accrue interest to a maximum of $1,000,000; and, after which the interest earnings shall be transferred to the "District Operating Fund (250)".

NRS 474.200(4) defines emergency as: *For the purposes of subsection 3, an emergency includes, without limitation, any event that:*

a. *Causes widespread or severe damage to property or injury to or the death of persons within the district;*
b. *As determined by the district fire chief, requires immediate action to protect the health, safety and welfare of persons who reside within the district; and*
c. *Requires the district to provide money to obtain a matching grant from a state agency or an agency of the Federal Government to repair damage caused by a natural disaster that occurred within the district.*

All revenue for this fund has been obtained from off district fire assignment billings.

Use:

In accordance to budgeting practices there must be an expense line item within the fund or it cannot be used. Therefore the entire ending/beginning fund balance is encumbered within professional services. This is only used in an emergency and expenses are commensurate with revenues.

Storey County Fire District - Fund 260 - 3/5/15		
Revenue Source		2015/16
	Beginning Fund Balance	$ 204,337.00
Revenue Forecast Totals		$ 204,337.00
Operating Line Items		2015/16
53070	Professional Services	$204,337.00
Revenue to Expenses		**$0.00**

Storey County Fire District - Fund 260 - 3/5/15		
Revenue Source		2015/16
	Beginning Fund Balance	$204,377.00
Revenue Forecast Totals		$204,377.00
Salaries and Fringe Benefits		2015/16
51010	Salaries and Wages	$10,000.00
51011	Overtime	$28,000.00
2010	PERS	$5,000.00
52014	Social Security	$2,000.00
52011	PACT	$1,000.00
52013	Medicare	$500.00
52015	Unemployment Benefit Costs	$0.00
Total		$46,500.00
Operating Line Items		2015/16
53011	Office Supplies	$2,000.00
53013	Travel	$5,000.00
53016	Equipment Maintenance	$5,000.00
53024	Operating Supplies	$5,000.00
53028	Communications	$5,000.00
53030	Automobile Maintenance	$5,000.00
53040	Gas and Diesel	$5,000.00
53041	Tires	$5,000.00
53057	Building Maintenance	$2,500.00
53070	Professional Services	$50,000.00
54010	Capital Outlay	$40,000.00
54305	Fire Protection Supplies	$5,000.00
54308	Amb. Medical Supplies	$2,500.00
57900	Contingency	$20,000.00
Operating Comparison 2013 to 2014		$157,000.00
Salaries and Fringe Benefits		**$46,500.00**
	TOTAL	**$203,500.00**
Revenue to Expenses		**-$877.00**

MUTUAL AID

	5/8/2015		New Fund 270			
Mutual Aid (Dozer)	**270**	**2013-14**	**2014-15**	**2014-15**	**2015-16**	**2015-16**
Transfer EFB from 045		Actual	Tentative	YTD 3/ /15	Tentative	Final
		Audit	& Final			
Revenues		308502	297500	441341	400000	400000
Total Revenues		**308,502**	**297,500**	**441,341**	**400,000**	**400,000**
Expenditures						
Service & Supplies		308,961	297,500	223,454	275,000	275,000
Capital Outlay						
Interest Pmt						
Debit Service						
Transfer in			459	**459**		
Total Expense		**308,961**	**297,959**	**223,913**	**275,000**	**275,000**
Revenue vs Expense		**-459**	**-459**	**217,428**	**125,000**	**125,000**
Beginning Fund Bal		0	0	0	218,554	217,428
Ending Fund Bal		-459	**-459**	217,428	343,554	342,428

STOREY COUNTY
PUBLIC BUDGET ACCOUNTING
REVENUE REPORT FOR THE MONTH OF: 12/14

FUND 270 MUTUAL AID

Account #	Account Description	2013 Actual	2014 Actual	2015 Budget	2015 To Date	2015 Estimated	2016 Prelim.	2016 Tentative	2016 Approved
34	CHARGES FOR SERVICES								
34310-000	OFF DISTRICT BILLINGS			297,500.00	9,085.57	297,500.00	400,000.00	400,000.00	400,000.00
34310-701	RANCH FIRE				7,972.32				
34310-702	GOLDEN EAGLE FIRE								
34310-703	EVANS FIRE				3,173.26				
34310-704	CLEAR CREEK FIRE				3,962.73				
34310-705	SWAUGER FIRE				6,918.31				
34310-765	WATERMAN COMPLEX				7,610.34				
34310-766	WHISKEY COMPLEX 2014				15,884.53				
34310-767	LOGGING UNIT				28,708.52				
34310-768	CARLTON FIRE				48,367.47				
34310-769	CHIWAUKUM FIRE								
34310-770	TRMU JULY FIRE				29,060.42				
34310-771	LITTLE BRIDGE CREEK FIRE				13,877.20				
34310-772	SOUTH CLE ELUM RIDGE				7,997.28				
34310-773	BALD SISTERS				6,334.90				
34310-774	KNF SUPPORT				31,653.84				
34310-775	SMRD ABCD MISC				28,219.74				
34310-776	RAINIER FIRE								
34310-777	WAY COVER				10,699.72				
34310-778	HAPPY CAMP				109,276.76				
34310-779	2014 ONC STAGING								
34310-781	ENF KING FIRE				55,728.19				
34310-782	JUNE FIRE								
34	TOTAL ****** CHARGES FOR SERVICES			297,500.00	424,531.10	297,500.00	400,000.00	400,000.00	400,000.00
36	MISCELLANEOUS REVENUE								
36500-000	MISC - OTHER				16,810.00				
36	TOTAL ****** MISCELLANEOUS REVENUE				16,810.00				
34	CHARGES FOR SERVICES								
34310-000	OFF DISTRICT BILLINGS								
34	TOTAL ****** CHARGES FOR SERVICES								
FUND 270	TOTAL ********* MUTUAL AID			297,500.00	441,341.10	297,500.00	400,000.00	400,000.00	400,000.00

Account #	Account Description	2013 Actual	2014 Actual	2015 Budget	06/2015 To Date	2015 Estimated	2016 Dpt Req	2016 Tentative	2016 Approved
DEPT 270	MUTUAL AID								
51	SALARY DIRECT EXPENSE								
51010-000	SALARIES & WAGES			5,000.00		5,000.00	20,000.00	20,000.00	20,000.00
51010-781	ENF KING FIRE				4,185.60				
51010-782	JUNE FIRE				837.12				
51011-000	OVERTIME			175,000.00		175,000.00	155,000.00	155,000.00	155,000.00
51011-701	RANCH FIRE				3,984.92				
51011-702	GOLDEN EAGLE FIRE				58.86				
51011-703	EVANS FIRE				655.98				
51011-704	CLEAR CREEK FIRE				2,985.91				
51011-705	SWAUGER FIRE				3,689.60				
51011-765	WATERMAN COMPLEX				5,405.21				
51011-766	WHISKEY COMPLEX 2014				5,778.98				
51011-767	LOGGING UNIT				5,802.18				
51011-768	CARLTON FIRE				18,776.28				
51011-769	CHIWAUKUM FIRE				5,191.00				
51011-770	TRMU JULY FIRE				9,620.53				
51011-771	LITTLE BRIDGE CREEK FIRE				9,667.43				
51011-772	SOUTH CLE ELUM RIDGE				5,184.76				
51011-773	BALD SISTERS				2,678.13				
51011-774	KNF SUPPORT				12,329.59				
51011-775	SMRD ABCD MISC				4,600.02				
51011-777	WAY COVER				3,197.22				
51011-778	HAPPY CAMP				34,874.37				
51011-781	ENF KING FIRE				16,183.69				
51011-782	JUNE FIRE				2,831.17				
510 TOTAL	SALARY DIRECT EXPENSE			180,000.00	158,518.55	180,000.00	175,000.00	175,000.00	175,000.00
51 TOTAL	SALARY DIRECT EXPENSE			180,000.00	158,518.55	180,000.00	175,000.00	175,000.00	175,000.00
52	FRINGE BENEFITS								
52010-000	PERS			3,000.00		3,000.00	1,500.00	1,500.00	1,500.00
52010-704	CLEAR CREEK FIRE				539.34				
52011-000	PACT			15,000.00		15,000.00	14,000.00	14,000.00	14,000.00
52011-701	RANCH FIRE				95.68				
52011-702	GOLDEN EAGLE FIRE				9.50				
52011-703	EVANS FIRE				105.87				
52011-704	CLEAR CREEK FIRE				212.00				
52011-767	LOGGING UNIT				936.47				
52011-768	CARLTON FIRE				1,189.26				
52011-770	TRMU JULY FIRE				445.26				
52011-773	BALD SISTERS				432.25				
52011-774	KNF SUPPORT				672.42				
52011-775	SMRD ABCD MISC				742.44				
52011-777	WAY COVER				186.84				
52011-778	HAPPY CAMP				1,888.11				
52011-781	ENF KING FIRE				1,531.16				
52011-782	JUNE FIRE				290.28				
52012-000	HEALTH INSURANCE			4,500.00		4,500.00			
52012-701	RANCH FIRE				40.40				

Account #	Account Description	2013 Actual	2014 Actual	2015 Budget	06/2015 To Date	2015 Estimated	2016 Dpt Req	2016 Tentative	2016 Approved
52012-704	CLEAR CREEK FIRE				567.36				
52012-705	SWAUGER FIRE				892.90				
52012-765	WATERMAN COMPLEX				846.06				
52012-766	WHISKEY COMPLEX 2014				1,214.04				
52012-768	CARLTON FIRE				852.74				
52012-769	CHIWAUKUM FIRE				169.70				
52012-770	TRMU JULY FIRE				41.94				
52012-772	SOUTH CLE ELUM RIDGE				17.68				
52012-778	HAPPY CAMP				3,501.90				
52012-781	ENF KING FIRE				1,307.56				
52012-782	JUNE FIRE				39.18				
52013-000	MEDICARE			4,000.00		4,000.00	2,500.00	2,500.00	2,500.00
52013-701	RANCH FIRE				57.03				
52013-702	GOLDEN EAGLE FIRE				.85				
52013-703	EVANS FIRE				9.51				
52013-704	CLEAR CREEK FIRE				43.11				
52013-705	SWAUGER FIRE				53.41				
52013-765	WATERMAN COMPLEX				77.29				
52013-766	WHISKEY COMPLEX 2014				83.32				
52013-767	LOGGING UNIT				84.14				
52013-768	CARLTON FIRE				271.09				
52013-769	CHIWAUKUM FIRE				74.07				
52013-770	TRMU JULY FIRE				139.13				
52013-771	LITTLE BRIDGE CREEK FIRE				140.18				
52013-772	SOUTH CLE ELUM RIDGE				75.04				
52013-773	BALD SISTERS				38.83				
52013-774	KNF SUPPORT				178.65				
52013-775	SMRD ABCD MISC				66.71				
52013-777	WAY COVER				46.31				
52013-778	HAPPY CAMP				504.74				
52013-781	ENF KING FIRE				294.78				
52013-782	JUNE FIRE				52.90				
52014-000	SOCIAL SECURITY			6,000.00		6,000.00	500.00	500.00	500.00
52014-702	GOLDEN EAGLE FIRE				3.65				
52014-703	EVANS FIRE				40.67				
52014-704	CLEAR CREEK FIRE				47.27				
52014-767	LOGGING UNIT				359.73				
52014-768	CARLTON FIRE				456.82				
52014-770	TRMU JULY FIRE				124.69				
52014-773	BALD SISTERS				166.04				
52014-774	KNF SUPPORT				258.30				
52014-775	SMRD ABCD MISC				285.18				
52014-777	WAY COVER				71.77				
52014-778	HAPPY CAMP				725.28				
52014-781	ENF KING FIRE				588.17				
52014-782	JUNE FIRE				111.50				
520 TOTAL	FRINGE BENEFITS			32,500.00	24,298.50	32,500.00	18,500.00	18,500.00	18,500.00
52 TOTAL	FRINGE BENEFITS			32,500.00	24,298.50	32,500.00	18,500.00	18,500.00	18,500.00
53	OPERATIONAL EXPENSES								

FUND 270 MUTUAL AID

Account #	Account Description	2013 Actual	2014 Actual	2015 Budget	06/2015 To Date	2015 Estimated	2016 Dpt Req	2016 Tentative	2016 Approved
53013-000	TRAVEL			10,000.00		10,000.00			
53013-701	RANCH FIRE				5.48				
53013-765	WATERMAN COMPLEX				461.92				
53013-766	WHISKEY COMPLEX 2014				1,139.05				
53013-767	LOGGING UNIT				103.55				
53013-768	CARLTON FIRE				346.05				
53013-769	CHIWAUKUM FIRE				1,247.81				
53013-770	TRMU JULY FIRE				1,319.73				
53013-771	LITTLE BRIDGE CREEK FIRE				477.20				
53013-772	SOUTH CLE ELUM RIDGE				188.97				
53013-774	KNF SUPPORT				705.82				
53013-775	SMRD ABCD MISC				2,557.96				
53013-777	WAY COVER				69.25				
53013-778	HAPPY CAMP				672.68				
53030-767	LOGGING UNIT				164.75				
53030-781	ENF KING FIRE				2,839.59				
53040-000	GAS & DIESEL			20,000.00		20,000.00			
53040-701	RANCH FIRE				324.76				
53040-703	EVANS FIRE				130.00				
53040-705	SWAUGER FIRE				51.16				
53040-765	WATERMAN COMPLEX				299.68				
53040-766	WHISKEY COMPLEX 2014				410.14				
53040-767	LOGGING UNIT				607.71				
53040-768	CARLTON FIRE				2,242.71				
53040-769	CHIWAUKUM FIRE				282.61				
53040-770	TRMU JULY FIRE				711.28				
53040-771	LITTLE BRIDGE CREEK FIRE				858.93				
53040-772	SOUTH CLE ELUM RIDGE				389.35				
53040-773	BALD SISTERS				506.42				
53040-774	KNF SUPPORT				763.50				
53040-775	SMRD ABCD MISC				930.07				
53040-777	WAY COVER				222.77				
53040-778	HAPPY CAMP				1,664.17				
53040-781	ENF KING FIRE				1,717.54				
53041-000	TIRES			20,000.00	494.89	20,000.00			
53058-000	HEAVY EQUIP MAINT			15,000.00	5,183.96	15,000.00			
53058-767	LOGGING UNIT				2,092.62				
53058-778	HAPPY CAMP				227.24				
53070-000	PROFESSIONAL SERVICES			5,000.00		5,000.00		81,500.00	81,500.00
530 TOTAL	SERVICES & SUPPLIES			70,000.00	32,411.32	70,000.00		81,500.00	81,500.00
53 TOTAL	OPERATIONAL EXPENSES			70,000.00	32,411.32	70,000.00		81,500.00	81,500.00
54	GENERAL GOVERNMENT								
54030-000	FIRE SUPRESSION			10,000.00		10,000.00			
54030-766	WHISKEY COMPLEX 2014				8,225.95				
540 TOTAL	CAPITAL OUTLAY			10,000.00	8,225.95	10,000.00			
54305-000	FIRE PROTECTION SUPPLIES			5,000.00		5,000.00			
543 TOTAL	PUBLIC SAFETY			5,000.00		5,000.00			
54 TOTAL	GENERAL GOVERNMENT			15,000.00	8,225.95	15,000.00			
DEPT 270 TOTAL	MUTUAL AID			297,500.00	223,454.32	297,500.00	193,500.00	275,000.00	275,000.00
Net Rev to Expense	Fund: 270	.00	.00		227,605.01				

Storey County Fire Protection District

Mutual Aid Fund 270

History:

This fund is established for off district mutual aid incidents only. It is truly a pass through fund; meaning that revenue goes directly to associate expenses. Any remaining revenue is then transferred to either 250 District Operating Fund to offset expenses; or, 260 District Emergency Fund to assure we continue to build that fund for in district emergencies.

Use:

Revenue is only generated from off district mutual aid response and those associated expenses.

Salaries/Wages/Fringe Benefits: These are calculated and developed into an invoice from the mutual aid recipient.

Operating Supplies: These are actual cost based numbers that are included into an invoice to the mutual aid recipient.

Expenses vary from incident-to-incident and have been requested based upon information captured in the 2014/15 fiscal year.

Storey County Fire District - Fund 270 (Mutual Aid) - 3/5/15		
Revenue Source		2015/16
34310	Off District Billings	$400,000.00
Revenue Forecast Totals		$400,000.00
Salaries and Fringe Benefits		2015/16
51010	Salaries and Wages	$20,000.00
51011	Overtime	$155,000.00
2010	PERS	$1,500.00
52014	Social Security	$500.00
52011	PACT	$14,000.00
52013	Medicare	$2,500.00
52015	Unemployment Benefit Costs	$0.00
Total		$193,500.00
Operating Line Items		2015/16
53011	Office Supplies	$0.00
53013	Travel	$12,000.00
53016	Equipment Maintenance	$1,500.00
53024	Operating Supplies	$2,500.00
53028	Communications	$1,000.00
53030	Automobile Maintenance	$5,000.00
53040	Gas and Diesel	$12,500.00
53041	Tires	$2,500.00
53057	Building Maintenance	$2,500.00
53058	Heavy Equipment Maintenance	$7,500.00
53070	Professional Services	$1,000.00
54010	Capital Outlay	$10,000.00
54030	Fire Suppression	$1,000.00
54305	Fire Protection Supplies	$2,500.00
54308	Amb. Medical Supplies	$0.00
57900	Contingency	$20,000.00
Operating Comparison 2013 to 2014		$81,500.00
Salaries and Fringe Benefits		**$193,500.00**
	TOTAL	**$275,000.00**
Revenue to Expenses		**-$125,000.00**

EQUIPMENT ACQUISITION

4/21/2015					
Equipment Acq 060	**2012-13**	**2013-14**	**2014-15**	**2015-16**	**2015-16**
	Actual	Actual	**Tentative**	**Tentative**	**Final**
Revenues	Audit	Audit	**& Final**		
Property Taxes	234,376	231,767	185,700	196,160	196,160
Centrally Assessed			46,000	52,170	52,170
Interest	497	835	600	800	800
Misc		7,000			
Transfer from Fire	30,000	30,000			
Total Revenues	**264,873**	**269,602**	**232,300**	**249,130**	**249,130**
Expenditures					
Service & Supplies	0				
Capital Outlay	0	167,295	160,000	0	50,000
Transfer to USDA				145,760	145,760
Interest Pmt-Fire	4,210				
Debit Service-Fire	105,241				
Transfer to TRI Payback	23,940	12,000	12,000	15,000	15,000
Transfer to Road	83,293	79,690	78,000		
Total Expense	**216,684**	**258,985**	**250,000**	**160,760**	**210,760**
Revenue vs Expense	**48,189**	**10,617**	**-17,700**	**88,370**	**38,370**
Beginning Fund Bal	88,702	136,891	147,508	129,808	129,808
Ending Fund Bal	136,891	147,508	129,808	218,178	168,178

FUND 060 EQUIPMENT ACQUISITION

Account #	Account Description	2013 Actual	2014 Actual	2015 Budget	2015 To Date	2015 Estimated	2016 Prelim.	2016 Tentative	2016 Approved
31	AD VALOREM								
31100-000	AD VALOREM CURRENT YEAR	142,253.47	139,473.19	144,000.00	101,557.14	144,000.00		146,077.00	146,077.00
31101-000	AD VALOREM-ASSESSOR	37,164.05	38,903.44	41,700.00	9,118.10	41,700.00		50,083.00	50,083.00
31103-000	DELINQUENT FIRST YEAR	2,035.90	1,651.16		773.02				
31105-000	DELINQUENT PRIOR YEARS	1,748.39	1,186.28		1,202.42				
31108-000	STATE-CENTRALLY ASSESSED	51,174.86	50,554.03	46,000.00	17,566.52	46,000.00		52,170.00	52,170.00
31	TOTAL ****** AD VALOREM	234,376.67	231,768.10	231,700.00	130,217.20	231,700.00		248,330.00	248,330.00
34	CHARGES FOR SERVICES								
34802-000	IMPORT TONNAGE FEES								
34	TOTAL ****** CHARGES FOR SERVICES								
36	MISCELLANEOUS REVENUE								
36100-000	INTEREST EARNINGS	496.50	835.19	600.00	843.23	600.00		800.00	800.00
36540-000	EQUIPMENT SALES		7,000.00						
36	TOTAL ****** MISCELLANEOUS REVENUE	496.50	7,835.19	600.00	843.23	600.00		800.00	800.00
37	INTERFUND TRANSFER								
37210-000	TRANSFER FROM FIRE	30,000.00	30,000.00						
37	TOTAL ****** INTERFUND TRANSFER	30,000.00	30,000.00						
FUND 060	TOTAL ********* EQUIPMENT ACQUISITION	264,873.17	269,603.29	232,300.00	131,060.43	232,300.00		249,130.00	249,130.00

Rept: PB2700
Run: 05/04/15 18:10:31
FUND 060 EQUIPMENT ACQUISITION

STOREY COUNTY
ESTIMATED EXPENDITURES FOR 2016

Account #	Account Description	2013 Actual	2014 Actual	2015 Budget	06/2015 To Date	2015 Estimated	2016 Dpt Req	2016 Tentative	2016 Approved
DEPT 060	EQUIPMENT ACQUISITION								
54	GENERAL GOVERNMENT								
54010-000	CAPITAL OUTLAY		167,295.00	160,000.00		160,000.00			
540 TOTAL	CAPITAL OUTLAY		167,295.00	160,000.00		160,000.00			
54120-000	EQUIPMENT ACQUISITION								50,000.00
541 TOTAL	EQUIPMENT ADMINISTRATION								50,000.00
54 TOTAL	GENERAL GOVERNMENT		167,295.00	160,000.00		160,000.00			50,000.00
56	MISCELLANEOUS								
56100-000	INTEREST EXPENSE	4,209.64							
561 TOTAL	INTEREST EXPENSE	4,209.64							
56 TOTAL	MISCELLANEOUS	4,209.64							
57	OTHER FINANCING SOURCES								
57101-000	PRINCIPLE	105,241.00							
571 TOTAL	SHORT TERM FINANCING	105,241.00							
57225-000	TRANSFER TO ROADS	83,293.00	79,690.00	78,000.00	78,000.00	78,000.00			
57226-030	FIRE ENGINE							145,760.00	145,760.00
57228-000	TRANSFER TO TRI PAYBACK	23,940.00	12,000.00	12,000.00	12,000.00	12,000.00		15,000.00	15,000.00
572 TOTAL	INTERFUND TRANSFERS	107,233.00	91,690.00	90,000.00	90,000.00	90,000.00		160,760.00	160,760.00
57 TOTAL	OTHER FINANCING SOURCES	212,474.00	91,690.00	90,000.00	90,000.00	90,000.00		160,760.00	160,760.00
DEPT 060 TOTAL	EQUIPMENT ACQUISITION	216,683.64	258,985.00	250,000.00	90,000.00	250,000.00		160,760.00	210,760.00
Net Rev to Expense	Fund: 060	48,189.53	10,616.29		128,475.20				

COMMISSIONERS

Storey County Commissioners' Office
Courthouse, 26 South B Street
PO Box 176
Virginia City, Nevada 89440
Phone (775) 847-0968 Fax (775) 847-0949
Commissioners@storeycounty.org

2015-2016 Commissioners Department
Budget Narrative

SALARIES and BENEFITS

Payroll expenses in this department cover the Storey County Board of Commissioners, the County Manager, the Government Affairs Director and portions of the Administrative Officer and a Management Analyst. Pending finalization of a staff salary study initiated by the Board, an increase is anticipated to bring the base salary schedules into comparison with the region.

OPERATIONAL EXPENSES

The current Board of Commissioners and support staff continue to travel more often in conjunction with new incoming businesses as well as attending as much training as time permits substantiating an increase to the following line items:

- Travel
- Training
- Gas
- Tires
- Miscellaneous

Attendance of conferences and functions include those held by (National and Nevada) NACO, EDAWN, NNDA, WNDD as well as others to help aid in the prosperity of Storey County.

Other small increases are due to the creation of a small office space for staff at the TRI Center.

- Office Supplies
- Telephone
- Laptop or Computer

Small increases for lobbyist dues and professional services have been provided for Legislative presence and possible BOC specific counsel.

- Dues & Subscriptions
- Professional Services

STOREY COUNTY
ESTIMATED EXPENDITURES FOR 2016

Account #	Account Description	2013 Actual	2014 Actual	2015 Budget	06/2015 To Date	2015 Estimated	2016 Dpt Req	2016 Tentative	2016 Approved
DEPT 101	COMMISSIONERS								
51	SALARY DIRECT EXPENSE								
51010-000	SALARIES & WAGES	378,845.64	322,410.45	327,060.00	258,133.13	327,060.00	329,876.00	329,876.00	329,876.00
51020-000	LONGEVITY	6,458.38							
510 TOTAL	SALARY DIRECT EXPENSE	385,304.02	322,410.45	327,060.00	258,133.13	327,060.00	329,876.00	329,876.00	329,876.00
51 TOTAL	SALARY DIRECT EXPENSE	385,304.02	322,410.45	327,060.00	258,133.13	327,060.00	329,876.00	329,876.00	329,876.00
52	FRINGE BENEFITS								
52010-000	PERS	74,714.95	83,339.71	84,218.00	66,469.43	84,218.00	92,365.00	92,365.00	92,365.00
52011-000	PACT	5,908.75	6,847.48	14,361.00	6,184.28	14,361.00	14,361.00	14,361.00	14,361.00
52012-000	HEALTH INSURANCE	70,301.34	84,343.50	84,538.00	60,704.84	84,538.00	76,362.00	76,362.00	76,362.00
52013-000	MEDICARE	4,506.73	4,670.23	4,742.00	3,607.74	4,742.00	4,783.00	4,783.00	4,783.00
520 TOTAL	FRINGE BENEFITS	155,431.77	179,200.92	187,859.00	136,966.29	187,859.00	187,871.00	187,871.00	187,871.00
52 TOTAL	FRINGE BENEFITS	155,431.77	179,200.92	187,859.00	136,966.29	187,859.00	187,871.00	187,871.00	187,871.00
53	OPERATIONAL EXPENSES								
53011-000	OFFICE SUPPLIES	369.58	455.77	500.00	923.55	500.00	600.00	600.00	600.00
53012-000	TELEPHONE	6,165.63	2,793.82	2,400.00	2,064.89	2,400.00	2,800.00	2,800.00	2,800.00
53013-000	TRAVEL	6,280.45	17,521.91	20,000.00	17,275.41	20,000.00	24,000.00	24,000.00	24,000.00
53014-000	DUES & SUBSCRIP.	86.00	350.00	500.00	378.00	500.00	1,000.00	1,000.00	1,000.00
53014-200	TESLA				300.00				
53016-000	EQUIPMENT MAINTENANCE		60.00						
53027-000	RENTS AND LEASES	1,872.27	1,966.37	2,500.00	1,775.75	2,500.00	2,500.00	2,500.00	2,500.00
53029-000	TRAINING	1,690.00	3,525.00	2,500.00	3,560.00	2,500.00	5,000.00	5,000.00	5,000.00
53030-000	AUTO MAINTENANCE	1,262.35	637.85	1,000.00	495.19	1,000.00	500.00	500.00	500.00
53040-000	GAS & DIESEL	2,657.54	3,983.95	3,500.00	3,249.67	3,500.00	4,500.00	4,500.00	4,500.00
53041-000	TIRES	787.80	560.00	900.00	84.00	900.00	1,200.00	1,200.00	1,200.00
53042-000	ECONOMIC DEVELOPMENT		15,418.04	15,000.00	3,644.70	15,000.00	15,000.00	15,000.00	15,000.00
53042-200	TESLA				54.48				
53070-000	PROFESSIONAL SERVICES	54.95			240.00		1,000.00	1,000.00	1,000.00
530 TOTAL	SERVICES & SUPPLIES	21,226.57	47,272.71	48,800.00	34,045.64	48,800.00	58,100.00	58,100.00	58,100.00
53 TOTAL	OPERATIONAL EXPENSES	21,226.57	47,272.71	48,800.00	34,045.64	48,800.00	58,100.00	58,100.00	58,100.00
54	GENERAL GOVERNMENT								
54010-000	CAPITAL OUTLAY				73,304.52				
540 TOTAL	CAPITAL OUTLAY				73,304.52				
54160-000	COMPUTER EQUIPMENT	1,598.87	1,940.93					5,000.00	5,000.00
541 TOTAL	EQUIPMENT ADMINISTRATION	1,598.87	1,940.93					5,000.00	5,000.00

STOREY COUNTY
ESTIMATED EXPENDITURES FOR 2016

Account #	Account Description	2013 Actual	2014 Actual	2015 Budget	06/2015 To Date	2015 Estimated	2016 Dpt Req	2016 Tentative	2016 Approved
54 TOTAL	GENERAL GOVERNMENT	1,598.87	1,940.93		73,304.52			5,000.00	5,000.00
56	MISCELLANEOUS								
56500-000	MISCELLANEOUS	573.06	638.16	500.00	373.93	500.00	1,000.00	1,000.00	1,000.00
565 TOTAL	MISCELLANEOUS	573.06	638.16	500.00	373.93	500.00	1,000.00	1,000.00	1,000.00
56 TOTAL	MISCELLANEOUS	573.06	638.16	500.00	373.93	500.00	1,000.00	1,000.00	1,000.00
DEPT 101 TOTAL	COMMISSIONERS	564,134.29	551,463.17	564,219.00	502,823.51	564,219.00	576,847.00	581,847.00	581,847.00
Net Rev to Expense	Fund: 001	1,238,195.99	1,785,354.01		371,838.65-				

ADMINISTRATIVE

STOREY COUNTY
ESTIMATED EXPENDITURES FOR 2016

Account #	Account Description	2013 Actual	2014 Actual	2015 Budget	06/2015 To Date	2015 Estimated	2016 Dpt Req	2016 Tentative	2016 Approved
DEPT 105	ADMINISTRATIVE								
51	SALARY DIRECT EXPENSE								
51010-000	SALARIES & WAGES	88,885.16	64,924.38	105,870.00	72,175.08	105,870.00	109,661.00	109,661.00	100,357.00
51011-000	OVERTIME				55.22				
51011-108	GOLD HILL DEPOT				1,186.74				
510 TOTAL	SALARY DIRECT EXPENSE	88,885.16	64,924.38	105,870.00	73,417.04	105,870.00	109,661.00	109,661.00	100,357.00
51 TOTAL	SALARY DIRECT EXPENSE	88,885.16	64,924.38	105,870.00	73,417.04	105,870.00	109,661.00	109,661.00	100,357.00
52	FRINGE BENEFITS								
52010-000	PERS	19,053.77	18,413.28	19,785.00	14,281.84	19,785.00	18,800.00	18,800.00	16,194.00
52011-000	PACT	6,978.12	7,024.23	5,054.00	3,078.76	5,054.00	5,563.00	10,563.00	10,282.00
52011-108	GOLD HILL DEPOT				18.57				
52012-000	HEALTH INSURANCE	10,991.31	10,665.02	16,952.00	9,035.33	16,952.00	9,967.00	9,967.00	7,809.00
52012-100	JAIL EMPLOYEE	676.82	996.22						
52012-108	GOLD HILL DEPOT				237.31				
52013-000	MEDICARE	1,174.97	1,153.00	1,535.00	1,038.54	1,535.00	1,590.00	1,590.00	1,455.00
52013-108	GOLD HILL DEPOT				17.05				
52014-000	SOCIAL SECURITY	45.38	474.96	325.00	1,039.54	325.00	2,807.00	2,806.00	2,806.00
52015-000	UNEMPLOYMENT COMP	553.84	581.54	600.00	827.31	600.00		700.00	700.00
52016-000	RETIREE INS SUBSIDIARY	118,368.93	125,701.75	140,000.00	118,202.58	140,000.00	132,000.00	140,000.00	140,000.00
520 TOTAL	FRINGE BENEFITS	157,843.14	165,010.00	184,251.00	147,776.83	184,251.00	170,727.00	184,426.00	179,246.00
52 TOTAL	FRINGE BENEFITS	157,843.14	165,010.00	184,251.00	147,776.83	184,251.00	170,727.00	184,426.00	179,246.00
53	OPERATIONAL EXPENSES								
53010-000	POSTAGE	15,366.44	496.20	2,000.00	498.68	2,000.00	2,000.00	2,000.00	2,000.00
53011-000	OFFICE SUPPLIES	3,831.06	3,059.88	3,000.00	2,411.27	3,000.00	3,000.00	3,000.00	3,000.00
53012-000	TELEPHONE	67.20	1,847.14	2,000.00	1,877.60	2,000.00	2,000.00	2,000.00	2,000.00
53013-000	TRAVEL	345.35-	907.18	3,000.00	1,021.88	3,000.00	3,000.00	3,000.00	3,000.00
53014-000	DUES & SUBSCRIP.	870.00	931.67	2,000.00	625.00	2,000.00	2,000.00	2,000.00	2,000.00
53016-000	EQUIPMENT MAINTENANCE	2,896.64	2,600.92	3,000.00	3,307.24	3,000.00	3,300.00	3,300.00	3,500.00
53022-000	UTILITIES	2,036.49	829.31-						
53022-500	TAHOE RENO INDUSTRIAL	761.16							
53026-000	REPAIRS		887.69						
53026-108	GOLD HILL DEPOT		17,881.98		4,351.71				
53027-000	RENTS AND LEASES	24,768.25	19,900.04	32,000.00	29,333.95	32,000.00	32,000.00	32,000.00	32,000.00
53028-000	COMMUNICATIONS	1,115.00	545.00		1,155.00				
53029-000	TRAINING	650.00	3,165.00	5,000.00	1,619.00	5,000.00	5,000.00	5,000.00	5,000.00
53030-000	AUTO MAINTENANCE			1,000.00		1,000.00	500.00	500.00	500.00
53031-000	BANK CHARGES	15,680.64	90.00		555.00				1,200.00
53034-000	COMPUTER SOFTWARE							2,000.00	2,000.00
53035-000	RECORD MANAGEMENT	119.00	435.25		554.44		800.00	800.00	800.00
53048-000	PUBLIC NOTICES	5,511.49	4,357.41	5,000.00	2,410.22	5,000.00	5,000.00	5,000.00	5,000.00
53070-000	PROFESSIONAL SERVICES	109,781.35	92,044.16	100,000.00	149,034.99	100,000.00	172,000.00	172,000.00	172,000.00
53070-270	GIS							5,000.00	5,000.00
53070-500	TAHOE RENO INDUSTRIAL	14,000.00			12,586.00				

STOREY COUNTY
ESTIMATED EXPENDITURES FOR 2016

Account #	Account Description	2013 Actual	2014 Actual	2015 Budget	06/2015 To Date	2015 Estimated	2016 Dpt Req	2016 Tentative	2016 Approved
53071-000	TECHNICAL IT SERVICE	2,250.00	1,704.19						
53072-000	FURNITURE AND FIXTURES			1,000.00	3,595.00	1,000.00	1,000.00	5,000.00	5,000.00
53073-000	WEB DESIGN	8,004.95	2,253.70						
53075-000	FINGERPRINT & BACKGROUND		807.50						
53080-000	NACO-WNDD-EDAWN-NNDA	25,933.45	25,740.45	25,000.00	20,652.00	25,000.00	26,000.00	39,000.00	39,000.00
53085-000	LEGAL PRINTING		8,672.37	3,000.00	9,122.09	3,000.00	3,000.00	3,000.00	3,000.00
530 TOTAL	SERVICES & SUPPLIES	233,297.77	187,498.42	187,000.00	244,711.07	187,000.00	260,600.00	284,600.00	286,000.00
53107-000	YOUTH SERVICES-AGREEMENT	24,144.00	24,738.00	24,000.00	23,065.00	24,000.00	25,000.00		
53110-000	CTWCD	911.70	781.86	800.00	690.17	800.00	900.00	900.00	900.00
53114-000	GROUNDWATER NOT ASSESSED				4,250.00		1,500.00	1,500.00	1,500.00
531 TOTAL	AD VALOREM	25,055.70	25,519.86	24,800.00	28,005.17	24,800.00	27,400.00	2,400.00	2,400.00
53401-000	GRANT - MATCH								
53401-137	CULTURAL AFFAIR-COURTHSE			50,000.00	35,542.50	50,000.00		50,000.00	50,000.00
534 TOTAL	FEDERAL GRANTS			50,000.00	35,542.50	50,000.00		50,000.00	50,000.00
53 TOTAL	OPERATIONAL EXPENSES	258,353.47	213,018.28	261,800.00	308,258.74	261,800.00	288,000.00	337,000.00	338,400.00
54	GENERAL GOVERNMENT								
54010-000	CAPITAL OUTLAY			5,000.00		5,000.00	5,000.00	5,000.00	5,000.00
540 TOTAL	CAPITAL OUTLAY			5,000.00		5,000.00	5,000.00	5,000.00	5,000.00
54160-000	COMPUTER EQUIPMENT	1,331.24		4,000.00	166.99	4,000.00	4,000.00	9,000.00	9,000.00
541 TOTAL	EQUIPMENT ADMINISTRATION	1,331.24		4,000.00	166.99	4,000.00	4,000.00	9,000.00	9,000.00
54316-000	SAFETY FUND	2,298.00	2,000.00	2,000.00	311.00	2,000.00	2,000.00	2,500.00	2,500.00
543 TOTAL	PUBLIC SAFETY	2,298.00	2,000.00	2,000.00	311.00	2,000.00	2,000.00	2,500.00	2,500.00
54408-000	SPECIAL GRANT MATCH		5,387.38						
544 TOTAL	PUBLIC WORKS		5,387.38						
54 TOTAL	GENERAL GOVERNMENT	3,629.24	7,387.38	11,000.00	477.99	11,000.00	11,000.00	16,500.00	16,500.00
56	MISCELLANEOUS								
56100-000	INTEREST EXPENSE				118,000.00				
561 TOTAL	INTEREST EXPENSE				118,000.00				
56500-000	MISCELLANEOUS	7,235.91	14,746.70	10,000.00	11,196.36	10,000.00	10,000.00	15,000.00	15,000.00
56506-000	COMMISSARY	298.45	122.67	500.00	119.02	500.00	500.00	500.00	500.00
56565-000	WILDLIFE MANAGEMENT	20.26	18.86		12.99				

STOREY COUNTY
ESTIMATED EXPENDITURES FOR 2016

Account #	Account Description	2013 Actual	2014 Actual	2015 Budget	06/2015 To Date	2015 Estimated	2016 Dpt Req	2016 Tentative	2016 Approved
565 TOTAL	MISCELLANEOUS	7,554.62	14,888.23	10,500.00	11,328.37	10,500.00	10,500.00	15,500.00	15,500.00
56600-000	INSURANCE PREMIUM	336,914.52	316,422.12	412,500.00	168,781.76	412,500.00	412,000.00	420,000.00	420,000.00
56602-000	INSURANCE DEDUCTIBLE	4,559.85	3,935.00	5,000.00		5,000.00	5,000.00	5,000.00	5,000.00
56610-000	SETTLEMENT RESERVE	2,500.00-	2,500.00	25,000.00		25,000.00	25,000.00	25,000.00	25,000.00
566 TOTAL	INSURANCE EXPENSE	338,974.37	322,857.12	442,500.00	168,781.76	442,500.00	442,000.00	450,000.00	450,000.00
56 TOTAL	MISCELLANEOUS	346,528.99	337,745.35	453,000.00	298,110.13	453,000.00	452,500.00	465,500.00	465,500.00
57	OTHER FINANCING SOURCES								
57221-000	TRANSFER TO FIRE		12,000.00						
57224-000	TRANSFER TO CAPITAL PROJ		110,820.00	2,500,000.00	2,500,000.00	2,500,000.00			
57225-000	TRANSFER TO ROADS	200,000.00	200,000.00	300,000.00	300,000.00	300,000.00	300,000.00	300,000.00	300,000.00
57228-000	TRANSFER TO TRI PAYBACK	812,702.00	407,000.00	425,000.00	425,000.00	425,000.00	425,000.00	715,000.00	715,000.00
57231-000	TRANSFER TO JAIL		56,000.00						
572 TOTAL	INTERFUND TRANSFERS	1,012,702.00	785,820.00	3,225,000.00	3,225,000.00	3,225,000.00	725,000.00	1,015,000.00	1,015,000.00
57 TOTAL	OTHER FINANCING SOURCES	1,012,702.00	785,820.00	3,225,000.00	3,225,000.00	3,225,000.00	725,000.00	1,015,000.00	1,015,000.00
DEPT 105 TOTAL	ADMINISTRATIVE	1,867,942.00	1,573,905.39	4,240,921.00	4,053,040.73	4,240,921.00	1,756,888.00	2,128,087.00	2,115,003.00
Net Rev to Expense	Fund: 001	1,238,195.99	1,785,354.01		648,335.23-				

Storey County Commissioners' Office
Courthouse, 26 South B Street
PO Box 176
Virginia City, Nevada 89440
Phone (775) 847-0968 Fax (775) 847-0949
Commissioners@storeycounty.org

2015-2016 Administrative Department
Budget Narrative

SALARIES and BENEFITS

Payroll expenses cover two Intermittent Part-Time Administrative Assistants and portions of the Administrative Officer, a Management Analyst and the Tourism Director. Retiree insurance is captured here as well.

OPERATIONAL EXPENSES

Professional Services provide for services such as state and federal lobbyist agreements, drug testing services, countywide accounting software support, GIS shared services and social media.

The **NACO-WNDD-EDAWN-NNDA** item reflects costs of countywide memberships to these groups.

- Annual dues for EDAWN have increased significantly to be in line with the market level.

The **Youth Services** item has been moved to a more appropriate department, Health and Human Services.

The **Safety Fund** is to be used for needs brought forward by Safety Committee.

The **Special Grant Match** is intended to cover unanticipated grant match needs that may arise during the year.

Computer Equipment will be used to purchase new computers and monitors for the Administrative Officer and possible new workstations training purposes.

Miscellaneous is used for a variety of costs such as conference silent auction gifts, the holiday party, retiree plaques, awards, condolence flowers and elected official pictures.

HEALTH AND HUMAN SERVICES

STOREY COUNTY
ESTIMATED EXPENDITURES FOR

Account #	Account Description	2013 Actual	2014 Actual	2015 Budget	06/2015 To Date	2015 Estimated	2016 Dpt Req	2016 Tentative	2016 Approved
DEPT 114	HEALTH & HUMAN SERVICES								
51	SALARY DIRECT EXPENSE								
51010-000	SALARIES & WAGES			5,566.00	428.16	5,566.00	5,761.00	5,761.00	5,761.00
510 TOTAL	SALARY DIRECT EXPENSE			5,566.00	428.16	5,566.00	5,761.00	5,761.00	5,761.00
51 TOTAL	SALARY DIRECT EXPENSE			5,566.00	428.16	5,566.00	5,761.00	5,761.00	5,761.00
52	FRINGE BENEFITS								
52010-000	PERS			1,433.00	110.26	1,433.00	1,614.00	1,614.00	1,614.00
52011-000	PACT			281.00	17.60	281.00	281.00	281.00	281.00
52012-000	HEALTH INSURANCE			699.00	58.21	699.00	699.00	699.00	699.00
52013-000	MEDICARE			81.00	6.12	81.00	84.00	84.00	84.00
520 TOTAL	FRINGE BENEFITS			2,494.00	192.19	2,494.00	2,678.00	2,678.00	2,678.00
52 TOTAL	FRINGE BENEFITS			2,494.00	192.19	2,494.00	2,678.00	2,678.00	2,678.00
53	OPERATIONAL EXPENSES								
53045-000	ANCILLARY MEDICAL			5,000.00		5,000.00	5,000.00	5,000.00	5,000.00
53047-000	INDIGENT ASSISTANCE	694.60	194.84	8,500.00		8,500.00	8,500.00	8,500.00	8,500.00
530 TOTAL	SERVICES & SUPPLIES	694.60	194.84	13,500.00		13,500.00	13,500.00	13,500.00	13,500.00
53107-000	YOUTH SERVICES-AGREEMENT							25,000.00	25,000.00
531 TOTAL	AD VALOREM							25,000.00	25,000.00
53210-000	MAABD FEDERAL COST			5,000.00		5,000.00	5,000.00	11,000.00	11,000.00
53211-000	CONSUMER HEALTH PROTECT	17,284.00	8,642.00	18,000.00	22,632.00	18,000.00	22,632.00	22,632.00	22,632.00
53212-000	RURAL CHILD PROTECT SERV	23,586.00	20,574.00	24,000.00	19,185.00	24,000.00	28,806.00	18,172.00	18,172.00
53213-000	MEDICAL CARE TB			1,000.00		1,000.00	1,000.00	1,000.00	1,000.00
53214-000	MHDS-DEVELOPMENTAL SERVC	2,505.86	689.28	2,000.00	479.18	2,000.00	2,000.00	2,000.00	2,000.00
53215-000	YOUTH PLACEMNT/LAKECROSS							9,640.00	9,640.00
532 TOTAL	INSURANCE/STATE FEES	43,375.86	29,905.28	50,000.00	42,296.18	50,000.00	59,438.00	64,444.00	64,444.00
53 TOTAL	OPERATIONAL EXPENSES	44,070.46	30,100.12	63,500.00	42,296.18	63,500.00	72,938.00	102,944.00	102,944.00
57	OTHER FINANCING SOURCES								
57001-000	HOME HEALTH	2,016.00		2,100.00		2,100.00	2,100.00	2,100.00	2,100.00
570 TOTAL	INTERGOV'T AGREEMENTS	2,016.00		2,100.00		2,100.00	2,100.00	2,100.00	2,100.00
57 TOTAL	OTHER FINANCING SOURCES	2,016.00		2,100.00		2,100.00	2,100.00	2,100.00	2,100.00
DEPT 114 TOTAL	HEALTH & HUMAN SERVICES	46,086.46	30,100.12	73,660.00	42,916.53	73,660.00	83,477.00	113,483.00	113,483.00
Net Rev to Expense	Fund: 001	1,238,195.99	1,785,354.01		371,838.65-				

Preliminary Estimates of County Assessments for FY16

Division	Budget Acct	Description		Carson City	Churchill	Clark	Douglas	Elko	Esmeralda	Eureka	Humboldt	Lander	Lincoln	Lyon	Mineral	Nye	Pershing	Storey	Washoe	White Pine	TOTAL
COUNTY ASSESSMENT FOR SERVICES																					
DHCFP	3243	MAABD Institution Costs for Persons with Income over 156% of the Federal SSI Rate	Gov. Rec.	$525,611	$128,331	$12,349,484	$197,264	$374,455	$0	$9,092	$286,532	$79,124	$101,572	$584,505	$68,462	$333,708	$63,706	$26,427	$2,256,578	$145,269	$17,530,119
DHCFP	3243	MAABD Institution and Waiver Costs for Persons with Income over 142%/132% of the Federal SSI Rate	Gov. Rec.	$450,193	$112,425	$5,461,716	$147,528	$184,103	$6,137	$15,465	$117,826	$28,229	$17,428	$219,941	$28,475	$174,038	$15,710	$15,219	$1,613,231	$82,233	$8,689,897
ADSD	3167	Rural Developmental Services Costs	Gov. Rec.	$16,333	$14,596		$17,168	$7,264			$6,048	$3,244		$73,931	$44		$2,743	$689	$39,593	$4,108	$185,761
ADSD	3279	Southern Developmental Services Costs	Gov. Rec.			$2,654,940							$1,250			$7,750					$2,663,940
ADSD	3280	Northern Developmental Services Costs	Gov. Rec.																$994,937		$994,937
DCFS	3263	Youth Parole Services	Gov. Rec.	$56,135	$29,996	$2,224,264	$47,720	[illegible]	[illegible]	$1,833	$24,004	[illegible]	[illegible]	[illegible]	$3,410	$42,986	$4,989	$3,155	$466,501	$10,201	$3,064,265
DCFS	3147	Youth Alternative Placement	Gov. Rec.	$139,662	[illegible]		$106,973	$166,274	[illegible]	[illegible]	$58,523	$18,385	$16,065	[illegible]	$7,838	$91,432	$11,647	$6,687	$1,149,933	$24,140	$2,006,984
DCFS	3229	Child Protective Services	Gov. Rec.	$478,991	$255,730		[illegible]	$628,390	$6,579	$19,441	[illegible]	[illegible]	$56,036	$524,762	$29,846	$366,067	$54,143	$28,806		$88,717	$3,185,694
DPBH	3194	Consumer Health Protection (Food and Facilities)	Gov. Rec.		$48,725	$42,868		[illegible]	$4,260	$8,254	$55,116	$17,839	$16,242	$81,209	$12,780	$91,061	$12,780	$22,632	$18,638	$28,223	$592,426
DPBH	3224	Community Health Nursing Base Contracts	Gov. Rec.		$110,520				$4,788	$1,099	$111,324	$45,612	$27,372	$138,393	$23,904	$95,004	$0			$25,416	$583,432
DPBH	3224	Medical Care Related to TB Program	Gov. Rec.		$6,511			$0	$356	$0	$5,192	$1,785	$1,016	$2,115	$1,455	$27,062	$0	$0		$2,884	$48,376
DPBH	3224	Medical Care Related to STD Program	Gov. Rec.		$633			$0	$633	$0	$633	$633	$633	$633	$633	$633	$0	$0		$633	$5,697
DPBH	3645	Lakes Crossing	Gov. Rec.	$2,953	$163,155	$978,930	$2,953	$2,953	$2,953	$2,953	$2,953	$2,953	$2,953	$2,953	$2,953	$2,953	$2,953	$2,953	$163,155	$2,953	$1,346,585
		DHHS TOTAL	Gov. Rec.	$1,669,878	$936,678	$23,712,202	$900,433	$1,566,466	$27,029	$62,166	$865,068	$276,563	$248,935	$1,827,618	$179,801	$1,232,694	$168,671	$106,568	$6,702,565	$414,777	$40,898,113

Preliminary Estimates
distribution between
not been finalized.

:\16-17 Budget\County Assessments\Gov. Rec. County Assessments FY16-FY17

2/9/2015

PLANNING

STOREY COUNTY
ESTIMATED EXPENDITURES FOR 2016

Account #	Account Description	2013 Actual	2014 Actual	2015 Budget	06/2015 To Date	2015 Estimated	2016 Dpt Req	2016 Tentative	2016 Approved
DEPT 143	PLANNING DEPARTMENT								
51	SALARY DIRECT EXPENSE								
51010-000	SALARIES & WAGES	134,039.77	118,115.93	114,562.00	83,460.43	114,562.00	158,362.00	158,362.00	147,783.00
51011-000	OVERTIME		281.28		237.59		5,655.00	5,655.00	5,655.00
51020-000	LONGEVITY	5,404.22	5,306.43						691.00
510 TOTAL	SALARY DIRECT EXPENSE	139,443.99	123,703.64	114,562.00	83,698.02	114,562.00	164,017.00	164,017.00	154,129.00
51 TOTAL	SALARY DIRECT EXPENSE	139,443.99	123,703.64	114,562.00	83,698.02	114,562.00	164,017.00	164,017.00	154,129.00
52	FRINGE BENEFITS								
52010-000	PERS	28,298.11	28,507.60	19,740.00	14,502.71	19,740.00	28,658.00	28,658.00	25,890.00
52011-000	PACT	3,760.39	3,638.60	6,607.00	2,379.88	6,607.00	9,163.00	9,163.00	8,741.00
52012-000	HEALTH INSURANCE	13,113.06	2,837.46	5,556.00	4,004.76	5,556.00	12,872.00	12,872.00	10,597.00
52013-000	MEDICARE	2,124.06	1,686.16	1,661.00	1,242.97	1,661.00	2,378.00	2,378.00	2,235.00
52014-000	SOCIAL SECURITY	1,716.10	2,280.51	2,502.00	1,487.50	2,502.00	3,697.00	3,697.00	3,697.00
520 TOTAL	FRINGE BENEFITS	49,011.72	38,950.33	36,066.00	23,617.82	36,066.00	56,768.00	56,768.00	51,160.00
52 TOTAL	FRINGE BENEFITS	49,011.72	38,950.33	36,066.00	23,617.82	36,066.00	56,768.00	56,768.00	51,160.00
53	OPERATIONAL EXPENSES								
53010-000	POSTAGE		112.61	500.00	605.42	500.00	500.00	1,000.00	1,000.00
53011-000	OFFICE SUPPLIES	1,499.23	1,245.90	1,000.00	910.59	1,000.00	1,500.00	1,500.00	1,500.00
53012-000	TELEPHONE	1,793.04	1,338.08	1,400.00	704.83	1,400.00	1,500.00	1,500.00	1,500.00
53013-000	TRAVEL	1,059.88	2,033.66	3,500.00	1,758.71	3,500.00	3,500.00	3,500.00	3,500.00
53014-000	DUES & SUBSCRIP.	240.00	550.00	500.00	679.99	500.00	500.00	500.00	500.00
53016-000	EQUIPMENT MAINTENANCE		69.99	100.00		100.00	100.00	100.00	100.00
53020-000	PRINTING	164.00	21.99	400.00	150.00	400.00	400.00	400.00	400.00
53022-000	UTILITIES	1,882.61	2,247.50						
53027-000	RENTS AND LEASES	8,022.80	7,796.64	2,000.00	1,465.00	2,000.00	2,600.00	2,600.00	2,600.00
53029-000	TRAINING	595.07	1,353.49	3,000.00	142.40	3,000.00	3,000.00	3,000.00	3,000.00
53030-000	AUTO MAINTENANCE	86.26	780.00	800.00	29.02	800.00	800.00	800.00	800.00
53034-000	COMPUTER SOFTWARE			2,500.00	399.96	2,500.00	2,500.00	2,500.00	2,500.00
53035-000	RECORD MANAGEMENT	93.11							
53040-000	GAS & DIESEL	698.02	741.13	800.00	401.79	800.00	800.00	800.00	800.00
53048-000	PUBLIC NOTICES	856.50	247.00	800.00	1,214.65	800.00	1,000.00	1,000.00	1,000.00
53057-000	BUILDING MAINTENANCE	245.00	182.50						
53070-000	PROFESSIONAL SERVICES			5,000.00	112.13	5,000.00	50,000.00	50,000.00	50,000.00
53070-270	GIS	5,000.00	5,000.00	5,000.00	5,000.00	5,000.00	5,000.00	5,000.00	5,000.00
530 TOTAL	SERVICES & SUPPLIES	22,235.52	23,720.49	27,300.00	13,574.49	27,300.00	73,700.00	74,200.00	74,200.00
53 TOTAL	OPERATIONAL EXPENSES	22,235.52	23,720.49	27,300.00	13,574.49	27,300.00	73,700.00	74,200.00	74,200.00
54	GENERAL GOVERNMENT								
54160-000	COMPUTER EQUIPMENT				41.71		2,600.00	2,600.00	2,600.00

Account #	Account Description	2013 Actual	2014 Actual	2015 Budget	06/2015 To Date	2015 Estimated	2016 Dpt Req	2016 Tentative	2016 Approved
541 TOTAL	EQUIPMENT ADMINISTRATION				41.71		2,600.00	2,600.00	2,600.00
54 TOTAL	GENERAL GOVERNMENT				41.71		2,600.00	2,600.00	2,600.00
56	MISCELLANEOUS								
56500-000	MISCELLANEOUS				46.49				
565 TOTAL	MISCELLANEOUS				46.49				
56 TOTAL	MISCELLANEOUS				46.49				
DEPT 143 TOTAL	PLANNING DEPARTMENT	210,691.23	186,374.46	177,928.00	120,978.53	177,928.00	297,085.00	297,585.00	282,089.00
Net Rev to Expense	Fund: 001	1,238,195.99	1,785,354.01		371,838.65-				

STOREY COUNTY
PLANNING DEPARTMENT

Storey County Courthouse
26 So "B" Street, PO Box 176, Virginia City, NV 89440
Phone (775) 847-1144 – Fax (775) 847-0949
planning@storeycounty.org

March 23, 2015

Re: Planning Budget Summary 2015-16

Dear Honorable Commissioners:

It is my pleasure to provide this brief background and rationale pertaining to the Storey County Planning Department proposed budget for fiscal year 2015/16. The planning function plays a critical role in county operations, including meeting the land use needs for various county, state, and federal departments and agencies, local businesses and prospective business clients, and property owners and residents of the county.

The planning function includes day-to-day services as well as medium- and long-term planning for the county and the region. Routine services include professional consultation on land use decisions and proposals including, for example, parcel maps, lot consolidations, buildings and land development, zone changes, master plan amendments, special use permits, and variances, as well as conformance with local, state, and federal regulations pertaining thereto. It also provides the long-term guidance on the development of the county and the surrounding region. Development may include revitalization strategies in existing historic towns as well as new residential, commercial, industrial, natural resources, and other land use proposals. Planning includes the presentation of information and findings to the Board and reveals existing conditions, highlights current and future issues, and recommends goals, policies, and actions to address land use issues. Key elements of planning include population and demographics, housing, transportation, economic development, and regional coordination of planning and development efforts.

The following items correspond to your budget packets and summarize the purpose of each item and justify requested changes that are expected to occur.

Salary and Benefits ($220,784 from $146,044) – Planning currently employs 1.8 staff: the Planning Director (split 70:30 between Human Resources and Planning), one full-time Planner, and one less-than part-time Administrative Assistant II. Since 2013, the functional roles the Planning Director and Administrative Officer were combined, with the Planning function positioned directly to the County Manager. The Administrative Officer will maintain this dual function during the 2015/16 fiscal year.

Due to increased planning applications and other cases, the department will employ 0.75 additional staff consisting of less-than full-time Administrative Assistants. An existing less-than part-time Administrative Assistant I from the Commissioners' Office will be reassigned to the Planning Department. An existing Administrative Specialist IV will be shared between the Planning Department and Assessor's Office respectively at a 25/75 percent ratio. The added staff will provide needed assistance with agendas, minutes, agenda postings, etc., and will facilitate

additional time for the Planning Department's existing Administrative Assistant II to review parcel maps, provide recommendations to the director, and perform other specialized functions.

Total Planning Department staff will increase from 1.8 to 2.55, a 0.75 increase.

Operational Expenses ($75,800 from $31,800) – Operational expenses for the planning function include office supplies, postage and mailings, dues and subscriptions, training for planning staff, automobile maintenance, records management, professional services, and related expenses. The following provides brief explanation of each operation budget line item and shows the budget amount difference between the 2014/15 and 2015/16 fiscal periods.

A. **Office Supplies ($1,500 from $1,000)** – The Office Supplies budget was increased to meet the demands of added part-time staff and increased department caseload.

B. **Telephone ($1,500 from $1,400)** – This includes land-lines for office staff and two cellular telephone. The item was increased to meet expected service fee increases and for the service of one tablet for half of the fiscal year.

C. **Dues and Subscriptions ($500 unchanged)** – The Administrative Officer and Planner are members of the American Planning Association (APA). The APA provides legal and professional services to planners at little to no costs, including scholarly books and periodicals, as well as seminars, trainings, and other professional development.

D. **Equipment Maintenance ($100 unchanged)** – This item includes maintenance of general office equipment such as desk printers.

E. **Printing ($400 unchanged)** – Planning recently completed the 280 page Storey County Zoning Ordinance update. The department needed to make many copies of the ordinance, of which an outsourced printing service was used. The department anticipates completion of the Storey County Master Plan update in the fall of 2015. Copies of the Master Plan are expected to meet those made for the zoning ordinance; therefore, this item remains.

F. **Rents/Leases/Purchases ($2,600 from $2,000)** – All county departments were required to increase this item by 30 percent to account for anticipated increases of rent and user fees for office copy machines and other such equipment.

G. **Training ($3,000 unchanged)** – This item includes training for planning staff. Training is provided form the APA, National Association of Counties (NACO), other state and federal associations, the system of higher education, and private enterprise. The APA also offers American Institute of Certified Planners (AICP) certification and recertification.

H. **Travel ($3,500 unchanged)** – Travel costs include attending in- and out-of-state conferences, trainings, and other Planning related functions.

I. **Auto Maintenance ($800 unchanged)** – Significant repairs are not expected for the automobile assigned to the department (for site visits, meetings, etc.). This item will go mainly to general maintenance and repairs.

J. **Gas and Diesel ($800 unchanged)** – Fuel costs for the planning vehicle were decreased in the prior year to better match anticipated travel costs for planning staff. Thus far the adjusted number appears appropriate and remains unchanged.

K. **Public Notices and Postage ($1,000 from $800)** – Updates to the Storey County Master Plan are expected to generate additional costs for public notices. This includes NRS required public postings and mailings. This item also includes NRS required noticing for general planning application requests, such as special use permits, variances, etc.

L. **GIS Geographic Information Services ($5,000 unchanged)** – These funds pay for Geographic Information Systems (GIS) services pursuant to the inter-local agreement between Storey County and Douglas County GIS Services. GIS is used primarily for zoning maps, master plan maps, and parcel maps. This fund will be utilized heavily in the development of Master Plan maps that conform to parcel and other GIS overlays.

M. **Professional Services ($50,000 from $5,000)** – This item is used for legal review and special counsel, technical consultation, and other professional support needed for development of the Master Plan and other products. This item will be primarily used for developing of the 2015 Master Plan. The cost for providing technical engineering consultation for the Transportation chapter of the Master Plan is expected to run between $20,000 and $40,000. Two consulting firms are currently bidding to the Planning Department cost estimates for this work. The determined cost will be partially dependent on the respective skillset of the soon-to-be hired Planner or Senior Planner.

N. **Computer Equipment ($2600 from $0)** – Two office computers are exceeding their lifespan, are failing, and need replacement. Replacement costs also include necessary one-time software installation and hardware. This item also includes the purchase of one tablet/iPad device.

O. **Computer Software ($2,500 unchanged)** – These funds will be applied to monthly lease of In-Suite Adobe and Pictometry. Both programs are tailored to planning uses.

Hopefully these items provide sufficient information pertaining to the Planning budget request for 2014/15. I am happy to provide additional information upon request.

Respectfully,

Austin Osborne
Administrative Officer/Planning Director

Cc: County Manager Pat Whitten
Comptroller Hugh Gallagher

	Tentative Budget 9/23/15				
FUND 001	GENERAL				
DEPT 143	**PLANNING DEPARTMENT**				
Account #	Account Description	2014/15 Budget		2015/16 Request	
	SALARY DIRECT EXPENSE				
	Salaries and Wages	112,622.59		158,361.89	
	Longevity	0.00		0.00	
	Overtime	4,415.87		5,654.72	
	Unemployment	0		0	
	TOTAL SALARY	**$ 117,038.46**		**164,016.61**	
	FRINGE BENEFITS				
	PERS	17,906.09		28,658.13	
	Benefits	6,700.00		24,412.23	
	Social Security	4,400.00		3,696.75	
	TOTAL	**$ 146,044.55**		**220,783.72**	
	OPERATIONAL				
	Postage	500		1,000.00	
	Office Supplies	1,000		1,500.00	
	Telephone	1,400		1,500.00	
	Travel	3,500		3,500.00	
	Dues and Subscriptions	500.00		500.00	
	Equipment Maintenance	100.00		100.00	
	Off-Site File Storage	0		0.00	
	Printing	400.00		400.00	
	Utilities	0.00		0.00	
	Computer Software Lease (Design/Pict)	2,500		2,500.00	
	Rents/Leases/Purchases	2,000		2,600.00	
	Training	3,000		3,000.00	
	Automotive Maintenance	800		800.00	
	Gas and Diesel	800		800.00	
	Public Notices	800		1,000.00	
	GIS Services	5,000		5,000.00	
	Professional Services	10,000.00		50,000.00	
	Environmental Study	0.00		0.00	
	Computer Equipment	0.00		2,600.00	
	TOTAL	**$ 178,344.55**		**297,583.72**	
	Salary Direct Expenses	117,038.46		158,361.89	
	Fringe Benefits	35,406.09		57,767.11	
	TOTAL SALARY and BENEFITS	**152,444.55**		**220,783.72**	
	Operational Expenses	31,800		76,800	
	TOTAL OPERATIONAL	**31,800**		**76,800**	
	TOTAL EXPENSES	**184,244.55**		**297,583.72**	
	Difference				

INDIGENT MEDICAL

5/4/2015					
Indigent Medical 010	**2012-13**	**2013-14**	**2014-15**	**2015-16**	**2015-16**
	Actual	Final	Tentative	Tentative	Final
Revenues	Audit	Audit	& Final		
Property Taxes	47,614	46,489	37,100	39,232	39,232
Centrally Assessed			9,200	10,434	10,434
Total Revenues	**47,614**	**46,489**	**46,300**	**49,666**	**49,666**
Expenditures					
Service & Supplies	89,467	93,834	200,000	200,000	200,000
Total Expense	**89,467**	**93,834**	**200,000**	**200,000**	**200,000**
Revenue vs Expense	**-41,853**	**-47,345**	**-153,700**	**-150,334**	**-150,334**
Beginning Fund Bal	592,293	550,440	503,095	349,395	349,395
Ending Fund Bal	550,440	503,095	349,395	199,061	199,061

Report No: PB2800ST
Run Date : 05/04/15

STOREY COUNTY
PUBLIC BUDGET ACCOUNTING
REVENUE REPORT FOR THE MONTH OF: 12/14

REVENUE

FUND 010 INDIGENT MEDICAL

Account #	Account Description	2013 Actual	2014 Actual	2015 Budget	2015 To Date	2015 Estimated	2016 Prelim.	2016 Tentative	2016 Approved
31	AD VALOREM								
31100-000	AD VALOREM CURRENT YEAR	28,835.58	27,903.25	28,800.00	20,426.33	28,800.00		29,215.00	29,215.00
31101-000	AD VALOREM-ASSESSOR	7,475.70	7,786.01	8,300.00	1,824.42	8,300.00	8,000.00	10,017.00	10,017.00
31103-000	DELINQUENT FIRST YEAR	403.37	327.52		152.77				
31105-000	DELINQUENT PRIOR YEARS	664.26	360.95		460.86				
31108-000	STATE-CENTRALLY ASSESSED	10,234.98	10,110.81	9,200.00	3,513.31	9,200.00		10,434.00	10,434.00
31	TOTAL ****** AD VALOREM	47,613.89	46,488.54	46,300.00	26,377.69	46,300.00	8,000.00	49,666.00	49,666.00
FUND 010	TOTAL ********* INDIGENT MEDICAL	47,613.89	46,488.54	46,300.00	26,377.69	46,300.00	8,000.00	49,666.00	49,666.00

Rept: PB2700
Run: 05/04/15 16:54:16

STOREY COUNTY
ESTIMATED EXPENDITURES FOR 2016

EXPENSE

FUND 010 INDIGENT MEDICAL

Account #	Description	2013 Actual	2014 Actual	2015 Budget	06/2015 To Date	2015 Estimated	2016 Dpt Req	2016 Tentative	2016 Approved
DEPT 010	INDIGENT MEDICAL								
53	OPERATIONAL EXPENSES								
53077-000	INDIGENT MEDICAL	88,866.64	93,834.24	200,000.00	45,021.77	200,000.00		200,000.00	200,000.00
530 TOTAL	SERVICES & SUPPLIES	88,866.64	93,834.24	200,000.00	45,021.77	200,000.00		200,000.00	200,000.00
53 TOTAL	OPERATIONAL EXPENSES	88,866.64	93,834.24	200,000.00	45,021.77	200,000.00		200,000.00	200,000.00
54	GENERAL GOVERNMENT								
54246-000	SEXUAL ASSAULT VICTIMS	600.00							
542 TOTAL	COURT SYSTEM	600.00							
54 TOTAL	GENERAL GOVERNMENT	600.00							
DEPT 010 TOTAL	INDIGENT MEDICAL	89,466.64	93,834.24	200,000.00	45,021.77	200,000.00		200,000.00	200,000.00
Net Rev to Expense	Fund: 010	41,852.75-	47,345.70-		1,480.05-				

INDIGENT ACCIDENT

4/27/2015						
Indigent Accident 185	**2011/12**	**2012/13**	**2013-14**	**2014-15**	**2015-16**	**2015-16**
	Actual	Actual	**Final**	**Tentative**	**Tentative**	**Final**
Revenues	Audit	Audit	Audit	& Final		
Property Taxes	72,226	70,282	69,654	55,500	58,848	58,848
Centrally Assessed				14,000	15,651	15,651
Total Revenues	**72,226**	**70,282**	**69,654**	**69,500**	**74,499**	**74,499**
Expenditures						
Service & Supplies	66,974	60,370	58,286	69,500	74,499	74,499
Tranfer to General	0	0		0		
Prior period adjustment						
Total Expense	**66,974**	**60,370**	**58,286**	**69,500**	**74,499**	**74,499**
Revenue vs Expense	**5,252**	**9,912**	**11,368**	**0**	**0**	**0**
Beginning Fund Bal	0	5,252	15,164	26,532	26,532	26,532
Ending Fund Bal	5,252	15,164	26,532	26,532	26,532	26,532

Report No: PB2800ST
Run Date : 04/27/15

STOREY COUNTY
PUBLIC BUDGET ACCOUNTING
REVENUE REPORT FOR THE MONTH OF: 12/14

FUND 185 INDIGENT ACCIDENT

Account #	Account Description	2013 Actual	2014 Actual	2015 Budget	2015 To Date	2015 Estimated	2016 Prelim.	2016 Tentative	2016 Approved
31	AD VALOREM								
31100-000	AD VALOREM CURRENT YEAR	42,620.12	41,943.64	43,000.00	30,553.67	43,000.00		43,823.00	43,823.00
31101-000	AD VALOREM-ASSESSOR	11,149.92	11,671.95	12,500.00	2,735.57	12,500.00	12,000.00	15,025.00	15,025.00
31103-000	DELINQUENT FIRST YEAR	610.96	509.52		228.17				
31105-000	DELINQUENT PRIOR YEARS	548.83	361.90		377.32				
31108-000	STATE-CENTRALLY ASSESSED	15,352.48	15,166.21	14,000.00	5,269.96	14,000.00		15,651.00	15,651.00
31	TOTAL ****** AD VALOREM	70,282.31	69,653.22	69,500.00	39,164.69	69,500.00	12,000.00	74,499.00	74,499.00
FUND 185	TOTAL ********* INDIGENT ACCIDENT	70,282.31	69,653.22	69,500.00	39,164.69	69,500.00	12,000.00	74,499.00	74,499.00

Rept: PB2700
Run: 04/27/15 10:54:49

STOREY COUNTY
ESTIMATED EXPENDITURES FOR 2016

FUND 185 INDIGENT ACCIDENT

Account #	Account Description	2013 Actual	2014 Actual	2015 Budget	06/2015 To Date	2015 Estimated	2016 Dpt Req	2016 Tentative	2016 Approved
DEPT 185	INDIGENT ACCIDENT								
53	OPERATIONAL EXPENSES								
53046-000	INDIGENT ACCIDENT	60,370.14	58,286.38	69,500.00	103,385.55	69,500.00		74,499.00	74,499.00
530 TOTAL	SERVICES & SUPPLIES	60,370.14	58,286.38	69,500.00	103,385.55	69,500.00		74,499.00	74,499.00
53 TOTAL	OPERATIONAL EXPENSES	60,370.14	58,286.38	69,500.00	103,385.55	69,500.00		74,499.00	74,499.00
DEPT 185 TOTAL	INDIGENT ACCIDENT	60,370.14	58,286.38	69,500.00	103,385.55	69,500.00		74,499.00	74,499.00
Net Rev to Expense	Fund: 185	9,912.17	11,367.84		41,267.85-				

CAPITAL PROJECTS

3/24/2015					
Capital Project 070	**2012-13**	**2013-14**	**2014-15**	**2014-15**	**2015-16**
	Actual	**Actual**	**Tentative**	**YTD 3/26/15**	**Tentative**
Revenues	Audit	Audit	& Final		
Transfer from General		110,820	2,500,000	1,875,000	
Contibutions				260,000	
Total Revenues	**0**	**110,820**	**2,500,000**	**2,135,000**	**0**
Expenditures					
V&T Tunnel #6	0				
Co Facilities		415,772			
Debt Service	0				
Capital Outlay			2,500,000	750,289	1,300,000
				3,281	
Transfer to V&T Rail					
Total Expense	**0**	**415,772**	**2,500,000**	**753,570**	**1,300,000**
Revenue vs Expense	**0**	**-304,952**	**0**	**1,381,430**	**-1,300,000**
Beginning Fund Bal	350,803	350,803	45,851	45,851	1,427,281
Ending Fund Bal	350,803	45,851	45,851	1,427,281	127,281

Report No: PE
Run Date : 03/23/15

STOREY COUNTY
PUBLIC BUDGET ACCOUNTING
REVENUE REPORT FOR THE MONTH OF: 12/14

FUND 070 CAPITAL PROJECTS

Account #	Account Description	2013 Actual	2014 Actual	2015 Budget	2015 To Date	2015 Estimated	2016 Prelim.	2016 Tentative	2016 Approved
36	MISCELLANEOUS REVENUE								
36400-000	CONTRIB/DONATIONS PRVTE				100,000.00				
36	TOTAL ****** MISCELLANEOUS REVENUE				100,000.00				
37	INTERFUND TRANSFER								
37203-000	TRANSFER FROM GENERAL		110,820.00	2,500,000.00	1,250,000.00	2,500,000.00			
37	TOTAL ****** INTERFUND TRANSFER		110,820.00	2,500,000.00	1,250,000.00	2,500,000.00			
FUND 070	TOTAL ********* CAPITAL PROJECTS		110,820.00	2,500,000.00	1,350,000.00	2,500,000.00			

Rept: PB2700
Run: 03/23/15 21:30:54

STOREY COUNTY
ESTIMATED EXPENDITURES FOR 2016

FUND 070 CAPITAL PROJECTS

Account #	Description	2013 Actual	2014 Actual	2015 Budget	06/2015 To Date	2015 Estimated	2016 Dpt Req	2016 Tentative	2016 Approved
DEPT 070	CAPITAL PROJECTS								
54	GENERAL GOVERNMENT								
54010-000	CAPITAL OUTLAY								
54010-118	COURTHOUSE PARKING LOT		220,173.88	2,500,000.00	324,734.38	2,500,000.00		1,300,000.00	
54010-135	DIVIDE RESERVOIR REHAB				21,522.93				
54010-157	5 MILE RESERVOIR				310,189.19				
					654,506.08				
540 TOTAL	CAPITAL OUTLAY		220,173.88	2,500,000.00	1,310,952.58	2,500,000.00		1,300,000.00	
54407-000	CO FACILITY		18,554.01						
54407-160	SIPHON PIPELINE		177,043.50						
544 TOTAL	PUBLIC WORKS		195,597.51						
54 TOTAL	GENERAL GOVERNMENT		415,771.39	2,500,000.00	1,310,952.58	2,500,000.00		1,300,000.00	
56	MISCELLANEOUS								
56100-000	INTEREST EXPENSE				3,281.25				
561 TOTAL	INTEREST EXPENSE				3,281.25				
56 TOTAL	MISCELLANEOUS				3,281.25				
DEPT 070 TOTAL	CAPITAL PROJECTS		415,771.39	2,500,000.00	1,314,233.83	2,500,000.00		1,300,000.00	

INFRASTRUCTURE

5/1/2015					
Infrastructure 80	**2012-13**	**2013-14**	**2014-15**	**2014-15**	**2015-16**
	Actual	**Actual**	**Tentative**	**YTD 4/20/15**	**Tentative/Final**
Revenues	Audit	Audit	& Final		
1/4 Opt Sales Tax	190,906	231,011	160,000	242,375	315,000
Transfer from VC Rail	0	25,000			
Total Revenues	**190,906**	**256,011**	**160,000**	**242,375**	**315,000**
Expenditures					
VC Dept Match Grant	0	0			
VC Railroad Proj	0	0			
Service & Supplies	0				
Capital Outlay	0		2,000,000	684,753	2,000,000
Transfer to VC Rail Fund	0	0			
Prior period adj		0			
Total Expense	**0**	**0**	**2,000,000**	**684,753**	**2,000,000**
Revenue vs Expense	**190,906**	**256,011**	**-1,840,000**	**-442,378**	**-1,685,000**
Beginning Fund Bal	1,735,890	1,926,796	2,182,807	2,182,807	1,740,429
Ending Fund Bal	1,926,796	2,182,807	342,807	1,740,429	55,429

Report No: PB2800ST
Run Date : 04/20/15

STOREY COUNTY
PUBLIC BUDGET ACCOUNTING
REVENUE REPORT FOR THE MONTH OF: 06/30

FUND 080 INFRASTRUCTURE

Account #	Account Description	2013 Actual	2014 Actual	2015 Budget	2015 To Date	2015 Estimated	2016 Prelim.	2016 Tentative	2016 Approved
33	STATE / FEDERAL REVENUE								
33508-000	INFRASTRUCTURE TAX	190,905.86	231,011.19	160,000.00	228,153.75	160,000.00	350,000.00	315,000.00	315,000.00
33	TOTAL ****** STATE / FEDERAL REVENUE	190,905.86	231,011.19	160,000.00	228,153.75	160,000.00	350,000.00	315,000.00	315,000.00
FUND 080	TOTAL ********* INFRASTRUCTURE	190,905.86	231,011.19	160,000.00	228,153.75	160,000.00	350,000.00	315,000.00	315,000.00

Rept: PB2700
Run: 04/20/15 14:16:46

STOREY COUNTY
ESTIMATED EXPENDITURES FOR 2016

FUND 080 INFRASTRUCTURE

Account #	Account Description	2013 Actual	2014 Actual	2015 Budget	06/2015 To Date	2015 Estimated	2016 Dpt Req	2016 Tentative	2016 Approved
DEPT 080	INFRASTRUCTURE								
54	GENERAL GOVERNMENT								
54010-000	CAPITAL OUTLAY			2,000,000.00	684,752.86	600,000.00		2,000,000.00	
540 TOTAL	CAPITAL OUTLAY			2,000,000.00	684,752.86	600,000.00		2,000,000.00	
54 TOTAL	GENERAL GOVERNMENT			2,000,000.00	684,752.86	600,000.00		2,000,000.00	
DEPT 080 TOTAL	INFRASTRUCTURE			2,000,000.00	684,752.86	600,000.00		2,000,000.00	
Net Rev to Expense	Fund: 080	190,905.86	231,011.19		456,599.11-				

Storey County Infrastructure Tax Plan of Projects

The Board on January 21, 2014 adopted a plan of projects for expenditures out of the Infrastructure Special Revenue Fund.

The Board on September 16, 2014 amended the plan to delete the Justice Court building purchase, change the name of the Gallagher/Clark renovation to the Courthouse parking lot renovation and change the estimated cost to $750,000, and add a 10-year sunset date of January 20, 2024. The Board also approved expenditure of funds for the Five Mile Reservoir restoration, the Divide Reservoir restoration, the Gallagher/Clark lot purchase, and $21,000 for the courthouse parking lot renovation. The current projects are:

	Estimated cost
Public Works, Water	
Replacement Lakeview water line	3,000,000
Five Mile Reservoir	300,000
Divide Reservoir restoration	80,000
Building and Grounds	
V & T Depot purchase	600,000
V&T restoration	300,000
Gold Hill Depot restoration	250,000
Court House remodel	250,000
Fire Station #72 purchase	250,000
DA/Sheriff Building purchase	300,000
Land Purchases	
Gallagher/Clark lot	250,000
Courthouse parking lot renovation	750,000
Eaton's lot	100,000
Eaton's lot renovation	100,000
Curtis lot	100,000
Community Development	
Mark Twain	
Flood control	50,000
Community Center	25,000
Lockwood	
Flood control	30,000
Community Center	30,000
Community garden	10,000
TRI	
County road repair	500,000
County drainage and erosion	100,000
Communications	
Cassidian Patriot Vesta	180,000
Painted Rock	
Bridge repair	25,000

These are not to exceed totals with the possibility of the Board changing the cost estimates and financing coming from other sources. This plan sunsets on January 20, 2024.

STABILIZATION

5/5/2015				
Stabilization 100	**2013-14**	**2014-15**	**2015-16**	**2015-16**
	Audit	**Tentative**	**Tentative**	**Final**
Revenues		& Final		
Transfer from General	0	0		
Total Revenues	**0**	**0**	**0**	**0**
Expenditures				
Service & Supplies	0	0		
Capital Outlay	0	200,000	200,000	200,000
Total Expense	**0**	**200,000**	**200,000**	**200,000**
Revenue vs Expense	**0**	**-200,000**	**-200,000**	**-200,000**
Beginning Fund Bal	1,000,000	1,000,000	800,000	800,000
Ending Fund Bal	1,000,000	800,000	600,000	600,000

Rept: PB2700
Run: 05/04/15 17:05:44
FUND 100 STABILIZATION

STOREY COUNTY
ESTIMATED EXPENDITURES FOR 2016

Account #	Account Description	2013 Actual	2014 Actual	2015 Budget	06/2015 To Date	2015 Estimated	2016 Dpt Req	2016 Tentative	2016 Approved
DEPT 100	STABILIZATION								
56	MISCELLANEOUS								
56500-000	MISCELLANEOUS			200,000.00		200,000.00		200,000.00	200,000.00
565 TOTAL	MISCELLANEOUS			200,000.00		200,000.00		200,000.00	200,000.00
56 TOTAL	MISCELLANEOUS			200,000.00		200,000.00		200,000.00	200,000.00
DEPT 100 TOTAL	STABILIZATION			200,000.00		200,000.00		200,000.00	200,000.00
Net Rev to Expense	Fund: 100	.00	.00		.00				

TRI PAYBACK

5/5/2015				
TRI Payback 200	**2013-14**	**2014-15**	**2015-16**	**2015-16**
	Actual	**Tentative**	**Tentative**	**Final**
Revenues	Audit	& Final		
Ad Valorem	1,224			
License Permits				
Due Other Gov's - (fire)		131,000	170,000	170,000
Charges Services				
Transfer from General		425,000	715,000	715,000
Transfer from Equip Acq		12,000	15,000	15,000
Transfer from Fire		0		
Transfer from Forestry		0		
Transfer from Jail				
Total Transfers	568,000			
Total Revenues	**569,224**	**568,000**	**900,000**	**900,000**
Expenditures				
Service & Supplies	897,433	900,000	900,000	900,000
Total Expense	**897,433**	**900,000**	**900,000**	**900,000**
Revenue vs Expense	**-328,209**	**-332,000**	**0**	**0**
Beginning Fund Bal	2,109,894	1,781,685	1,449,685	1,449,685
Ending Fund Bal	1,781,685	1,449,685	1,449,685	1,449,685

Report No: PB2800ST
Run Date : 05/04/15

STOREY COUNTY
PUBLIC BUDGET ACCOUNTING
REVENUE REPORT FOR THE MONTH OF: 12/14

REVENUE

FUND 200 TRI PAYBACK

Account #	Account Description	2013 Actual	2014 Actual	2015 Budget	2015 To Date	2015 Estimated	2016 Prelim.	2016 Tentative	2016 Approved
31	AD VALOREM								
31000-000									
31100-000	AD VALOREM CURRENT YEAR	51.21	67.72						
31101-000	AD VALOREM-ASSESSOR								
31103-000	DELINQUENT FIRST YEAR	3,862.17	1,155.75						
31	TOTAL ****** AD VALOREM	3,913.38	1,223.47						
32	LICENSES/PERMITS								
32101-000	MERCHANDISE LICENSES								
32205-000	BLDG PERMITS								
32	TOTAL ****** LICENSES/PERMITS								
34	CHARGES FOR SERVICES								
34102-000	RECORDER FEES								
34108-000	GEN'L GOV'T - OTHER			131,000.00	65,500.00	131,000.00		170,000.00	170,000.00
34	TOTAL ****** CHARGES FOR SERVICES			131,000.00	65,500.00	131,000.00		170,000.00	170,000.00
37	INTERFUND TRANSFER								
37202-000	INTERGOV'T AGREEMENT-GH								
37203-000	TRANSFER FROM GENERAL	812,702.00	407,000.00	425,000.00	212,500.00	425,000.00		715,000.00	715,000.00
37207-000	TRANSFER FROM EQUIP ACQ	23,940.00	12,000.00	12,000.00	6,000.00	12,000.00		15,000.00	15,000.00
37209-000	TRANSFER FROM FORESTRY	52,667.00	27,000.00						
37210-000	TRANSFER FROM FIRE	208,083.00	104,000.00						
37211-000	TRANSFER FROM JAIL	35,670.00	18,000.00						
37	TOTAL ****** INTERFUND TRANSFER	1,133,062.00	568,000.00	437,000.00	218,500.00	437,000.00		730,000.00	730,000.00
FUND 200	TOTAL ********* TRI PAYBACK	1,136,975.38	569,223.47	568,000.00	284,000.00	568,000.00		900,000.00	900,000.00

Rept: PB2700
Run: 05/04/15 17:09:47

STOREY COUNTY
ESTIMATED EXPENDITURES FOR 2016

EXPENSE

FUND 200 TRI PAYBACK

Account #	Account Description	2013 Actual	2014 Actual	2015 Budget	06/2015 To Date	2015 Estimated	2016 Dpt Req	2016 Tentative	2016 Approved
DEPT 200	TRI PAYBACK								
53	OPERATIONAL EXPENSES								
53402-000	TRI PAYBACK	838,459.48	897,433.36	900,000.00	654,977.00	900,000.00		900,000.00	900,000.00
534 TOTAL	FEDERAL GRANTS	838,459.48	897,433.36	900,000.00	654,977.00	900,000.00		900,000.00	900,000.00
53 TOTAL	OPERATIONAL EXPENSES	838,459.48	897,433.36	900,000.00	654,977.00	900,000.00		900,000.00	900,000.00
DEPT 200 TOTAL	TRI PAYBACK	838,459.48	897,433.36	900,000.00	654,977.00	900,000.00		900,000.00	900,000.00
Net Rev to Expense	Fund: 200	298,515.90	328,208.89-		86,977.00-				

VC RAILROAD PROJECT

5/5/2015					
Rail Project 220	**2013-14**	**2014-15**	**2014-15**	**2015-16**	**2015-16**
	Actual	Tentative	YTD 3/ /15	Tentative	Final
Revenues	Audit	& Final			
Railroad Agreement	0				
Treasurery Economic Bond	26,609	25,000	25,000	25,000	25,000
Capital Project Bond					
Transfer from infrastructure					
Total Revenues	**26,609**	**25,000**	**25,000**	**25,000**	**25,000**
Expenditures					
VC Railroad Project	0	700,000	0	700,000	700,000
Interest Expense	102,395	97,320	97,320	92,010	92,010
Principal Expense	76,000	79,000	79,000	83,000	83,000
Transfer to infrastructure	25,000				
Total Expense	**203,395**	**876,320**	**176,320**	**875,010**	**875,010**
Revenue vs Expense	**-176,786**	**-851,320**	**-151,320**	**-850,010**	**-850,010**
Beginning Fund Bal	1,376,570	1,199,784	1,199,784	1,048,464	1,048,464
Ending Fund Bal	1,199,784	348,464	1,048,464	198,454	198,454

Report No: PB2800ST
Run Date : 05/04/15

STOREY COUNTY
PUBLIC BUDGET ACCOUNTING
REVENUE REPORT FOR THE MONTH OF: 12/14

REVENUE

FUND 220 V.C.RAIL PROJECT

Account #	Account Description	2013 Actual	2014 Actual	2015 Budget	2015 To Date	2015 Estimated	2016 Prelim.	2016 Tentative	2016 Approved
33	STATE / FEDERAL REVENUE								
33310-000	TREASURY ECONOMIC BOND	28,782.14	26,609.46	25,000.00	12,965.02	25,000.00	25,000.00	25,000.00	25,000.00
33	TOTAL ****** STATE / FEDERAL REVENUE	28,782.14	26,609.46	25,000.00	12,965.02	25,000.00	25,000.00	25,000.00	25,000.00
36	MISCELLANEOUS REVENUE								
36520-000	RAILROAD COMM-AGREEMENT								
36	TOTAL ****** MISCELLANEOUS REVENUE								
37	INTERFUND TRANSFER								
37220-000	TRANSFER FROM INFRASTRUC								
37	TOTAL ****** INTERFUND TRANSFER								
FUND 220	TOTAL ********* V.C.RAIL PROJECT	28,782.14	26,609.46	25,000.00	12,965.02	25,000.00	25,000.00	25,000.00	25,000.00

Rept: PB2700
Run: 05/04/15 17:13:39

STOREY COUNTY
ESTIMATED EXPENDITURES FOR 2016

EXPENSE

FUND 220 V.C.RAIL PROJECT

Account #	Account Description	2013 Actual	2014 Actual	2015 Budget	06/2015 To Date	2015 Estimated	2016 Dpt Req	2016 Tentative	2016 Approved
DEPT 220	V.C.RAIL PROJECT								
54	GENERAL GOVERNMENT								
54421-000	V&T RAILROAD PROJECT			700,000.00			700,000.00	700,000.00	700,000.00
544 TOTAL	PUBLIC WORKS			700,000.00			700,000.00	700,000.00	700,000.00
54 TOTAL	GENERAL GOVERNMENT			700,000.00			700,000.00	700,000.00	700,000.00
56	MISCELLANEOUS								
56100-000	INTEREST EXPENSE	107,250.00	102,395.00	97,320.00	97,320.00	97,320.00	92,010.00	92,010.00	92,010.00
561 TOTAL	INTEREST EXPENSE	107,250.00	102,395.00	97,320.00	97,320.00	97,320.00	92,010.00	92,010.00	92,010.00
56 TOTAL	MISCELLANEOUS	107,250.00	102,395.00	97,320.00	97,320.00	97,320.00	92,010.00	92,010.00	92,010.00
57	OTHER FINANCING SOURCES								
57101-000	PRINCIPLE	72,000.00	76,000.00	79,000.00	79,000.00	79,000.00	83,000.00	83,000.00	83,000.00
571 TOTAL	SHORT TERM FINANCING	72,000.00	76,000.00	79,000.00	79,000.00	79,000.00	83,000.00	83,000.00	83,000.00
57 TOTAL	OTHER FINANCING SOURCES	72,000.00	76,000.00	79,000.00	79,000.00	79,000.00	83,000.00	83,000.00	83,000.00
DEPT 220 TOTAL	V.C.RAIL PROJECT	179,250.00	178,395.00	876,320.00	76,320.00	176,320.00	875,010.00	875,010.00	875,010.0
Net Rev to Expense	Fund: 220	150,467.86-	151,785.54-		163.354.98-				

FEDERAL/STATE GRANTS

3/24/2015				
ederal /State Grants 206	**2013-14**	**2014-15**	**2014-15**	**2015-16**
	Final	**Tentative**	**Final**	**Tentative**
Revenues	Audit			
State/Federal	4,479,522	508,262	508,262	106,780
CDBG				
USACE				
HMEP Planning				
Fire				
Recorder				
VCTC	0			
Transfer In?				
Total Revenues	**4,479,522**	**508,262**	**508,262**	**106,780**
Expenditures				
Gen'l	4,479,522	508,262	508,262	106,780
Culture Serv & Supplies				
Recorder				
VCTC	0			
Intergov-Serv & Supply				
CDBG				
USACE				
Public Safety-Serv &Supp				
Fire				
Transfer out				
ɹtal Expense	**4,479,522**	**508,262**	**508,262**	**106,780**
Revenue vs Expense	**0**	**0**	**0**	**0**

FUND 206 FEDERAL/STATE GRANTS

Account #	Account Description	2013 Actual	2014 Actual	2015 Budget	2015 To Date	2015 Estimated	2016 Prelim.	2016 Tentative	2016 Approved
31	AD VALOREM								
31000-000									
31	TOTAL ****** AD VALOREM								
33	STATE / FEDERAL REVENUE								
33100-158	SAFER PPE		12,000.00						
33105-134	CDBG-WATER SYS-ENHANCED								
33105-144	CDBG-WASTERWATER DESIGN								
33105-146	USACE-WASTEWATER SYSTEM	168,870.36	81,181.60		2,691.23				
33105-180	VC POOL REHAB								
33400-000	FEDERAL GRANTS								
33400-103	EQUIPMENT	29,270.86	29,157.45	30,000.00		30,000.00	25,000.00	25,000.00	
33400-105	OPERATION GRANT	3,882.56	5,291.90	4,000.00	3,308.04	4,000.00	4,000.00		
33400-124	RADAR UNITS GRANT				3,980.00				
33400-125	SIX MILE CANYON DRAINAGE						1,486,717.00		
33400-127	SERC GRANT-EMERGENCY MGT	53,601.02	13,228.64	40,000.00	30,160.00	40,000.00	40,000.00	40,000.00	
33400-128	FUEL MANAGEMENT GRANT FD								
33400-129	CDBG RSVP TRANSPORT		20,679.92		20,962.96				
33400-130	EMERGENCY MGRS WORKSHOP		2,300.66						
33400-132	VC SENIOR CENTER KITCHEN				8,416.95			4,000.00	
33400-133	HAZMAT EXPLO TRAINING	1,951.00	1,950.00	3,000.00	1,950.00	3,000.00	3,000.00	3,000.00	
33400-136	CDBG 2010-FLOOD PLAN								
33400-137	CULTURAL AFFAIR-COURTHSE	114,218.37	1,162.41	58,500.00	25,000.00	58,500.00			
33400-139	USDA RURAL DEV WASTEPLAN								
33400-140	BREATHALYZER GRANT				2,395.00				
33400-141	V&T RAILROAD TUNNEL#6								
33400-142	EMERGENCY MANAGEMENT						20,679.00		
33400-145	STREETSCAPE-NDOT	74,292.86	81.64						
33400-149	UNITED WE STAND	26,607.02	31,778.00	30,000.00	22,095.96	30,000.00		25,000.00	
33400-153	STOP GRANT	6,975.14	10,917.01	250.00	2,819.50	250.00	20,000.00		
33400-154	USDA FUELS MANAGEMENT		252,234.91	261,293.00		261,293.00	200,000.00		
33400-155	EECBG - GRANT		115,060.37						
33400-156	OTS	29,199.00							
33400-159	JAVS CLERK & JOP	11,035.39							
33400-161	LOCKWOOD PARK	8,312.65	3,323.24						
33400-164	CHILD CARE	66,970.48	61,777.00	41,219.00	29,841.35	41,219.00			
33400-168	FIRE ALARM GRANT		15,337.00						
33400-179	USDA MARK TWAIN NDF	46,740.00							
33400-180	VC POOL REHAB	60,643.94	91,356.06						
33400-181	SAVING HISTORY GRANT		3,000.00						
33400-182	DIGITIZE HISTORIC RECORD	5,000.00							
33400-183	NEW REPUBLIC MODERN ERA								
33400-184	RTIA AD CAMPAIGN GRANT								
33400-185	VC VISITOR GUIDE	8,050.00	1,950.00						
33400-186	NEVADA TRAVEL GUIDE VCTC	4,500.00	10,500.00						
33400-187	VCTC INTERNET ADVERTISNG	6,034.25	9,465.75						
33400-188	VCTC STREETSCAPE SIGNAGE		10,000.00						
33400-189	CAP MARKETING PH II		12,000.00						
33400-190	NV PLAN/MISC PRINT GRANT								
33400-191	WASTE ISOLATION HAZMAT	63.00							
33400-192	EMS-UNITED HEALTH GRANT	15,066.00							

FUND 206 FEDERAL/STATE GRANTS

Account #	Account Description	2013 Actual	2014 Actual	2015 Budget	06/2015 To Date	2015 Estimated	2016 Dpt Req	2016 Tentative	2016 Approved
DEPT 206	FEDERAL/STATE GRANTS								
51	SALARY DIRECT EXPENSE								
51010-142	EMERGENCY MANAGEMENT						20,679.00		
510 TOTAL	SALARY DIRECT EXPENSE						20,679.00		
51 TOTAL	SALARY DIRECT EXPENSE						20,679.00		
53	OPERATIONAL EXPENSES								
53300-146	USACE-WASTEWATER SYSTEM	152,429.14							
53300-158	SAFER PPE		12,000.00		12,000.00				
53300-180	VC POOL REHAB	151,309.18	960.82						
533 TOTAL	STATE GRANTS	303,738.32	12,960.82		12,000.00				
53400-103	EQUIPMENT	29,270.86	29,157.45	30,000.00		30,000.00	25,000.00	25,000.00	
53400-104	HMEP-PLANNING-EMG MGT	9,125.00	5,850.00						
53400-105	OPERATION GRANT	4,576.90	3,806.97	4,000.00	313.94	4,000.00	4,000.00		
53400-124	RADAR UNITS GRANT		3,980.00						
53400-125	SIX MILE CANYON DRAINAGE				50,966.00		1,486,717.00		
53400-127	SERC GRANT-EMERGENCY MGT	38,601.02	28,376.25	40,000.00	30,160.00	40,000.00	40,000.00	40,000.00	
53400-128	FUEL MANAGEMENT GRANT FD	5,596.64							
53400-129	CDBG RSVP TRANSPORT		23,447.12		35,437.28				
53400-130	EMERGENCY MGRS WORKSHOP		2,300.66						
53400-132	VC SENIOR CENTER KITCHEN				13,977.33			4,000.00	
53400-133	HAZMAT EXPLO TRAINING	1,950.00	1,950.00	3,000.00	1,950.00	3,000.00	3,000.00	3,000.00	
53400-137	CULTURAL AFFAIR-COURTHSE	114,852.12		58,500.00	43,700.00	58,500.00			
53400-146	USACE-WASTEWATER SYSTEM		60,827.73						
53400-149	UNITED WE STAND	27,907.06	29,874.00	30,000.00	27,095.96	30,000.00		25,000.00	
53400-153	STOP GRANT	47.49-		250.00	6,099.00	250.00	20,000.00		
53400-154	USDA FUELS MANAGEMENT		247,756.87	261,293.00		261,293.00	200,000.00		
53400-155	EECBG - GRANT		114,970.00		90.37				
53400-156	OTS	27,922.75							
53400-159	JAVS CLERK & JOP	11,035.39							
53400-161	LOCKWOOD PARK	4,869.54	2,756.12						
53400-164	CHILD CARE	68,426.62	61,777.00	41,219.00	35,714.50	41,219.00			
53400-168	FIRE ALARM GRANT		14,411.42						
53400-179	USDA MARK TWAIN NDF	7,367.39							
53400-181	SAVING HISTORY GRANT		3,000.00						
53400-182	DIGITIZE HISTORIC RECORD	5,000.00							
53400-185	VC VISITOR GUIDE	10,331.98							
53400-186	NEVADA TRAVEL GUIDE VCTC	2,000.00	9,925.00		5,775.00				
53400-187	VCTC INTERNET ADVERTISNG	8,925.66							
53400-188	VCTC STREETSCAPE SIGNAGE	3,577.78	6,200.00						
53400-189	CAP MARKETING PH II	10,475.00	2,000.00						
53400-190	NV PLAN/MISC PRINT GRANT				2,166.00				
53400-192	EMS-UNITED HEALTH GRANT	34,641.40							
53400-193	RURAL NV CONTINUUM CARE	39,571.42	427.50						
53400-194	EMERGENCY OP'S EXERCISE	2,821.00							
53400-195	WINTER BLUES GRANT		4,439.00						
53400-196	TOUR DE NEZ-VADA GRANT		313.23						

STOREY COUNTY GRANT FUNDING
Fund 206

This is an overview of the grant budget for the Fiscal Year 2015/16. Please see attached spreadsheet for detailed information. Total grant funding that we are anticipating is $2.1 million. There are many unknowns as we go forward because of most of the grants have been applied for but not funded as of this date. We will continue to monitor each of these programs and be as optimistic as possible that funding will come through as anticipated. This grant fund is very dynamic and can change many times throughout the year as we occasionally have opportunities to obtain interim year grants for specific programs of which we generally always take advantage of. We will continue to pursue all grant sources as staffing allows for.

Listed below are the grants by department and those that are highlighted indicating that funding has been committed.

Emergency Management receives various grants throughout the year to support emergency preparedness efforts for training and also support for our emergency response agencies as well as protecting our critical county infrastructure.

Grant Name		Grant	Match
United We Stand	✓	$ 25,000.00	NONE
Emergency Management Performance- J. Curtis	✓	$ 20,679.00	$ 20,679.00
Hazardous Materials Emergency Planning- Fire Shows Reno Training	✓	$ 3,000.00	NONE
State Emergency Response Commission Operations and Equipment		$ 25,000.00	NONE
State Emergency Response Commission Operations and Equipment	✓	$ 4,000.00	NONE
State Emergency Response Commission Fire Shows Reno Coordination	✓	$ 40,000.00	NONE
Six Mile Canyon Drainage Improvement Projects	✓	$ 1,115,037.05	$ 371,679.02

The District Attorney's Office has been successful in receiving funding for the past several years to support a Victim Services unit in their department. The grant funding that they receive goes toward a contract with Community Chest for a Victims Advocate and funds associated supplies. This grant runs from January 1 to December 31 of each year.

Grant Name		Grant	Match
Victim Services STOP Grant	✓	$ 20,000.00	$ 6,667.00 Cash

Fire Department has been successful in obtaining grants through NDF and USDA for Fuel Management Programs throughout the county in the past and has once again applied for these grants as noted below. Please note that funding has not yet been committed for these grants.

Grant Name		Grant	Match
NDF Fuels Reduction Grant	✓	$200,000	
SAFER Grant			

Grants that fall under the Commissioner's office include the following. Please note that on a couple of these grants that I mention below we are acting as a sponsor for a local non-profit to help them further their mission of providing needed services to our residents.

Grant Name		Grant	Match
Historic Preservation	✓	$ 9,780.00	$ 6,520.00 Cash
Community Development Block Grant		$ 289,206.00	$11,444 In kind FD
USDA Rural Development Grants			

VCTC

5/8/2015					
VCTC	**2013-14**	**2014-15**	**2014-15**	**2015-16**	**2015-16**
	Actual	Tentative	Final	Tentative	Final
Revenues	Audit				
Licenses & Permits	48,645	45,800	45,800	49,000	49,000
Intergovernmental Tax	389,177	298,000	300,500	491,000	516,000
Charges for Services	280,876	458,501	458,501	487,750	486,750
Misc Revenue	33,924	75,412	75,412	78,250	98,250
SLE	14,914				
Cap Projects					
Transfer bank balance					
Total Revenues	**767,536**	**877,713**	**880,213**	**1,106,000**	**1,150,000**
Expenditures					
Salary	171,778	244,926	235,937	240,573	249,877
Benefits	75,642	123,085	112,837	121,887	124,143
Service & Supplies	500,042	467,820	468,820	520,250	551,200
Capital Outlay	30,398	17,500	17,500	74,000	49,000
Grant Match	0	62,000	55,500	54,250	54,000
SLE					
Cap Projects	0	125,000	125,000	160,000	160,000
Misc	0	7,500	7,500	8,200	8,500
Total Expense	**777,860**	**1,047,831**	**1,023,094**	**1,179,160**	**1,196,720**
Revenue vs Expense	**-10,324**	**-170,118**	**-142,881**	**-73,160**	**-46,720**
Beginning Fund Bal	615,024	604,700	604,700	461,819	461,819
Ending Fund Bal	604,700	434,582	461,819	388,659	415,099

FUND 230 VC TOURISM COMMISSION

Account #	Account Description	2013 Actual	2014 Actual	2015 Budget	2015 To Date	2015 Estimated	2016 Prelim.	2016 Tentative	2016 Approved
32	LICENSES/PERMITS								
32101-000	MERCHANDISE LICENSES	26,266.50	18,470.75	24,000.00	13,094.50	24,000.00	20,000.00	20,000.00	20,000.00
32102-000	LIQUOR LICENSES	2,032.50	12,174.00	10,000.00	11,955.00	10,000.00	12,000.00	12,000.00	12,000.00
32103-000	GAMING LICENSES - CO	21,284.00	16,050.00	10,000.00	11,460.00	10,000.00	15,000.00	15,000.00	15,000.00
32106-000	CABARET LICENSES	400.00	1,950.00	1,800.00	1,950.00	1,800.00	2,000.00	2,000.00	2,000.00
32	TOTAL ****** LICENSES/PERMITS	49,983.00	48,644.75	45,800.00	38,459.50	45,800.00	49,000.00	49,000.00	49,000.00
33	STATE / FEDERAL REVENUE								
33100-000	STATE GRANTS								
33400-000	FEDERAL GRANTS	27,500.00		40,500.00	1,500.00	40,500.00	56,000.00	56,000.00	56,000.00
33504-000	GAMING LICENSE - STATE	3,605.25	4,228.61	3,000.00	127.42	3,000.00	15,000.00	15,000.00	15,000.00
33511-000	ROOM TAX	129,678.32	165,424.50	135,000.00	101,145.59	135,000.00	150,000.00	150,000.00	155,000.00
33512-000	TOURISM TAX	155,453.12	219,523.15	160,000.00	137,058.37	160,000.00	270,000.00	270,000.00	290,000.00
33	TOTAL ****** STATE / FEDERAL REVENUE	316,236.69	389,176.26	338,500.00	239,831.38	338,500.00	491,000.00	491,000.00	516,000.00
34	CHARGES FOR SERVICES								
34113-000	SPECIAL EVENTS	108,120.79	6,310.00	1,000.00	4,628.00	1,000.00	5,000.00	5,000.00	6,000.00
34113-202	MEMORIALDAY/MOTORCYCLE E	1,608.35	210.00						
34113-203	4TH OF JULY	14,280.64	39,372.58	33,747.00	14,513.95	33,747.00	30,000.00	30,000.00	28,000.00
34113-204	STREET VIBRATION		4,848.00	4,000.00	4,265.00	4,000.00	4,000.00	4,000.00	4,000.00
34113-205	CAMEL RACES	88,526.93	125,902.94	134,678.00	147,068.43	134,678.00	155,000.00	155,000.00	155,000.00
34113-207	OYSTER FRY	23,817.78	26,001.25	22,180.00	1,000.00	22,180.00	28,000.00	28,000.00	28,000.00
34113-208	CHILI COOK-OFF	18,348.92	36,297.33	33,935.00	1,500.00	33,935.00	30,000.00	30,000.00	30,000.00
34113-209	OUTHOUSE RACE	750.00	7,039.00	9,200.00	7,412.06	9,200.00	10,000.00	10,000.00	10,000.00
34113-214	ZOMBIE RUN		1,000.00	250.00	2,115.31	250.00	250.00	250.00	250.00
34113-216	AMERICAN MUSIC FESTIVAL	1,000.00	16,248.35						
34113-217	MUCK FEST		5,313.23	17,000.00	6,922.10	17,000.00	6,000.00	6,000.00	6,000.00
34113-218	VC WINE TOUR	500.00	4,769.14	6,825.00	5,118.50	6,825.00			
34113-219	TASTE OF THE COMSTOCK			15,000.00	8,718.18	15,000.00	15,000.00	15,000.00	15,000.00
34113-225	CHRISTMAS	500.00	7,544.77	10,686.00	7,366.40	10,686.00	6,500.00	6,500.00	6,500.00
34113-226	FATHER-DAUGHTER DAY						8,000.00	8,000.00	8,000.00
34113-228	VALENTINES DAY						4,000.00	4,000.00	4,000.00
34113-231	HALLOWEEN		20.00	30,000.00	11,858.72	30,000.00	6,000.00	6,000.00	6,000.00
34700-000	CAP TICKET SALES	106,532.35	191,000.87	140,000.00	115,088.19	140,000.00	180,000.00	180,000.00	180,000.00
34	TOTAL ****** CHARGES FOR SERVICES	363,985.76	471,877.46	458,501.00	337,574.84	458,501.00	487,750.00	487,750.00	486,750.00
36	MISCELLANEOUS REVENUE								
36100-000	INTEREST EARNINGS	696.68	442.98	750.00		750.00	500.00	500.00	500.00
36203-000	RENTS - COUNTY BUILDINGS		2,126.50	7,912.00	4,391.00	7,912.00	4,500.00	4,500.00	4,500.00
36203-108	GOLD HILL DEPOT			5,500.00	316.50	5,500.00	5,500.00	5,500.00	5,500.00
36203-114	FAIRGROUNDS						3,000.00	3,000.00	3,000.00
36400-000	CONTRIB/DONATIONS PRVTE	4,658.00	4,277.50	5,000.00	2,571.00	5,000.00	4,500.00	4,500.00	4,500.00
36400-108	GOLD HILL DEPOT		969.56						
36500-000	MISC - OTHER	2,302.64	701.89						
36516-000	BUS LIC PENALTIES	507.20	256.69	250.00	150.00	250.00	250.00	250.00	250.00
36700-000	SALES OF GOODS	10,219.72	25,146.93	18,000.00	14,385.16	18,000.00	30,000.00	30,000.00	50,000.00
36700-166	CEMETERY GIN						30,000.00	30,000.00	30,000.00
36	TOTAL ****** MISCELLANEOUS REVENUE	18,384.24	33,922.05	37,412.00	21,813.66	37,412.00	78,250.00	78,250.00	98,250.00
37	INTERFUND TRANSFER								
37500-000	BANK BAL TRANSFER VCTC								
37	TOTAL ****** INTERFUND TRANSFER								
FUND 230	TOTAL ********* VC TOURISM COMMISSION	748,589.69	943,620.52	880,213.00	637,679.38	880,213.00	1,106,000.00	1,106,000.00	1,150,000.00

STOREY COUNTY
ESTIMATED EXPENDITURES FOR 2016

Account #	Account Description	2013 Actual	2014 Actual	2015 Budget	06/2015 To Date	2015 Estimated	2016 Dpt Req	2016 Tentative	2016 Approved
DEPT 230	VC TOURISM COMMISSION								
51	SALARY DIRECT EXPENSE								
51010-000	SALARIES & WAGES	166,963.19	171,004.73	235,937.00	200,336.16	235,937.00	240,573.00	240,573.00	249,877.00
51011-000	OVERTIME		772.99		87.06				
510 TOTAL	SALARY DIRECT EXPENSE	166,963.19	171,777.72	235,937.00	200,423.22	235,937.00	240,573.00	240,573.00	249,877.00
51 TOTAL	SALARY DIRECT EXPENSE	166,963.19	171,777.72	235,937.00	200,423.22	235,937.00	240,573.00	240,573.00	249,877.00
52	FRINGE BENEFITS								
52010-000	PERS	32,016.93	38,467.47	56,282.00	45,886.65	56,282.00	60,744.00	60,774.00	63,349.00
52011-000	PACT	5,300.07	5,258.85	12,756.00	5,981.48	12,756.00	12,794.00	12,794.00	13,075.00
52012-000	HEALTH INSURANCE	26,022.41	27,899.49	40,378.00	32,812.06	40,378.00	43,271.00	43,271.00	42,536.00
52013-000	MEDICARE	2,225.88	2,531.42	3,421.00	2,906.12	3,421.00	3,488.00	3,488.00	3,623.00
52014-000	SOCIAL SECURITY	1,016.20	1,486.33		1,089.78		1,560.00	1,560.00	1,560.00
520 TOTAL	FRINGE BENEFITS	66,581.49	75,643.56	112,837.00	88,676.09	112,837.00	121,857.00	121,887.00	124,143.00
52 TOTAL	FRINGE BENEFITS	66,581.49	75,643.56	112,837.00	88,676.09	112,837.00	121,857.00	121,887.00	124,143.00
53	OPERATIONAL EXPENSES								
53010-000	POSTAGE	7,709.52	8,990.69	9,000.00	8,852.13	9,000.00	9,000.00	9,000.00	9,000.00
53011-000	OFFICE SUPPLIES	4,608.55	6,190.45	4,500.00	5,982.21	4,500.00	6,000.00	6,000.00	6,000.00
53012-000	TELEPHONE	2,549.24	2,003.99	2,500.00	457.38	2,500.00	2,000.00	2,000.00	2,000.00
53013-000	TRAVEL	3,069.57	4,033.12	5,000.00	3,553.71	5,000.00	7,000.00	7,000.00	7,000.00
53014-000	DUES & SUBSCRIP.	535.57	1,911.52	1,030.00	772.29	1,030.00	1,300.00	1,300.00	2,500.00
53016-000	EQUIPMENT MAINTENANCE	8,458.61	6,699.29	2,500.00	2,651.41	2,500.00	2,500.00	2,500.00	2,500.00
53022-000	UTILITIES	5,131.39	5,509.22	5,000.00	5,868.31	5,000.00	6,000.00	6,000.00	6,000.00
53022-108	GOLD HILL DEPOT		2,012.75	3,240.00	2,785.84	3,240.00	3,200.00	3,200.00	3,500.00
53022-114	FAIRGROUNDS						500.00	500.00	500.00
53027-000	RENTS AND LEASES	3,985.45	4,197.47	4,000.00	3,443.92	4,000.00	4,100.00	4,100.00	4,000.00
53027-108	GOLD HILL DEPOT		374.04-						
53027-114	FAIRGROUNDS						4,500.00	4,500.00	4,500.00
53029-000	TRAINING	571.73	1,149.00	1,000.00	99.00	1,000.00	1,000.00	1,000.00	1,000.00
53030-000	AUTO MAINTENANCE	976.44	560.00	1,000.00	482.79	1,000.00	1,000.00	1,000.00	1,000.00
53031-000	BANK CHARGES		4,147.68	5,200.00	3,362.62	5,200.00	4,000.00	4,000.00	4,000.00
53040-000	GAS & DIESEL	456.21	915.12	1,500.00	311.81	1,500.00	1,000.00	1,000.00	1,000.00
53057-000	BUILDING MAINTENANCE	682.92	535.73	2,000.00	665.94	2,000.00	2,000.00	2,000.00	2,000.00
53057-108	GOLD HILL DEPOT		2,339.14	1,850.00	2,792.70	1,850.00	2,500.00	2,500.00	2,500.00
53057-114	FAIRGROUNDS				753.22		2,500.00	2,500.00	2,500.00
53060-000	SPECIAL EVENT FUNDING	23,081.59	50,010.05	12,500.00	35,016.74	12,500.00	18,000.00	18,000.00	30,500.00
53060-201	GRAND PRIX MOTOCYCL RACE		2,500.00						
53060-202	MEMORIALDAY/MOTORCYCLE E	2,033.08	138.95						
53060-203	4TH OF JULY	24,614.33	12,615.58	25,669.00	10,179.11	25,669.00	28,000.00	28,000.00	27,000.00
53060-204	STREET VIBRATION		10,294.60	10,000.00	9,798.09	10,000.00	10,000.00	10,000.00	10,000.00
53060-205	CAMEL RACES	102,102.49	127,186.94	103,744.00	109,962.28	103,744.00	125,000.00	125,000.00	125,000.00
53060-207	OYSTER FRY	24,345.06	26,247.81	19,390.00	22,421.00	19,390.00	22,500.00	22,500.00	22,500.00
53060-208	CHILI COOK-OFF	27,802.64	3,204.07	32,485.00	28,675.00	32,485.00	28,000.00	28,000.00	28,000.00
53060-209	OUTHOUSE RACE	6,469.96	8,169.62	8,800.00	9,413.00	8,800.00	10,000.00	10,000.00	10,000.00

FUND 230 VC TOURISM COMMISSION

Account #	Account Description	2013 Actual	2014 Actual	2015 Budget	06/2015 To Date	2015 Estimated	2016 Dpt Req	2016 Tentative	2016 Approved
53060-214	ZOMBIE RUN		3,445.00	2,500.00	5,812.88	2,500.00	2,500.00	2,500.00	2,500.00
53060-216	AMERICAN MUSIC FESTIVAL	6,250.00	41,477.30						
53060-217	MUCK FEST		8,852.00	14,000.00	6,650.00	14,000.00	6,000.00	6,000.00	6,000.00
53060-218	VC WINE TOUR		7,115.00	6,825.00	120.00	6,825.00			
53060-219	TASTE OF THE COMSTOCK			12,000.00	9,772.88	12,000.00	10,000.00	10,000.00	10,000.00
53060-225	CHRISTMAS	7,574.77	15,151.10	10,615.00	12,035.18	10,615.00	6,000.00	6,000.00	6,000.00
53060-226	FATHER-DAUGHTER DAY						7,500.00	7,500.00	7,500.00
53060-228	VALENTINES DAY				2,688.39		3,000.00	3,000.00	3,000.00
53060-231	HALLOWEEN		1,090.98	26,000.00	25,865.63	26,000.00	5,000.00	5,000.00	5,000.00
53060-403	EVENT SPONSOR *DEFUNCT*	3,234.98-							
53060-404	DUES & SUBSCRIP *DEFUNCT	1,330.00							
53060-406	ENTERTAINMENT *DEFUNCT*	315.58							
53060-407	TRADE SHOW FEES *DEFUNCT	14.00							
53060-409	CAP *DEFUNCT*	300.00-							
53060-423	BILLBOARD-VCTC *DEFUNCT*	1,449.25-							
53060-424	INTERNET-VCTC *DEFUNCT*	3,280.92							
53061-000	VISITOR CENTER EXPENSES	6,940.98	10,307.43	7,500.00	14,417.67	7,500.00	15,000.00	15,000.00	15,000.00
53061-166	CEMETERY GIN				350.00		20,000.00	20,000.00	38,000.00
53062-000	TRANSPORTATION	3,250.00	8,850.00	11,500.00	7,150.00	11,500.00	11,500.00	11,500.00	11,500.00
53062-411	OP SUPPLIES * DEFUNCT *	16.98							
53064-000	DOCENT PROGRAM	4,984.02	3,406.99	4,000.00	2,376.58	4,000.00	4,000.00	4,000.00	4,000.00
53065-000	ENTERTAINMENT	230.63	195.83	2,000.00	417.12	2,000.00	1,500.00	1,500.00	1,500.00
53065-401	FAM TOURS-HOSPITALITY	2,357.53	3,996.36	3,500.00	1,920.34	3,500.00	3,500.00	3,500.00	3,500.00
53066-000	TRADE SHOW EXPENSES	9,490.03	8,619.57	5,590.00	4,917.24	5,590.00	6,900.00	6,900.00	7,000.00
53070-000	PROFESSIONAL SERVICES	38,565.22	48,318.00	49,220.00	51,195.75	49,220.00	70,000.00	70,000.00	70,000.00
53074-000	PROMOTER COMMISSIONS			45,962.00		45,962.00	38,000.00	38,000.00	38,000.00
53074-203	4TH OF JULY				338.35				
53074-205	CAMEL RACES				33,922.02				
53074-218	VC WINE TOUR				3,213.54				
53074-219	TASTE OF THE COMSTOCK				2,092.41				
53090-000	AUDIT/BUDGET		2,000.00	2,000.00	2,500.00	2,000.00	5,000.00	5,000.00	5,000.00
530 TOTAL	SERVICES & SUPPLIES	328,800.78	454,014.31	465,120.00	456,056.48	465,120.00	517,000.00	517,000.00	548,000.00
53401-000	GRANT - MATCH		75.40	17,500.00		17,500.00			
53401-185	VC VISITOR GUIDE	3,181.30							
53401-186	NEVADA TRAVEL GUIDE VCTC	4,500.00	4,817.00		1,000.00				
53401-187	VCTC INTERNET ADVERTISNG		5,585.45						
53401-188	VCTC STREETSCAPE SIGNAGE		175.00						
53401-189	CAP MARKETING PH II		7,325.00						
53401-190	NV PLAN/MISC PRINT GRANT				108.75				
53401-195	WINTER BLUES GRANT		62.00						
53401-197	FAM TOUR GRANT		661.88						
534 TOTAL	FEDERAL GRANTS	7,681.30	18,701.73	17,500.00	1,108.75	17,500.00			
53511-000	ROOM TAX		95.34		459.67		750.00	750.00	700.00
535 TOTAL	STATE SHARED		95.34		459.67		750.00	750.00	700.00
53602-000	PRINT ADVERTISING	10,172.67	10,012.27	22,300.00	16,258.27	22,300.00	24,500.00	24,500.00	24,500.00
53604-000	TV ADVERTISING	6,550.00					2,000.00	2,000.00	2,000.00
53606-000	RADIO ADVERTISING	1,785.00	225.00				1,500.00	1,500.00	1,500.00
53608-000	BILLBOARD ADVERTISING	11,274.75	8,675.88	12,400.00	9,293.50	12,400.00	12,000.00	12,000.00	12,000.00

Account #	Account Description	2013 Actual	2014 Actual	2015 Budget	06/2015 To Date	2015 Estimated	2016 Dpt Req	2016 Tentative	2016 Approved
53609-000	SOCIAL MEDIA / INTERNET		954.96	7,000.00	19,443.01	7,000.00	14,250.00	14,250.00	14,000.00
536 TOTAL	MARKETING	29,782.42	19,868.11	41,700.00	44,994.78	41,700.00	54,250.00	54,250.00	54,000.00
53 TOTAL	OPERATIONAL EXPENSES	366,264.50	492,679.49	524,320.00	502,619.68	524,320.00	572,000.00	572,000.00	602,700.00
54	GENERAL GOVERNMENT								
54010-000	CAPITAL OUTLAY	971.00	30,397.70	15,000.00	96,712.68	15,000.00	74,000.00	74,000.00	49,000.00
540 TOTAL	CAPITAL OUTLAY	971.00	30,397.70	15,000.00	96,712.68	15,000.00	74,000.00	74,000.00	49,000.00
54160-000	COMPUTER EQUIPMENT		62.77	2,500.00	4,426.18	2,500.00	2,500.00	2,500.00	2,500.00
541 TOTAL	EQUIPMENT ADMINISTRATION		62.77	2,500.00	4,426.18	2,500.00	2,500.00	2,500.00	2,500.00
54 TOTAL	GENERAL GOVERNMENT	971.00	30,460.47	17,500.00	101,138.86	17,500.00	76,500.00	76,500.00	51,500.00
56	MISCELLANEOUS								
56504-000	MEETING EXPENSE	408.83	659.43	1,000.00	2,680.62	1,000.00	1,500.00	1,500.00	1,500.00
56506-000	COMMISSARY	30.13							
565 TOTAL	MISCELLANEOUS	438.96	659.43	1,000.00	2,680.62	1,000.00	1,500.00	1,500.00	1,500.00
56600-000	INSURANCE PREMIUM	6,399.87	6,640.76	6,500.00	212.50	6,500.00	6,700.00	6,700.00	7,000.00
566 TOTAL	INSURANCE EXPENSE	6,399.87	6,640.76	6,500.00	212.50	6,500.00	6,700.00	6,700.00	7,000.00
56700-000	CAP VENUE REIMBURSEMENT	54,015.03	176,086.84	125,000.00	123,520.10	125,000.00	160,000.00	160,000.00	160,000.00
567 TOTAL		54,015.03	176,086.84	125,000.00	123,520.10	125,000.00	160,000.00	160,000.00	160,000.00
56 TOTAL	MISCELLANEOUS	60,853.86	183,387.03	132,500.00	126,413.22	132,500.00	168,200.00	168,200.00	168,500.00
DEPT 230 TOTAL	VC TOURISM COMMISSION	661,634.04	953,948.27	1,023,094.00	1,019,271.07	1,023,094.00	1,179,130.00	1,179,160.00	1,196,720.00
Net Rev to Expense	Fund: 230	17,311.27-	10,323.75-		114,948.35-				

VIRGINIA CITY
TOURISM COMMISSION
BUDGET 2015-2016

230
REVENUE FUND

REVENUE				**$ 1,150,000.00**
32101-000	**Merchandise Licenses**		$ 20,000.00	
32102-000	**Liquor Licenses**		$ 12,000.00	
32103-000	**Gaming Licenses - County**		$ 15,000.00	
			$ -	
32106-000	**Cabaret Licenses**		$ 2,000.00	
33400-000	**State Grants**		$ 56,000.00	
33504-000	**Gaming License - State**		$ 15,000.00	
33511-000	**Room Tax**		$ 155,000.00	
	(Three year average $155,000)		$ -	
33512-000	**Tourism Tax**		$ 290,000.00	
	(Three year average $218,000)		$ -	
34113-000	**Special Events**		$ 306,750.00	
	34113-000 Misc	$ 6,000.00		
	34113-203 4th of July	$ 28,000.00		
	53060-204 Street Vibrations	$ 4,000.00		
	34113-205 Camel Races	$ 155,000.00		
	34113-207 Oyster Fry	$ 28,000.00		
	34113-208 Chili Cook-Off	$ 30,000.00		
	34113-209 Outhouse Races	$ 10,000.00		
	34113-214 Zombie	$ 250.00		
	34113-217 Comstock MuckFest	$ 6,000.00		
	34113-219 Taste of the Comstock (x2)	$ 15,000.00		
	34113-225 Christmas on the Comstock	$ 6,500.00		
	34113-226 Father/Daughter	$ 8,000.00		
	34113-228 Devil Made Me Do It (Valentines)	$ 4,000.00		
	34113-231 Halloween	$ 6,000.00		
34700-000	**CAP Ticket Sales**		$ 180,000.00	
	"Gross"			
36100-000	**Interest Earnings**		$ 500.00	
36203-000	**Payments & Royalties**		$ 4,500.00	
	Billboard lease @ $293.00 per month ($586/2)	$ 3,500.00		
	Bowlers Coupon Program	$ -		
	ATM Income	$ 1,000.00		
36203-108	**Rents/County Buildings/Gold Hill Depot**		$ 5,500.00	
36203-114	**Rents/County Buildings/Fairgrounds**		$ 3,000.00	
36400-000	**Contributions/Donations Prvte**		$ 4,500.00	
	Restroom Dontations			
36500-000	**Misc - Other**		$ -	
36516-000	**Bus Lic Penalties**		$ 250.00	
36700-000	**Merchandise Sales**		$ 30,000.00	
36700-166	**Cemetary Gin**		$ 50,000.00	
	Visitor Center Net Proceeds			

EXPENSE TOTALS					**$1,196,700.00**
51010-000	**Salaries/Benefits**				**$374,000.00**
		Plus 10% Insurance Premium			
		Plus 2% PERS			
53010-000	**Postage**				**$9,000.00**
		Mailing visitor information			
		Certified Folder Distribution			
53011-000	**Office/Operating Supplies**				**$6,000.00**
		Basic Office Supplies for all departments		Operating Supplies:	
		Furniture		Restroom supplies	
		Office Equipment		Tape (CC Machines, sales, etc.)	
				Cleaning supplies	
				Commissary (Coffee, Lemonade, Popcorn, etc.)	
53012-000	**Telephones**				**$2,000.00**
		All Telephone lines, and Long Distance			
		Including $100 per month for Cell Phones			
53013-000	**Travel Expense**				**$7,000.00**
		LA Travel Show		$1,000.00	
		Bay Area Show		$2,000.00	
		Small Meeting Market Conference (SMMC)		$4,000.00	
		(Lodging, Cab/Shuttle, Airfaire, Parking)			
		Personal Meals (Does not include meetings)			
53014-000	**Dues/Fees and Subscriptions**				**$2,500.00**
		Trade Mark Registration (3 trademarks expire FY 15/16 @ $100)		$400.00	
		RTT Meeting expenses		$400.00	
		Misc.		$500.00	
		Internet Hosting		$1,200.00	
53016-000	**Computer Equipment Maintenance**				**$2,500.00**
		IT			
		Software/Software Licenses			
53022-000	**Utilities**				**$6,000.00**
		Electric			
		Propane			
		Water			
53022-108 Gold Hill Depot	**Utilities**	Power	$70 x 12	$800.00	**$3,500.00**
		Water	$60 x 12	$700.00	
		Telephone	$140 x 12	$1,700.00	
53022-114 Fairgrounds	**Utilities**	Water			**$500.00**
53027-000	**Rents/Lease/Purchase**				**$4,000.00**
		Cannon Copy Machine		$3,500.00	
		Pitney Bowes Postage Machine		$500.00	
		Misc.		$100.00	
53027-114 Fairgrounds	**Rents/Lease/Purchase**				**$4,500.00**
		Cost of Leasing the property ($4k built in Camel budget)			
53029-000	**Training**				**$1,000.00**
		Education			
		Succession & Planning			
53030-000	**Auto Repairs/Maintenance**				**$1,000.00**
		1-Company Vehicle			
53031-000	**Bank Charges (Visitor Center Sales-Credit Card Fees)**				**$4,000.00**
53040-000	**Gas & Diesel**				**$1,000.00**
		1-Company Vehicle			
53057-000	**Building/Repairs & Maintenance**				**$2,000.00**
		Boardwalk repairs	Window Cleaning/repairs etc.		
		Painting			
		Basic repairs			
		Maintenance, etc.			

53057-108 Gold Hill Depot	**Building/Repairs & Maintenance**			**$2,500.00**
	All Maintenance			
53057-114 Fairgrounds	**Building/Reprairs & Maintenance**			**$2,500.00**
	All Maintenance/Ground Work, etc.			
53060-000	**Special Event Funding**			**$30,500.00**
	Flashback Fridays		$2,500.00	
	Hot August Nights		$15,000.00	
	Civil War Days		$1,500.00	
	Misc. Special Events	(Rock the Comstock, Governor's Ball, etc.)	$2,500.00	
	Parade Expenses	(Stand Alone Parades/Toilets/Announcers)	$1,000.00	
	C Street Banners	13 @ $50.00 + Repairs	$1,000.00	
	Grand Prix		$2,500.00	
	Virginia & Truckee RR	(Thomas Train/Zombie Train)	$3,000.00	
	Wild Horse Faire		$1,500.00	
53060-203	4th of July			**$27,000.00**
53060-204	Street Vibrations (Sponsorship, Restrooms, Garbage)			**$10,000.00**
53060-205	Camel Races			**$125,000.00**
53060-207	Oyster Fry			**$22,500.00**
53060-208	Chili Cook-Off			**$28,000.00**
53060-209	Outhouse Races			**$10,000.00**
53060-214	Zombie			**$2,500.00**
53060-217	Comstock Muck Fest			**$6,000.00**
53060-219	Taste of the Comstock (x2)			**$10,000.00**
53060-225	Christmas on the Comstock			**$6,000.00**
53060-226	Father-Daughter Day			**$7,500.00**
53060-228	Devil Made Me Do It (Valentines)			**$3,000.00**
53060-231	Halloween			**$5,000.00**
53061-000	**Merchandise Expense**			**$15,000.00**
	Gift Shop			
53061-166	Cemetary Gin	Creative, bottles, product		**$38,000.00**
53062-000	**Transportation**			**$11,500.00**
	Carl Kuttel/Trolley			
53064-000	**Docent Program**			**$4,000.00**
	Special docent appearance fees, gratuities, lunches, etc.			
53065-000	**Entertainment; VIP's, etc.**			**$1,500.00**
	Drinks			
	Meals			
53065-401	**FAM Tours**			**$3,500.00**
	Lodging			
	Meals			
	Entertainment			
53066-000	**Trade Show Registration**			**$7,000.00**
	Governor's Conference		$1,000.00	
	Rural Roundup		$500.00	
	Bay Area Travel Show		$1,500.00	
	Collateral/Give-a ways		$1,000.00	
	Small Meeting Market Conference (SMMC)		$3,000.00	
53070-000	**Professional Services**			**$70,000.00**
	Regional Air Service Committee (RASC)		$10,000.00	
	RAD Strategies Inc ($10,000 from GRANT)		$28,500.00	
	Liquid Blue Events Retainer (12 mo. @ $2185)		$27,000.00	
	Development of Camel arena & Fairgrounds		$4,500.00	
	Professional Consultations, Retainers, & Contracted Services, etc.			
53074-000	**Promoter Commissions**			**$38,000.00**
	LBE Special Event Commissions			
53074-205	Camel Races			
53074-219	Taste of the Comstock			
53090-000	**Audit**	Possible separate financial audit?		**$5,000.00**
53511	**State Room Tax Fee**			**$700.00**

53602-000	**Print Advertising**		**$24,500.00**
	Comstock Chronicle	$250.00	
	Virginia City News	$250.00	
	Reno Tahoe Getaway Planner	$1,000.00	
	Reno Tahoe Guestbook	$3,000.00	
	SKI Winter Guide	$1,000.00	
	USBC Coupon, Pins	$500.00	
	NV Visitor Guide	$3,000.00	
	NV Magazine	$4,000.00	
	Nataqua News	$1,500.00	
	Virginia City Visitor Guide	$4,000.00	
	Event & CAP Rack Cards	$1,000.00	
	MeetinVC.com	$2,500.00	
	General Creative Design	$2,500.00	
53604-000	**Television Advertising**		
	General TV Only		**$2,000.00**
53606-000	**Radio Advertising**		**$1,500.00**
	General Only		
53608-000	**Outdoor Advertising (Billboard)**		**$12,000.00**
	Mound House ($586 x 12-Reimbursment w/ partnership)	$7,000.00	
	Board Re-Design and new Vynal	$2,000.00	
	North Virginia City Billboard	$3,000.00	
53609-000	**On-Line Advertising**		**$14,000.00**
	Facebook	$1,000.00	
	Google Ad words	$5,000.00	
	Comstock Lift Ticket	$5,000.00	
	USBC Newsletter	$750.00	
	MeetinVC.com	$2,250.00	
54010-000	**CAPITAL OUTLAY**		**$49,000.00**
	CRYSTAL BAR	$0.00	
	Improvements		
	GOLD HILL DEPOT	$4,000.00	
	Tables & Chairs, Stage		
	FAIRGROUNDS		
	Seating / Panels	$35,000.00	
	BLACK & HOWELL		
	Artifacts	$0.00	
	Demo and Design	$10,000.00	
54160-000	**Computer Equipment**		**$2,500.00**
56504-000	**Meeting Expenses**		**$1,500.00**
	Food, Bev, Shar-if / Merchant's Mixer, etc.		
56600-000	**Insurance Premiums**		**$7,000.00**
56700-000	**CAP Venue Reimbursement**		**$160,000.00**
TOTAL OPERATING / MARKETING EXPENSES:			**$1,196,700.00**

Virginia City Tourism Commission
PO BOX 920
VIRGINIA CITY, NEVADA 89440
Phone 775-847-7500
Fax 775-847-7507

March 20, 2015

Subject: 2015-2016 Budget Summary

Commissioners:

Request for approval of purposed **Virginia City Tourism Commission's** FY2015-16 Tentative Budget

OVERVIEW:

As you know, Storey County's fair and recreation board (Virginia City Tourism Commission) primary role is to market Virginia City as a year-round destination. With that, the staff of four full time and two part time employees manage all tourism related items including special events, advertising, outside contractors, and the Crystal Bar / Visitor Center. The following purposed FY15-16 tentative budget was reviewed and approved by the VCTC board on Thursday, March 12th, 2015.

This budget reflects projected revenues in the amount of $1,106,000 and expenses in the amount of $1,179,200. The budgeted difference is -$73,200, which is directly related to $74,000 in estimated Capital Outlay projects. These projects include development of the new Virginia City Fairgrounds, Black n Howell Visitor Center, and equipment for the newly remodeled Gold Hill Depot.

CONCLUSION:

With a projected beginning fund balance of $520,226 for FY2015-16, the VCTC board feels this projected deficit falls well within the Dept. of Taxations guidelines.

STAFF RECOMMENDATION:

Approve purposed tentative FY2015-16 budget for the Virginia City Tourism Commission

VIRGINIA CITY
TOURISM COMMISSION
BUDGET 2015-2016

230
REVENUE FUND

REVENUE				**$ 1,106,000.00**
32101-000	**Merchandise Licenses**		$ 20,000.00	
32102-000	**Liquor Licenses**		$ 12,000.00	
32103-000	**Gaming Licenses - County**		$ 15,000.00	
			$ -	
32106-000	**Cabaret Licenses**		$ 2,000.00	
33400-000	**State Grants**		$ 56,000.00	
33504-000	**Gaming License - State**		$ 15,000.00	
33511-000	**Room Tax**		$ 150,000.00	
	(Three year average $155,000)		$ -	
33512-000	**Tourism Tax**		$ 270,000.00	
	(Three year average $218,000)		$ -	
34113-000	**Special Events**		$ 307,750.00	
	34113-000 Misc	$ 5,000.00		
	34113-203 4th of July	$ 30,000.00		
	53060-204 Street Vibrations	$ 4,000.00		
	34113-205 Camel Races	$ 155,000.00		
	34113-207 Oyster Fry	$ 28,000.00		
	34113-208 Chili Cook-Off	$ 30,000.00		
	34113-209 Outhouse Races	$ 10,000.00		
	34113-214 Zombie	$ 250.00		
	34113-217 Comstock MuckFest	$ 6,000.00		
	34113-219 Taste of the Comstock (x2)	$ 15,000.00		
	34113-225 Christmas on the Comstock	$ 6,500.00		
	34113-226 Father/Daughter	$ 8,000.00		
	34113-228 Devil Made Me Do It (Valentines)	$ 4,000.00		
	34113-231 Halloween	$ 6,000.00		
34700-000	**CAP Ticket Sales**		$ 180,000.00	
	"Gross"			
36100-000	**Interest Earnings**		$ 500.00	
36203-000	**Payments & Royalties**		$ 4,500.00	
	Billboard lease @ $293.00 per month ($586/2)	$ 3,500.00		
	Bowlers Coupon Program	$ -		
	ATM Income	$ 1,000.00		
36203-108	**Rents/County Buildings/Gold Hill Depot**		$ 5,500.00	
36203-114	**Rents/County Buildings/Fairgrounds**		$ 3,000.00	
36400-000	**Contributions/Donations Prvte**		$ 4,500.00	
	Restroom Dontations			
36500-000	**Misc - Other**		$ -	
36516-000	**Bus Lic Penalties**		$ 250.00	
36700-000	**Merchandise Sales**		$ 30,000.00	
36700-166	**Cemetary Gin**		$ 30,000.00	
	Visitor Center Net Proceeds			

Virginia City
Tourism Commission
2015-16 Budget

Total Requested Grants	$56,000.00
Total Match	$28,000.00

Google Search / Digital Marketing Campaign (1st cycle)

			Requesting	$5,000.00
			Match	$2,500.00
MATCH	$1,000.00	Professional Services	Total Spend	$7,500.00
	$1,500.00	On Line		
	$2,500.00			

PRINT: VC, NV Mag, WHERE (1st cycle)

			Requesting	$8,000.00
			Match	$4,000.00
MATCH	$1,000.00	Print	Total Spend	$12,000.00
	$3,000.00	Postage (Certified)		
	$4,000.00			

MeetInVC.com (1st cycle)

			Requesting	$15,000.00
			Match	$7,500.00
MATCH	$3,000.00	Print	Total Spend	$22,500.00
	$4,500.00	On-Line		
	$7,500.00			

PR / Social Support (1st Cycle)

			Requesting	$10,000.00
			Match	$5,000.00
MATCH	$4,000.00	Professional Services	Total Spend	$15,000.00
	$1,000.00	On-Line		
	$5,000.00			

MeetInVC.com (2nd Cycle)

			Requesting	$10,000.00
			Match	$5,000.00
MATCH	$2,000.00	Print	Total Spend	$15,000.00
	$3,000.00	On-Line		
	$5,000.00			

Google Search / Digital Marketing Campaign (2nd Cycle)

			Requesting	$5,000.00
			Match	$2,500.00
MATCH	$1,000.00	Professional Services	Total Spend	$7,500.00
	$1,500.00	On-Line		
	$2,500.00			

Comstock Lift Ticket (2nd Cycle)

			Requesting	$3,000.00
			Match	$1,500.00
MATCH	$500.00	Print	Total Spend	$4,500.00
	$1,000.00	On-Line		
	$1,500.00			

EXPENSE TOTALS					**$1,179,200.00**
51010-000	**Salaries/Benefits**				**$362,500.00**
		Plus 10% Insurance Premium			
		Plus 2% PERS			
53010-000	**Postage**				**$9,000.00**
		Mailing visitor information			
		Certified Folder Distribution			
53011-000	**Office/Operating Supplies**				**$6,000.00**
		Basic Office Supplies for all departments	Operating Supplies:		
		Furniture	Restroom supplies		
		Office Equipment	Tape (CC Machines, sales, etc.)		
			Cleaning supplies		
			Commissary (Coffee, Lemonade, Popcorn, etc.)		
53012-000	**Telephones**				**$2,000.00**
		All Telephone lines, and Long Distance			
		Including $100 per month for Cell Phones			
53013-000	**Travel Expense**				**$7,000.00**
		LA Travel Show		$1,000.00	
		Bay Area Show		$2,000.00	
		Small Meeting Market Conference (SMMC)		$4,000.00	
		(Lodging, Cab/Shuttle, Airfaire, Parking)			
		Personal Meals (Does not include meetings)			
53014-000	**Dues/Fees and Subscriptions**				**$1,300.00**
		Trade Mark Registration (3 trademarks expire FY 15/16 @ $100)		$400.00	
		RTT Meeting expenses		$400.00	
		Misc.		$500.00	
53016-000	**Computer Equipment Maintenance**				**$2,500.00**
		IT			
		Software/Software Licenses			
53022-000	**Utilities**				**$6,000.00**
		Electric			
		Propane			
		Water			
53022-108 Gold Hill Depot	**Utilities**	Power	$70 x 12	$800.00	**$3,200.00**
		Water	$60 x 12	$700.00	
		Telephone	$140 x 12	$1,700.00	
53022-114 Fairgrounds	**Utilities**	Water			**$500.00**
53027-000	**Rents/Lease/Purchase**				**$4,100.00**
		Cannon Copy Machine		$3,500.00	
		Pitney Bowes Postage Machine		$500.00	
		Misc.		$100.00	
53027-114 Fairgrounds	**Rents/Lease/Purchase**				**$4,500.00**
		Cost of Leasing the property ($4k built in Camel budget)			
53029-000	**Training**				**$1,000.00**
		Education			
		Succession & Planning			
53030-000	**Auto Repairs/Maintenance**				**$1,000.00**
		1-Company Vehicle			
53031-000	**Bank Charges (Visitor Center Sales-Credit Card Fees)**				**$4,000.00**
53040-000	**Gas & Diesel**				**$1,000.00**
		1-Company Vehicle			
53057-000	**Building/Repairs & Maintenance**				**$2,000.00**
		Boardwalk repairs	Window Cleaning/repairs etc.		
		Painting			
		Basic repairs			
		Maintenance, etc.			

53057-108 Gold Hill Depot	**Building/Repairs & Maintenance**			**$2,500.00**
	All Maintenance			
53057-114 Fairgrounds	**Building/Reprairs & Maintenance**			**$2,500.00**
	All Maintenance/Ground Work, etc.			
53060-000	**Special Event Funding**			**$18,000.00**
	Flashback Fridays		$2,500.00	
	Hot August Nights		$2,500.00	
	Civil War Days		$1,500.00	
	Misc. Special Events	(Rock the Comstock, Governor's Ball, etc.)	$2,500.00	
	Parade Expenses	(Stand Alone Parades/Toilets/Announcers)	$1,000.00	
	C Street Banners	13 @ $50.00 + Repairs	$1,000.00	
	Grand Prix		$2,500.00	
	Virginia & Truckee RR	(Thomas Train/Zombie Train)	$3,000.00	
	Wild Horse Faire		$1,500.00	
53060-203	4th of July			**$28,000.00**
53060-204	Street Vibrations (Sponsorship, Restrooms, Garbage)			**$10,000.00**
53060-205	Camel Races			**$125,000.00**
53060-207	Oyster Fry			**$22,500.00**
53060-208	Chili Cook-Off			**$28,000.00**
53060-209	Outhouse Races			**$10,000.00**
53060-214	Zombie			**$2,500.00**
53060-217	Comstock Muck Fest			**$6,000.00**
53060-219	Taste of the Comstock (x2)			**$10,000.00**
53060-225	Christmas on the Comstock			**$6,000.00**
53060-226	Father-Daughter Day			**$7,500.00**
53060-228	Devil Made Me Do It (Valentines)			**$3,000.00**
53060-231	Halloween			**$5,000.00**
53061-000	**Merchandise Expense**			**$15,000.00**
	Gift Shop			
53061-166	Cemetary Gin Creative, bottles, product			**$20,000.00**
53062-000	**Transportation**			**$11,500.00**
	Carl Kuttel/Trolley			
53064-000	**Docent Program**			**$4,000.00**
	Special docent appearance fees, gratuities, lunches, etc.			
53065-000	**Entertainment; VIP's, etc.**			**$1,500.00**
	Drinks			
	Meals			
53065-401	**FAM Tours**			**$3,500.00**
	Lodging			
	Meals			
	Entertainment			
53066-000	**Trade Show Registration**			**$6,900.00**
	Governor's Conference		$1,000.00	
	Rural Roundup		$400.00	
	Bay Area Travel Show		$1,500.00	
	Collateral/Give-a ways		$1,000.00	
	Small Meeting Market Conference (SMMC)		$3,000.00	
53070-000	**Professional Services**			**$70,000.00**
	Regional Air Service Committee (RASC)		$10,000.00	
	RAD Strategies Inc ($10,000 from GRANT)		$28,500.00	
	Liquid Blue Events Retainer (12 mo. @ $2185)		$27,000.00	
	Development of Camel arena & Fairgrounds		$4,500.00	
	Professional Consultations, Retainers, & Contracted Services, etc.			
53074-000	**Promoter Commissions**			**$38,000.00**
	LBE Special Event Commissions			
53074-205	Camel Races			
53074-219	Taste of the Comstock			
53090-000	**Audit**	Possible separate financial audit?		**$5,000.00**
53511	**State Room Tax Fee**			**$750.00**

53602-000	**Print Advertising**		**$24,500.00**
	Comstock Chronicle	$250.00	
	Virginia City News	$250.00	
	Reno Tahoe Getaway Planner	$1,000.00	
	Reno Tahoe Guestbook	$3,000.00	
	SKI Winter Guide	$1,000.00	
	USBC Coupon, Pins	$500.00	
	NV Visitor Guide	$3,000.00	
	NV Magazine	$4,000.00	
	Nataqua News	$1,500.00	
	Virginia City Visitor Guide	$4,000.00	
	Event & CAP Rack Cards	$1,000.00	
	MeetinVC.com	$2,500.00	
	General Creative Design	$2,500.00	
53604-000	**Television Advertising**		
	General TV Only		**$2,000.00**
53606-000	**Radio Advertising**		**$1,500.00**
	General Only		
53608-000	**Outdoor Advertising (Billboard)**		**$12,000.00**
	Mound House ($586 x 12-Reimbursment w/ partnership)	$7,000.00	
	Board Re-Design and new Vyna!	$2,000.00	
	North Virginia City Billboard	$3,000.00	
53609-000	**On-Line Advertising**		**$14,250.00**
	Facebook	$1,000.00	
	Google Ad words	$5,000.00	
	Comstock Lift Ticket	$5,000.00	
	USBC Newsletter	$750.00	
	MeetinVC.com	$2,500.00	
54010-000	**CAPITAL OUTLAY**		**$74,000.00**
	CRYSTAL BAR	$0.00	
	Improvements		
	GOLD HILL DEPOT	$4,000.00	
	Tables & Chairs, etc.		
	FAIRGROUNDS		
	Seating / Panels	$35,000.00	
	BLACK & HOWELL		
	Artifacts	$10,000.00	
	Demo and Design	$25,000.00	
54160-000	**Computer Equipment**		**$2,500.00**
56504-000	**Meeting Expenses**		**$1,500.00**
	Food, Bev, Shar-if / Merchant's Mixer, etc.		
56600-000	**Insurance Premiums**		**$6,700.00**
56700-000	**CAP Venue Reimbursement**		**$160,000.00**
TOTAL OPERATING / MARKETING EXPENSES:			**$1,179,200.00**

Storey County Board of County Commissioners
Agenda Action Report

Meeting date: 5/5/15 **Estimate of time required:**

Agenda: Consent [ ] Regular agenda [x] Public hearing required [ ]

---

1. **Title:** Robert & Nicole Wilkinson, Three GGG Inc., Liquor/General License, Gold Hill Hotel

2. **Recommended motion:** Approve application of Liquor/General License.

3. **Prepared by:** Brandy Gavenda, Admin. Asst.

   Department: SCSO **Telephone:** 775-847-0959

4. **Staff summary:** Background complete. There are no disqualifiers found.

5. **Supporting materials:**

6. **Fiscal impact: None**

   Funds Available: Fund: ____ Comptroller

7. **Legal review required:**

   ____ District Attorney

8. **Reviewed by:**

   _X__ Department Head Department Name: Sheriff, Gerald Antinoro

   County Manager Other agency review: _____

9. **Board action:**

   [ ] Approved [ ] Approved with Modifications
   [ ] Denied [ ] Continued

Agenda Item No.

Storey County Board of County Commissioners
Agenda Action Report

Meeting date: 5/5/15 **Estimate of time required:**

Agenda: Consent [ ] Regular agenda [x] Public hearing required [ ]

---

1. **Title:** Vincent Malfitano, Liquor/General/Gaming License, Bonanza

2. **Recommended motion:** Approve application of Liquor/General/Gaming License.

3. **Prepared by:** Brandy Gavenda, Admin. Asst.

   Department: SCSO **Telephone:** 775-847-0959

4. **Staff summary:** Background complete. There are no disqualifiers found.

5. **Supporting materials:**

6. **Fiscal impact: None**

   Funds Available: Fund: ____ Comptroller

7. **Legal review required:**

   ____ District Attorney

8. **Reviewed by:**

   _X__ Department Head Department Name: Sheriff, Gerald Antinoro

   County Manager Other agency review: _____

9. **Board action:**

   [ ] Approved [ ] Approved with Modifications
   [ ] Denied [ ] Continued

Agenda Item No.

Storey County Board of County Commissioners
Agenda Action Report

Meeting date: 5/5/15 **Estimate of time required:**

Agenda: Consent [ ] Regular agenda [x] Public hearing required [ ]

---

1. **Title:** Vincent Malfitano, Liquor/General/Gaming License, Delta

2. **Recommended motion:** Approve application of Liquor/General/Gaming License.

3. **Prepared by:** Brandy Gavenda, Admin. Asst.

   Department: SCSO **Telephone:** 775-847-0959

4. **Staff summary:** Background complete. There are no disqualifiers found.

5. **Supporting materials:**

6. **Fiscal impact: None**

   Funds Available: Fund: ____ Comptroller

7. **Legal review required:**

   ____ District Attorney

8. **Reviewed by:**

   _X__ Department Head Department Name: Sheriff, Gerald Antinoro

   County Manager Other agency review: _____

9. **Board action:**

   [ ] Approved [ ] Approved with Modifications
   [ ] Denied [ ] Continued

Agenda Item No.

Storey County Board of County Commissioners
Agenda Action Report

Meeting date: 5/5/15 **Estimate of time required:**

Agenda: Consent [ ] Regular agenda [x] Public hearing required [ ]

---

1. **Title:** Virginia City Brewery & Taphouse, Business/Liquor License

2. **Recommended motion:** Approve application of Liquor/General License. Please also sign their request for Application of Manufacturer's License.

3. **Prepared by:** Brandy Gavenda, Admin. Asst.

   Department: SCSO **Telephone:** 775-847-0959

4. **Staff summary:** Background complete. There are no disqualifiers found.

5. **Supporting materials:** Application for Manufacturer's License.

6. **Fiscal impact: None**

   Funds Available: Fund: ____ Comptroller

7. **Legal review required:**

   ____ District Attorney

8. **Reviewed by:**

   _X__ Department Head Department Name: Sheriff, Gerald Antinoro

   ____ County Manager Other agency review: _____

9. **Board action:**

   [ ] Approved [ ] Approved with Modifications
   [ ] Denied [ ] Continued

Agenda Item No.

Original To Board of County Commissioners
Copy to Nevada Department of Taxation, Carson City

Form LTD 6 06-13

APPLICATION FOR MANUFACTURER'S LICENSE

April 15, 2015

Honorable Board of County Commissioners:

Storey County, Virginia City (City or Town) Nevada

In accordance with the provisions of NRS, Chapter 369, as amended, the undersigned hereby applies for a license for

Brewpub

(Type of license(s) – see page 2)

In the State of Nevada, for the fiscal year ending June 30, 2015 a remittance covering the license fees from the 1st day of June, 2015 to the 30th day of June, 2016 is enclosed (not less than one quarter of a year).

The following information is also set forth: Federal EIN: 47-2118535

(1) Name of firm Virginia City Brewery & Taphouse LLC

(2) Doing business as Virginia City Brewery & Taphouse

Located at 62 North C Street, Virginia City, NV 89440 (Physical Address)

Phone (775)847-7064

Mailing address P.O. Box 1176 , Virginia City, NV 89440

E-mail address vcbandth@gmail.com

(3) The applicant is:

(a) A corporation? Yes ☐ No ☒ Organized under the laws of what state? When? 20

Qualified to do business in Nevada? Yes ☒ No ☐ When? 20

Names and addresses of following officers (attach list if additional space required):

President: Kurt Holt 51 Jeanette, Carson City, NV 89706

Vice President: Jason Hawkins 1845 Bougainvillea Dr., Miden, NV 89423

Secretary: N/A

Treasurer: N/A

Manager(s) Kurt Holt 51 Jeanette, Carson City, NV 89706

Jason Hawkins 1845 Bougainvillea Dr., Miden, NV 89423

Resident Agent: Linda De Carlo P.O. Box 808, Virginia City, NV 89440

(b) A partnership? Yes ☒ No ☐ Is agreement recorded? Yes ☒ No ☐

Where? State of Nevada

Names and addresses and official position, if any, of partners (attach list if additional space is required):

(c) Operating under a fictitious firm name? Yes ☐ No ☐ Is statement recorded? Yes ☐ No ☐

Where?

Names, addresses and official positions, if any, of all persons interested in the business:

(attach list if additional space is required)

Kurt Holt 51 Jeanette, Carson City, NV 89706 Owner

Jason Hawkins 1845 Bougainvillea Dr., Miden, NV 89423 Owner

(d) An individual? Yes ☐ No ☒

(e) Has any individual who is interested, financially or otherwise, in the applicant's business, ever been convicted of a violation of Federal or any state liquor laws? Yes ☐ No ☒

If so, furnish (attach list if additional space is required):

Name	*Address Where convicted*	*When*
		20
		20
		20

(f) Is any person listed on this manufacturer's application engaged in the business of importing, wholesaling or retailing alcoholic beverages? (See attached copy of NRS 597.210) Yes ☐ No ☒

If so, what percent, name and location of business %

(3) References:

Name	*Address*
Joe Bingham	310 Sunshine Lane, Reno, NV 89502
John Smagala	870 E. Greg St. Reno, NV 89431
Jace Cook	1420 Holcomb Ave., Reno, NV 89502

(4) Has applicant a county license? Yes ☒ No ☐ A city or town license? Yes ☒ No ☐

Signed .....

Title MANAGING PARTNER / OWNER

Remarks and recommendations by the County Commissioners:

.....

.....

.....

.....

.....

.....

The application of .....

is hereby (approved) (disapproved) this ..... day of ..... 20 .....

Board of County Commissioners:

Chairman .....

Member .....

Member .....

Member .....

Member .....

ATTEST:

....., County Clerk

Type of Licenses

SCHEDULE OF LICENSE FEES

Brewpub	$75.00
Winemaker	75.00
Brewer	75.00
Instructional Wine Making Facility	75.00
Craft Distillery	75.00
Rectifier	550.00

NRS 369.310 License fees: Due dates; payment of proportionate part.

1. All license fees are due and payable on July 1 of each year. If not paid by July 15 of each year the license shall be canceled.

2. If any license is issued at any time during the year other than by July 15, the fee shall be for that proportionate part of the year that the licenser will be in effect, which in any event shall be for not less than one quarter of a year.
3. No license shall be dated other than on the first day of the month in which it is granted.

Storey County Board of County Commissioners
Agenda Action Report

Meeting date: 5/18/15 **Estimate of time required:** 0 - 5

Agenda: Consent [ ] Regular agenda [x] Public hearing required [ ]

---

1. **Title:** Business License Second Readings -- Approval

2. **Recommended motion:** Approval

3. **Prepared by:** Stacey Bucchianeri

   Department: Community Development **Telephone:** 847-0966

4. **Staff summary:** Second readings of submitted business license applications are normally approved unless, for various reasons, requested to be continued to the next meeting. A follow-up letter noting those to be continued or approved will be submitted prior to Commission Meeting. The business licenses are then printed and mailed to the new business license holder.

5. **Supporting materials:** See attached Agenda Letter

6. **Fiscal impact:** None

   Funds Available: Fund: ____ Comptroller

7. **Legal review required:** None

   ____ District Attorney

8. **Reviewed by:**

   _x_ Department Head Department Name: Community Development

   ____ County Manager Other agency review: _____

9. **Board action:**

   [ ] Approved [ ] Approved with Modifications

   [ ] Denied [ ] Continued

Agenda Item No.

Storey County Community Development

Business Licensing

P O Box 526 • Virginia City NV 89440 • (775) 847-0966 • Fax (775) 847-0935 • buslic@storeycounty.org

To: Vanessa Stephens, Clerk's Office
Pat Whitten, County Manager

May 8, 2015
Via email

Please add the following item(s) to the **May 5, 2015,** COMMISSIONERS Agenda:

Storey County Building Department has inspected and found that the following businesses meet code requirements necessary to operate in the county:

LICENSING BOARD
SECOND READINGS

A. **SOUTHWEST STEEL, LLC** – Contractor / 280 Sunpac Ave ~ Henderson (steel erector)
B. **LEGACY SPECIALTIES, INC.** – Contractor / 2567 Nowlin Road #104 ~ Minden (drywall contractor)
C. **ASPEN DEVELOPMENTS CORP** – Contractor / 2340 East Fifth Street ~ Reno (excavation contractor)
D. **COMSTOCK CHRONICLE OF VIRGINIA CITY** – HB / 2187 Main Street ~ Gold Hill (newspaper)
E. **NOTHING BUT SKULLS VIRGINIA CITY NV – General / 11 North C Street (Retail Sales) VC**
F. **REDTALON ENTERPRISES, LLC** – HB / 21540 Sazarac Rd (FFL Type 7, Firearms R&D) VCH
G. **ARNOLD MACHINERY COMPANY** – Contractor / 2975 West 2100 South ~ Salt Lake City
H. **IONIX, LLC – General / 3033 Waltham Way, Unit 5 (metal fabrication) location change TRI**
I. **RICH DOSS, INC. – General / 201 Wild Horse Canyon Drive (transportation) MCC**

Inspection Required

ec: Chris Hood, Building Dept.
Austin Osborne, Planning Dept.
Dean Haymore, Economic Dev.
Gary Hames, Fire Dept.
Patty Blakely, Fire Dept.
Assessor's Office
Sheriff's Office